

# DISTRICT MONTHLY REPORT: OCTOBER 2023



## ADMINISTRATIVE:

- 1) At their October 10<sup>th</sup> regular meeting, the Board reviewed and approved a new policy 1-08 “Debt Collection”.
- 2) At the same meeting, the Board approved the 2024 Budget Policy Recommendations from Chief VanCamp. Two new sets of goals and objectives are included in this annual business plan.

## MASTER PLANNING: Monthly Status Report:

2023 Goal #1--District Staffing Plan: see **Appendix 1.**

2023 Goal #2--District Financial Plan: see **Appendix 2.**

2023 Goal #3--Member Position Descriptions: see **Appendix 3.**

## PUBLIC RELATIONS & COMMUNITY SERVICES:

District monthly WEBSITE contacts: page views: 413.

District Strategic Communications Plan scheduling: **Appendix 4**

- 1) As part of the “roll-out” of the 2024 business plan, Chief VanCamp has proposed two strategic staffing options: a “2 firestation” and a “1.5 firestation” alternatives that replace the 2023 options know as “Plan A”, “Plan B”, “Plan C” and “Plan D”. The Board approved the two updated options for further strategic planning and community outreach in 2024.
- 2) On October 16<sup>th</sup>, Chiefs VanCamp and LeMay and Secretary Stumpf and Lieutenant Bonser met with staff at the Boston Harbor Elementary School as part of the ongoing community outreach efforts.
- 3) On October 25<sup>th</sup>, Chiefs VanCamp and LeMay and Secretary Stumpf and Lieutenant Bonser met with staff at the South Bay Elementary School as part of the ongoing community outreach efforts.

**EMERGENCY RESPONSE:** Total of 1,089 calls to date in 2023; 857 for 2008-22 average; (see attached **Monthly Call Summary Report Appendix 5**);

- 1) Type of responses for the month:

	Fire	ALS	BLS	Pub Sfty	False	Total
2023 In FD8	6	17	59	17	4	<b>103</b>
2023 Total	11	20	64	17	4	<b>116</b>
2022 Total	13	88 (Tot EMS)		18	4	<b>123</b>
Average <sup>NOTE 1</sup>	6	65 (Tot EMS)		10	3	<b>84</b>

- 2) Average number of responders-per-incident for the month:

Total	Daytime	Night	Weekend
<b>3.1</b>	3.0	3.2	3.3

- 3) Performance measures to *Target Levels of Service\** for the month/year:

Response Zone	EMS			Fire		
	Total	Meet	Pct	Total	Meet	Pct
Station 8-1	40	28	70%	3	3	100%
Station 8-2	9	3	33%	1	1	100%
Station 8-3	27	17	63%	2	2	100%

Average	EMS			Fire		
	Total	Meet	Pct	Total	Meet	Pct
Avg 2023 To Date	74.6	45.2	61%	3.9	3.2	82%
Avg 2022	72.4	42.5	59%	3.1	2.6	84%
Avg 08-22 <small>NOTE 2</small>	56.3	35.4	63%	3.4	2.5	73%

\*KEY: EMS targets: minimum 2 responders on scene within 8 minutes  
Fire targets: minimum 4 responders on scene within 10 minutes  
Does not include false alarms, service calls, mutual aid outside District.  
NOTE 1: Combination of pre-merger FD7 and FD8, for 2008-2022 (monthly average)  
NOTE 2: Combination of pre-merger FD7 and FD8, average for 2008-2022

4) BLS transports by FD8 for the month: 1.

5) Delayed responses for the month:

FD8	Date	Sta	Time	R/T	Incident Type	Comments	Platoon
975	1 Oct 23	82A	05:00	14.09	BLSY Patient Assist	12-16 min travel time from Sta 8-1; non-emergency response	C
978	2 Oct 23	82A	14:48	9.45	BLSY Patient Assist	8-10 min travel time from Sta 8-3; non-emergency response	B
990	6 Oct 23	82C	14:05	10.12	BLS Breathing Prob	10-12 min travel time from Sta 8-1	B
999	7 Oct 23	81H	18:39	11.31	BLSY Patient Assist	Concurrent incident; AU83 responded for Sta 8-1	C
1015	10 Oct 23	82C	08:11	13.47	BLS Fall	8-10 min travel time from Sta 8-1	A
1016	10 Oct 23	81L	10:35	11.17	BLS Abdominal Pain	11-14 min travel time from Sta 8-1	A
1024	11 Oct 23	83E	17:04	12.49	BLS Fall	Concurrent incident; delay in reponse	B
1034	14 Oct 23	83E	11:38	46.39	BLSY Patient Assist	Concurrent incident; non-emergency response	C
1040	17 Oct 23	81L	21:37	12.44	BLSY Patient Assist	12-16 min travel time from Sta 8-1; non-emergency response	A
1042	18 Oct 23	83A	05:35	12.10	ALS Respiratory Prob	Concurrent incident; delay in reponse	C
1043	18 Oct 23	81L	08:19	12.25	BLSY Patient Assist	10-12 min travel time from Sta 8-1	C
1046	19 Oct 23	81A	10:54	18.50	ALS Gunshot	Staged by law enforcement	A
1055	23 Oct 23	82C	11:02	11.26	BLSY Patient Assist	8-10 min travel time from Sta 8-1; non-emergency response	C
1056	23 Oct 23	81L	11:59	11.07	BLS Fall	10-12 min travel time from Sta 8-1	C
1058	23 Oct 23	82B	17:34	12.15	ALS Sick Person	10-12 min travel time from Sta 8-1	C
1059	24 Oct 23	83E	12:44	14.29	BLSY Patient Assist	12-16 min travel time from Sta 8-1; non-emergency response	B
1061	24 Oct 23	83E	16:57	12.43	BLSY Patient Assist	12-16 min travel time from Sta 8-1; non-emergency response	B
1067	26 Oct 23	81H	00:46	15.34	BLS Abdominal Pain	Concurrent incident; non-emergency response	C
1068	26 Oct 23	81L	02:32	12.18	BLSY Patient Assist	8-10 min travel time from Sta 8-1; non-emergency response	C
1072	27 Oct 23	83G	01:12	10.55	BLS Unk Med Prob	8-10 min travel time from Sta 8-3; non-emergency response	A
1073	27 Oct 23	81L	05:45	13.47	BLSY Patient Assist	12-15 min travel time from Sta 8-1; non-emergency response	A
1074	28 Oct 23	81L	00:03	14.04	BLS Fall	11-14 min travel time from Sta 8-1	C
1076	28 Oct 23	81G	12:33	11.07	BLS Fall	11-14 min travel time from Sta 8-1	A
1088	31 Oct 23	81E	11:39	30.05	BLS Unk Med Prob	First on-scene time not recorded by TCOMM	A

**IR&R STAFFING LEVELS:** Staffing levels for the month:

Staffing Targets by Position:		Station 8-1	Station 8-3	Note
Engine	Platoon A (Shifts 1, 3 & 8)	100%	27%	
	Platoon B (Shifts 2,4 & 6)	100%	86%	
	Platoon C (Shifts 5,7 & 9)	100%	56%	
Aid Unit	Platoon A (Shifts 1, 3 & 8)	0%	27%	B
	Platoon B (Shifts 2,4 & 6)	0%	9%	B
	Platoon C (Shifts 5,7 & 9)	5%	33%	B
	Battalion Chief on duty	81%		A
	Operations Support (Tenders)	95%		D
	Staffing at Station 8-2 (Johnson Point)	0 Shifts		E
<b>Sub-total</b>	<b>Station 8-3 (North Olympia) Staffing for Month</b>	<b>79%</b>		<b>C</b>
<b>Total</b>	<b>District Wide Staffing for the Month:</b>	<b>90%</b>		<b>C</b>

**Notes:**

- A) Does not include BC assigned as Company Officer if needed;
- B) Does not include cross-staffing from engine company if needed;
- C) Includes minimum target staffing of Aid Unit 83 at Station 8-3;
- D) Operations Support Program staff for on-call Tender response; and
- E) Supplemental staffing at Station 8-2 if available on shift (number of 24-hr shifts counted).

Volunteer Staffing: roster for the current month: see **Appendix 6.**

**PERSONNEL MANAGEMENT, SAFETY & TRAINING:**

- 1) 4<sup>th</sup> Quarter fire training topics:
  - Wildland fire post incident analysis
  - Thurston County energy symposium
  - Fireground “mayday” training
- 2) 4<sup>th</sup> Quarter EMS & Medic-One OTEP:
  - Quarterly CPR training: infant CPR
  - Provider Resilience
- 3) Leadership:
  - Battalion and company level officer training
- 4) Annual requirements:
  - Blood-borne pathogens
  - Driver’s training
  - First-aid training & certification (firefighters)
  - Haz-mat operations
  - Hazard communications; employee right-to-know
  - Hearing protection
  - Heat & cold stress
  - Lead awareness training
  - Portable fire extinguishers
  - Respiratory protection equipment training & testing
  - Self-contained breathing apparatus fit testing
  - Technical rescue training
  - Asbestos awareness training
- 6) Other:
  - Facilities & Equipment Team (Chief, AC and F&E Staff), (October 2<sup>nd</sup>);
  - All Officers Staff meeting (October 5<sup>th</sup>);
  - Training & Education Team (Chief, AC and Training Officer), (October 24<sup>th</sup>);
  - Health & Safety Team (Chief, AC, Health & Safety Officer), (no meeting);
  - District Community Outreach Team, (October 11<sup>th</sup>);
  - District Senior Management (Assistant Chief & Battalion Chiefs), (October 27<sup>th</sup>);
  - The South Bay Firefighters’ Association (SBFFA) (October 16<sup>th</sup>);
  - Safety Committee (no meeting)

**PERSONNEL MANAGEMENT, RELATIONS:**

- 1) The District Labor Management Committee met on October 18<sup>th</sup>.
- 2) On October 25<sup>th</sup> through 28<sup>th</sup>, Commissioners Bivens and Zvirzdys and Chief VanCamp attended the Washington Fire Commissioners’ Association conference in Tulalip.

**EQUIPMENT & FACILITIES:**

- 1) Apparatus & Equipment:
  - a. Engine 81 (3502) was placed out of service due to electrical problems with the DEF system; Engine 84 (3130) was placed into service in its place.
  - b. Engine 82 (3131) underwent some minor servicing during the month.
  - c. Tender 81 (3126) returned to service after completion of its regularly scheduled maintenance.

- 2) Facilities:
- a. The project to upgrade South Bay Station 8-1's sanitary septic system was completed during the month; only minor "punch-list" items need to be addressed.
- 3) Information Technology:
- a. 17 active work stations, 1 on-site server, with overall "health" at 88%.
  - b. 13 reactive and 6 proactive service orders for the month.
  - c. 32 users have multi-factor authentication enabled.
  - d. On October 17<sup>th</sup>, Secretary Stumpf met with representatives from Pacific Office Automation for a quarterly program update.
  - e. On October 18<sup>th</sup>, Secretary Stumpf virtually attended a seminar on cybersecurity and IT system security.

**FINANCIAL:** (see also *Budget Reports provided by the District Secretary*).

Cash Balance	Fund 6680 Operations	Note	Fund 6681 CR&R	Note	Fund 6683 Reserve	Note	Fund 6685 Cap Fac Proj	Note
<b>Beg. 1 Jan 23</b>	\$ 1,099,430		\$ 446,228		\$ 1,311,922		\$ 1,672,603	
<b>Current Balance</b>	\$ 1,949,135	1,3	\$ 203,140	1,3	\$ 1,330,528	1,3	\$ 938,511	1,3
<b>Budget End Bal</b>	\$ 492,727	2,4,5	\$ 457,352	2,5,6	\$ 1,638,893	2,5	\$ 221,474	2,4,6

**Notes:**

- 1: As of 1 November 2023.
- 2: Estimates based upon preliminary tax revenue calculations & fully accounted expensed for remaining budget year.
- 3: Interest rates for current period:  
 LGIP Pool: 1.74 %  
 TCIP Pool: 1.81 %.
- 4: Includes transfer of \$750,000 from Fund 6685 into Fund 6680 in February 2023.
- 5: Includes transfer of \$350,000 from Fund 6680 into Fund 6681 and \$320,000 from Fund 6680 into Fund 6683 in November 2023.
- 6: Include transfer of \$345,500 from Fund 6685 into Fund 6681 in November 2023.

Operating Cash Flow: projected for the year: see **Appendix 7**.

Operating Expenditures vs Budget: **Appendix 7a**




# 2023 District Goal #1 Status Report

## October

**STATUS:**



On Track



Some Delay/Difficulty






Significant Impact

The District shall adopt and implement a 3-year staffing plan to provide sufficient IR&R staffing to deploy from 2 firestations to meet TLoS objectives.

Achievement of District-wide staffing goal for the month:

JAN	FEB	MAR	APR	MAY	JUN	JUL	AUG	SEP	OCT	NOV	DEC
89%	94%	93%	83%	81%	84%	90%	87%	93%	90%		

- 1)  Complete negotiations with Union for renewal of CBA by December 2022. Complete.
- 2)  Adopt strategic IR&R staffing model by January 2023. Complete.
- 3)  Provide regular reports regarding achievement of staffing level and Target Levels of Service objectives. Ongoing monthly reporting on staffing levels (above) and Target Levels of Service (in *Monthly Report*).



# 2023 District Goal #2 Status Report

## October


**STATUS:**



On Track



Some Delay/Difficulty



Significant Impact

The District will adopt a 2023-2027 financial plan to provide funding for adequate staffing, operational support and capital assets commensurate with IR&R staffing plan (Goal #1).

- 1)  Provide 2023-2027 financial plan to Board for approval by February 2023. Complete.
- 2)  Based upon an interactive process using the *District Strategic Communications Plan* format, share information and receive input on adopted 2023-2027 financial plan starting in January 2023. Continued communications with stakeholders, primarily ad-hoc inquiries and social media messages.
- 3)  The Board will adopt a resolution to place on the 2023 election ballot a measure to provide additional funding to support the 2023-2027 financial plan. Complete.




# 2023 District Goal #3 Status Report

## October


### STATUS:



On Track



Some Delay/Difficulty



Significant Impact

The District will update its position descriptions and position requirements to clarify competency requirements, encourage professional development and promote performance accountability.

- 1)  A team will convene to review and update the position descriptions for all positions and provide a recommendation to Chief VanCamp by March 2023. Complete.
- 2)  A team will convene to review and update the minimum requirements for competencies for all positions and provide a recommendation to Chief VanCamp by June 2023. Complete.
- 3)  A team will convene to review and update the *District Training & Education Master Plan* by December 2023. Chiefs LeMay and Clowes have begun work on the 2024 “tactical” training plan in conjunction with work required by 2024 Goal #2 to review and update the *District Training & Education Master Plan*.
- 4)  Adopted changes to position descriptions and minimum competencies will be used to help in the professional development planning/accountability in 2024 (for 2023) PDP process (1<sup>st</sup> quarter 2024). Position descriptions for District IR&R staff reviewed and updated by the District Labor Management Committee; Chief VanCamp plans to approve same recommendations in November. Chief LeMay developing plans for deployment of 2024 PDP process for the 1<sup>st</sup> Quarter 2024. On track.



# Appendix 4 -- Strategic Communications Plan

## Strategic Communications Plan – Calendar

	Status	October 2023	November 2023	December 2023
<b>Action(s)</b>	complete  Complete	1. 2024 Budget Policy Recommendations draft 2. Prepare & mail newsletter	1. Adopt 2024 Goals & Objectives	1. Prepare & mail newsletter
<b>Who</b>	complete	1. BoFC, Fire Chief 2. #2... 2. Dist. Sec	1. BoFC, Fire Chief	1. District Sec.
<b>How</b>	1. Complete (Note No open public meeting in October decided not needed)	1. BoFC meeting discussion 2. Develop & mail	1. Open public meeting	1. Develop & mail



## APPENDIX 5- MONTHLY RESPONSE RECORD

Inc #	Date	Sta Zone	Grid	Location	Alarm Time	Resp Time	Type	Resp	Platoon #
974	1 Oct 23	83A	I16	1903 36th Ave NE	04:41	5.55	BLS Seizure	4	C
975	1 Oct 23	82A	B19	9840 Johnson Point Rd NE	05:00	14.09	BLSY Patient Assist	2	C
976	2 Oct 23	81A	I17	3506 Shincke Rd NE	09:44	0.00	ALS Chest Pain	3	B
977	2 Oct 23	82A	F18	4426 65th Ave NE	12:45	8.09	Brush 2	5	B
978	2 Oct 23	82A	E19	5539 72nd Ln NE	14:48	9.45	BLSY Patient Assist	3	B
979	2 Oct 23	81H	H18	3800 Sleater Kinney Rd NE #24	20:24	3.21	BLS Weakness	4	B
980	3 Oct 23	81L	G20	6801 47th Lp NE	16:41	8.17	Fire Alarm Activation	4	A
981	4 Oct 23	1A11	AA10	19125 Guava ST SW	04:13	N/A	Fire 1 (Mutual Aid)	1	A
982	4 Oct 23	81H	I18	2835 Sleater Kinney Rd NE	07:22	5.39	BLS MVA	5	B
983	4 Oct 23	81A	I16	2945 Libby Rd NE	11:06	4.16	BLS Unk Med Prob	2	B
984	4 Oct 23	307	K17	605 Devoe St NE	12:25	5.47	BLS Fall	2	B
985	4 Oct 23	81E	H20	7132 Hawks Prairie Rd NE	18:29	6.52	BLS Patient Assist	4	B
986	4 Oct 23	81A	H17	Chehalis Western @ Shincke Rd NE	18:45	2.09	BLS Welfare Check	3	B
987	4 Oct 23	81C	I16	Friendly Grove @ 36th Ave NE	19:56	3.48	BLSY Unk Med Prob	4	B
988	6 Oct 23	81C	I16	3427 Friendly Grove Rd NE	07:04	4.19	ALS CPR	5	B
989	6 Oct 23	81C	I16	3427 Friendly Grove Rd NE	08:44	4.42	BLS Breathing Prob	2	B
990	6 Oct 23	82C	F20	5718 Puget Beach Rd NE	14:05	10.12	BLS Breathing Prob	2	B
991	6 Oct 23	81A	H18	3627 South Bay Rd NE	19:07	2.49	Smoke Investigation	4	B
992	6 Oct 23	81D	I16	2210 26th Ave NE #6	20:48	4.41	ALS ALoC	4	B
993	6 Oct 23	83A	G16	5340 Boston Harbor Rd NE	21:01	2.39	Electrical Fire	4	B
994	6 Oct 23	82A	D18	8000 Kerbaugh Rd NE	21:50	11.45	Wires Down	4	B
995	6 Oct 23	81A	F18	3734 56th Ave NE	22:25	5.12	ALS Chest Pain	4	B
996	7 Oct 23	81A	I17	3506 Shincke Rd NE	10:01	0.00	ALS Allergic Reaction	4	C
997	7 Oct 23	81C	I16	3504 Friendly Grove Rd NE	17:31	N/A	Fire Alarm Activation	4	C
998	7 Oct 23	81C	I16	2010 28th Ln NE	18:38	7.05	Service Call	3	C
999	7 Oct 23	81H	I18	3430 Quail Creek Ln NE	18:39	11.31	BLSY Patient Assist	2	C
1000	7 Oct 23	81A	I17	36th @ Libby Rd NE	19:43	3.25	Brush 1	5	C
1001	7 Oct 23	83A	H15	4119 Gull Harbor Rd NE	19:49	10.37	Burn Ban Violation	3	C
1002	8 Oct 23	83A	G15	4805 Cushman Rd NE #39	08:36	8.37	BLS Patient Assist	3	A
1003	8 Oct 23	81J	I15	2810 Gull Harbor Rd NE	09:44	6.01	Brush 2	4	A
1004	8 Oct 23	83A	G15	4805 Cushman Rd NE #39	12:25	7.43	BLS Weakness	3	A
1005	8 Oct 23	81H	G18	5434 South Bay Terrace Dr NE	12:51	5.37	CO Alarm Activatioin	1	A
1006	8 Oct 23	82A	C19	9144 Gallea St NE	16:41	1.22	BLSY Unk Med Prob	4	A
1007	8 Oct 23	82A	G19	5528 Johnson Point Rd NE	17:04	3.42	BLS MVA	5	A
1008	8 Oct 23	83A	H16	3741 Harrington Ln NE	17:15	8.06	BLS Medical Alarm	3	A
1009	8 Oct 23	81A	H18	3627 South Bay Rd NE	17:26	N/A	Burn Ban Violation	1	A
1010	8 Oct 23	82C	F21	7536 Sandy Point Rd NE	17:31	3.49	ALS Syncope	2	A
1011	8 Oct 23	83A	G16	1708 46th Ave NE	21:41	6.42	ALS Chest Pain	4	A
1012	9 Oct 23	81B	G17	5421 Lemon Rd NE	10:58	7.20	Smoke Investigation	5	C
1013	10 Oct 23	307	K17	334 Devoe St NE #1	07:32	4.55	ALS Allergic Reaction	2	A
1014	10 Oct 23	81E	H19	4629 Foxhall Dr NE	07:59	5.45	ALS Chest Pain	2	A
1015	10 Oct 23	82C	F20	6133 Puget Beach Rd NE	08:11	13.47	BLS Fall	2	A
1016	10 Oct 23	81L	G20	5440 St Charles Lp NE	10:35	11.17	BLS Abdominal Pain	4	A
1017	10 Oct 23	83C	F17	6212 Libby Rd NE	13:29	7.05	BLS Syncope	2	A
1018	10 Oct 23	81H	I18	3430 Quail Creek Ln NE	14:07	4.33	BLS Fall	3	A
1019	11 Oct 23	83A	I16	1903 36th Ave NE	23:16	6.32	ALS Seizure	2	A
1020	11 Oct 23	81H	H18	3928 South Bay Rd NE	07:12	3.54	Fire Alarm Activation	3	B
1021	11 Oct 23	83E	D15	7443 Boston Harbor Rd NE	07:22	7.04	BLS Fall	2	B
1022	11 Oct 23	83G	D17	2829 77th Ave NE	08:46	6.50	BLS Sick Person	2	B
1023	11 Oct 23	81H	I18	4535 Pleasant Glade Rd NE	11:11	6.18	ALS Unk Med Prob	2	B
1024	11 Oct 23	83E	D15	7443 Boston Harbor Rd NE	17:04	12.49	BLS Fall	3	B
1025	11 Oct 23	81L	G20	7238 Highlands Dr NE	17:46	5.42	BLS Patient Assist	3	B
1026	12 Oct 23	81H	I18	4440 Pleasant Glade Rd NE	06:43	6.04	BLS Dizziness	3	A
1027	12 Oct 23	83C	F16	6300 Libby Rd NE	07:13	16.10	Service Call	3	A
1028	12 Oct 23	82A	C19	9446 Johnson Point Lp NE	09:02	10.27	Service Call	4	A
1029	12 Oct 23	81J	I16	1518 26th Ave NE	11:33	4.56	BLS Sick Person	3	A
1030	12 Oct 23	81A	I17	3017 28th Ln NE	16:13	3.26	ALS Chest Pain	3	A

## APPENDIX 5- MONTHLY RESPONSE RECORD

Inc #	Date	Sta Zone	Grid	Location	Alarm Time	Resp Time	Type	Resp	Platoon #
1031	12 Oct 23	81F	H19	5800 Hawks Prairie Rd NE	17:42	0.00	Service Call	3	A
1032	13 Oct 23	81H	G18	5044 Sleater Kinney Rd NE	12:23	5.47	BLS Medical Alarm	4	B
1033	14 Oct 23	83A	F16	5820 Boston Harbor Rd NE	11:37	8.08	BLS MVA	4	C
1034	14 Oct 23	83E	E14	7135 Bayview Dr NE	11:38	46.39	BLSY Patient Assist	4	C
1035	15 Oct 23	81A	I18	3340 Lilly Rd NE	18:46	2.19	Service Call	4	B
1036	15 Oct 23	81F	G19	4922 Puget Rd NE	19:03	5.46	ALS Chest Pain	6	B
1037	16 Oct 23	83G	E17	7500 Libby Rd NE	12:23	6.34	Service Call	4	C
1038	16 Oct 23	83A	H15	3800 Gull Harbor Rd NE	15:47	0.00	Service Call	3	C
1039	17 Oct 23	81L	G20	6906 47th Ave NE	09:18	6.35	BLS Unk Med Prob	3	A
1040	17 Oct 23	81L	G20	6718 Prairie Ridge Dr NE	21:37	12.44	BLSY Patient Assist	3	A
1041	18 Oct 23	83E	D15	424 76th Way NE #B	04:58	8.56	BLS DoA	2	A
1042	18 Oct 23	83A	F16	5721 Boston Harbor Rd NE	05:35	12.10	ALS Respiratory Prob	5	C
1043	18 Oct 23	81L	G20	6718 Prairie Ridge Dr NE	08:19	12.25	BLSY Patient Assist	3	C
1044	18 Oct 23	81A	G18	5220 Shincke Rd NE	16:44	4.39	ALS Dizziness	3	C
1045	18 Oct 23	83A	G15	5045 Indian Rd NE	19:17	5.12	BLS Dizziness	2	C
1046	19 Oct 23	81A	H17	Chehalis Western @ 41st Ave NE	10:54	18.50	ALS Gunshot	3	A
1047	19 Oct 23	83G	C17	8925 Libby Rd NE	17:13	14.23	Service Call	4	A
1048	19 Oct 23	81C	I16	3540 Friendly Grove Rd NE	19:54	N/A	Fire Alarm Activation	3	A
1049	19 Oct 23	83A	H16	3741 Harrington Ln NE	21:45	6.08	BLS Medical Alarm	3	A
1050	20 Oct 23	81A	I17	3404 Kegley Meadows Ct NE	08:34	3.51	BLS DoA	2	B
1051	20 Oct 23	83A	H16	3741 Harrington Ln NE	18:47	5.15	BLS Fall	3	B
1052	21 Oct 23	318	I22	9338 Classic Dr NE	13:13	5.57	Fire 1 (Mutual Aid)	4	A
1053	22 Oct 23	307	K17	1116 Fenske Dr NE	13:46	5.38	BLS Assist L/E	3	B
1054	23 Oct 23	307	J16	2506 Simon Ln NE	08:43	6.43	ALS Sick Person	3	C
1055	23 Oct 23	82C	E20	7306 Puget Beach Rd NE	11:02	11.26	BLSY Patient Assist	4	C
1056	23 Oct 23	81L	G20	5440 St Charles Lp NE	11:59	11.07	BLS Fall	3	C
1057	23 Oct 23	307	K17	1116 Fenske Dr NE	13:40	6.14	BLS Mental Problem	3	C
1058	23 Oct 23	82B	E20	6925 Marvin Rd NE	17:34	12.15	ALS Sick Person	3	C
1059	24 Oct 23	83E	D16	8309 Zangle Rd NE	12:44	14.29	BLSY Patient Assist	3	B
1060	24 Oct 23	307	K17	334 Devoe St NE #1	14:39	5.44	ALS Respiratory Prob	3	B
1061	24 Oct 23	83E	D16	8309 Zangle Rd NE	16:57	12.43	BLSY Patient Assist	4	B
1062	24 Oct 23	83A	H15	427 38th Ave NE	19:49	12.13	Wires Down	3	B
1063	25 Oct 23	81H	H18	3929 South Bay Lp NE	09:49	3.58	ALS CVA	3	C
1064	25 Oct 23	316	K20	6461 Green St SE	10:49	2.25	Fire 1 (Mutual Aid)	3	C
1065	25 Oct 23	81L	G20	6718 Prairie Ridge Dr NE	17:41	7.23	BLSY Patient Assist	3	C
1066	26 Oct 23	81H	G18	5540 Sleater Kinney Rd NE	00:28	7.26	BLS Sick Person	3	C
1067	26 Oct 23	81H	I19	2930 Jorgenson Rd NE	00:46	15.34	BLS Abdominal Pain	3	C
1068	26 Oct 23	81L	G20	6718 Prairie Ridge Dr NE	02:32	12.18	BLSY Patient Assist	3	C
1069	26 Oct 23	83A	G16	5238 Boston Harbor Rd NE	13:27	2.14	BLS CVA	2	A
1070	26 Oct 23	81H	G18	5524 Sleater Kinney Rd NE	13:43	4.55	BLS Fall	2	A
1071	26 Oct 23	81H	H18	3800 Sleater Kinney Rd NE #1	14:15	3.15	Service Call	2	A
1072	27 Oct 23	83G	D16	8402 Island View Dr NE	01:12	10.55	BLS Unk Med Prob	2	A
1073	27 Oct 23	81L	G20	6718 Prairie Ridge Dr NE	05:45	13.47	BLSY Patient Assist	3	A
1074	28 Oct 23	81L	G20	5440 St Charles Lp NE	00:03	14.04	BLS Fall	3	C
1075	28 Oct 23	81H	G18	4710 Sleater Kinney Rd NE	08:07	4.59	Gas Leak Inside	4	A
1076	28 Oct 23	81G	I20	6131 33rd Ln NE	12:33	11.07	BLS Fall	3	A
1077	28 Oct 23	83A	F16	2324 66th Ave NE	15:42	7.53	BLS Fall	3	A
1078	28 Oct 23	83A	H16	3741 Harrington Ln NE	21:22	5.35	BLS Medical Alarm	2	A
1079	29 Oct 23	O3E	K17	3414 Stoll Rd SE #26	10:30	4.18	Fire 1 (Mutual Aid)	3	B
1080	29 Oct 23	81A	I17	3525 Forrest Parse Ln NE	13:54	2.50	Service Call	3	B
1081	29 Oct 23	83A	G15	4805 Cushman Rd NE #39	16:06	3.28	BLS Fall	3	B
1082	29 Oct 23	83A	H16	3741 Harrington Ln NE	20:21	5.21	BLS Medical Alarm	3	B
1083	29 Oct 23	83A	H16	3741 Harrington Ln NE	21:11	5.23	BLS Medical Alarm	3	B
1084	30 Oct 23	83E	E15	6815 Zangle Rd NE	06:38	5.57	Fire-Small	2	A
1085	30 Oct 23	O3E	K18	426 Lilly Rd NE	16:07	3.36	Fire 1 (Mutual Aid)	2	A
1086	30 Oct 23	307	K17	1116 Fenske Dr NE	18:13	21.42	BLS Assist L/E	4	A
1087	31 Oct 23	83A	G15	4805 Cushman Rd NE #39	01:03	5.54	BLS Fall	2	A

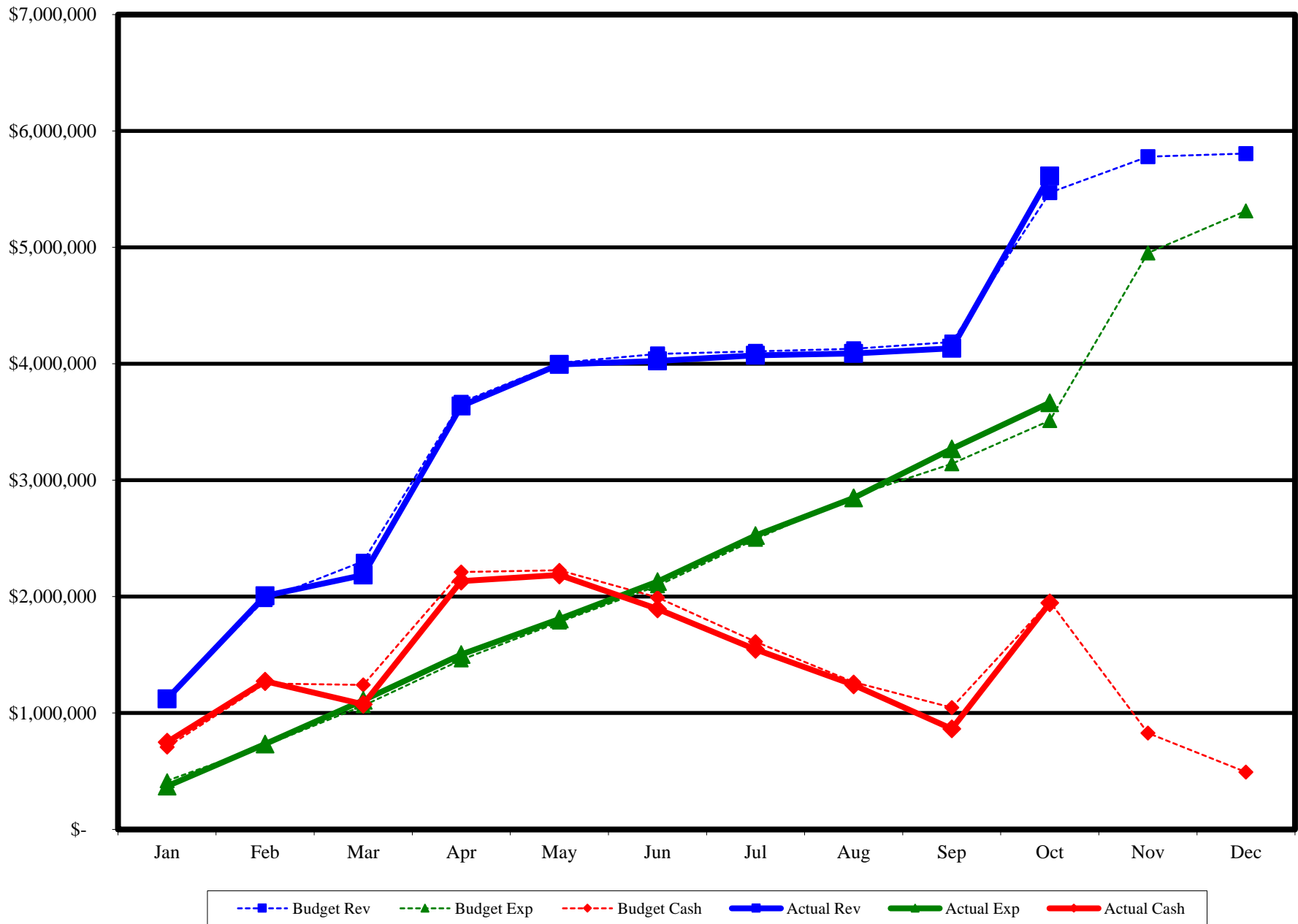
### APPENDIX 5- MONTHLY RESPONSE RECORD

Inc #	Date	Sta Zone	Grid	Location	Alarm Time	Resp Time	Type	Resp	Platoon #
1088	31 Oct 23	81E	H20	6819 Condor Lp NE	11:39	30.05	BLS Unk Med Prob	2	A
1089	31 Oct 23	307	K17	2828 8th Ave NE	14:07	6.18	BLS CVA	2	A

## APPENDIX 6 -- VOLUNTEER STAFFING

NAME	RANK / STATUS	PLATOON / DATE	NAME	RANK / STATUS	PLATOON / DATE
Armstrong, Walker	OSP		Henson, Ronald C	Admin Staff	
Barnes, Xavier	FF	A	Lacy, Ben	FF/EMT	B
Barthule, Tyler J	Admin Staff		LaDue, Chris	LT	B
Campbell, Noah	recruit	A	McCann, Dustin	FF/AO	B
Carlton, Susan E	Admin Staff		McCosh, Devin	FF/EMT	A
Caron, Judy	Admin Staff		Mulligan, Tyler	FF/EMT	B
Clemens, Jonathan	EMSO		Perry, Andrew	EMT	C
Cochran, Ann	Admin Staff		Poole, James	FF/AO	B
Delos Santos, Rhomel M	FF	C	Poppert, Kenneth	recruit	B
Fass, Bonnie	Admin Staff		Prine, Don	OSP	
Freed, Richard	FF/EMT	C	Reavis, Cody	FF/EMT	A
Frymire, Sean	recruit	B	Stewart, Christopher	FF/AO	B
Gill, Patricia Ann	Admin Staff		Sullivan, Amber	EMT	C
Grimaldo, Zachary R	FF/EMT	C	Van Kirk, Nick	FF/EMT	A
Harn, Jakob	FF	A	Williams, Tom	OSP	
Hayes, Dale	FF/EMT/AO	B	Youngs, John	FF/EMT/AO	C
			Zopolis, James P	Admin Staff	

## APPENDIX 7 - 2023 BUDGET VS ACTUAL, CASH BALANCE



### APPENDIX 7A -- MONTHLY OPERATING EXPENDITURE VS BUDGET

