

# DISTRICT MONTHLY REPORT: AUGUST 2021

## ADMINISTRATIVE:

- 1) At their August 10<sup>th</sup> regular meeting, plans were discussed for the development of the 2022 annual budget.
- 2) On August 19<sup>th</sup>, Chief VanCamp met with representatives from Lacey Fire District 3 and other fire departments regarding potential cooperative resources for managing each agencies information technology program. Lacey will be providing a proposal on the service that would be covered by an intergovernmental agreement.

## MASTER PLANNING: Action Item Summary List:

2021 Goal #1--IR&R Staffing: see **Appendix 1.**  
2021 Goal #2--Capital Repairs & Replacement: see **Appendix 2.**  
2021 Goal #3--Training & Education Master Plan: see **Appendix 3.**  
2021 Goal #4--Community Outreach Plan: see **Appendix 4.**

## PUBLIC RELATIONS & COMMUNITY SERVICES:

District monthly WEBSITE contacts: page views: 1,082.

- 1) Chief VanCamp continues to participate in a county-wide effort to manage the handling of patient transport and receiving at the hospital. There is a critical shortage of BLS transport units and hospital beds, all effecting EMS resource availability.

**EMERGENCY RESPONSE:** Total of 774 calls to date; 675 for 2008-20 average; (see attached **Monthly Call Summary Report Appendix 5**);

- 1) **Type of responses** for the month:

	Fire	ALS	BLS	Pub Sfty	False	Total
2021 In FD8	4	18	41	14	1	<b>78</b>
2021 Total	9	20	61	15	1	<b>106</b>
2020 (Total)	13	69	(Tot EMS)	14	5	<b>101</b>
Average <sup>NOTE 1</sup>	8	65	(Tot EMS)	12	3	<b>88</b>

- 2) **Average number of responders-per-incident** for the month:

	Total	Daytime	Night	Weekend
2021	<b>3.4</b>	3.0	3.5	3.7
2020	<b>3.7</b>	3.6	4.0	3.6

- 3) **Performance measures to Target Levels of Service\*** for the month/year:

Response Zone	EMS			Fire		
	Total	Meet	Pct	Total	Meet	Pct
Station 8-1	26	22	85%	3	3	100%
Station 8-2	9	3	33%	0	0	0%
Station 8-3	25	13	52%	0	0	0%

Average	EMS			Fire		
	Total	Meet	Pct	Total	Meet	Pct
Avg 2021 To Date	<b>60.8</b>	<b>36.7</b>	<b>60%</b>	<b>2.9</b>	<b>2.8</b>	<b>96%</b>
Avg 2020	<b>59.8</b>	<b>37.3</b>	<b>62%</b>	<b>3.6</b>	<b>3.2</b>	<b>88%</b>
Avg 08-20 <sup>NOTE 2</sup>	<b>54.0</b>	<b>34.4</b>	<b>64%</b>	<b>3.5</b>	<b>2.4</b>	<b>70%</b>

\*KEY: EMS targets: minimum 2 responders on scene within 8 minutes  
Fire targets: minimum 4 responders on scene within 10 minutes  
 Does not include false alarms, service calls, mutual aid outside District.  
 NOTE 1: Combination of pre-merger FD7 and FD8, for 2008-2020 (monthly average)  
 NOTE 2: Combination of pre-merger FD7 and FD8, average for 2008-2020

#### 4) Delayed responses for the month:

FD8	Date	Sta	Time	R/T	Incident Type	Comments	Shift
679	1 Aug 21	83A	13:57	18.58	BLS Unk Med Prob	Staged by law enforcement	
683	2 Aug 21	83G	07:12	9.14	BLS Head Injury	8 min travel time from Sta 8-3; incomplete location info	
701	7 Aug 21	82A	06:58	12.15	BLSY Patient Assist	12 min travel teim from Sta 8-1	8
702	7 Aug 21	82A	14:06	9.10	ALS High BP	9 min travel teim from Sta 8-1	8
703	7 Aug 21	81L	14:07	10.44	BLSY Patient Assist	Engine 35 response (E-81 on other call)	8
704	7 Aug 21	83E	15:25	10.09	BLS Fall	10-11 min travel time from Sta 8-1	8
705	8 Aug 21	82A	05:38	11.01	BLS Abdominal Pain	11 min travel time from Sta 8-1	9
711	10 Aug 21	81E	17:10	9.06	BLS Fall	Acess problems at Pleasant Forest gate & drive-way	
717	11 Aug 21	83G	18:40	20.18	BLS Hip Pain	Arrival not recorded by TComm	3
727	14 Aug 21	83E	08:26	12.06	BLSY Patient Assist	Non-emergency response from Sta 8-1 (during training)	6
731	14 Aug 21	82C	13:16	33.16	BLS Sick Person	Delay due to concurrent incident	6
739	16 Aug 21	83A	23:33	17.50	ALS Overdose	Staged by law enforcement	8
742	18 Aug 21	83E	07:06	11.50	BLSY Fall	10 min travel time from Sta 8-1	
743	18 Aug 21	81L	10:05	11.46	BLS Trauma	10 min travel time from Sta 8-1	
752	20 Aug 21	83A	23:00	11.19	BLS Fall	Staged by law enforcement	3
761	23 Aug 21	81K	23:05	9.48	BLS Allergic Reaction	7 min travel time from Sta 8-1; delayed turn-out	6
762	24 Aug 21	83E	07:43	11.31	BLSY Patient Assist	10 min travel time from Sta 8-1; non-emergency	
766	25 Aug 21	83E	02:34	14.30	BLS Unk Med Prob	Staged by law enforcement	7
771	27 Aug 21	81E	15:09	13.37	BSL Weakness	13 min travel time from Sta 8-3; E-81 out of position	
772	28 Aug 21	82A	17:20	21.40	ALS Fall	Arrival not recorded by TComm	
779	29 Aug 21	83A	19:04	23.30	BLS Unk Med Prob	Concurrent calls, delayed response (E-O1 mutual aid)	3
780	30 Aug 21	82A	13:29	10.50	BLS Sick Person	Non-emergency response; equipment problem delay	

#### IR&R STAFFING LEVELS: Staffing levels for the month:

Staffing Targets by Position:		Station 8-1	Station 8-3	Note
Dayshift	Battalion Chief:	86%		A
	Engine/EMS Company:	100%	32%	B
	Station Staffed:	100%	32%	
Night & Weekend	Battalion Chief:	80%		
	Company Officer:	100%	30%	B
	Engine Company:	100%	30%	B,C
	EMS Company:	100%	55%	D
	Operations Support (Tenders)	65%		E
Total	Summary of Staffing Level for the Month:	100%	47%	D
Total	District Wide Staffing for the Month:	73%		

#### Notes:

- A) Includes weekday holidays when BC not staffed;
- B) Includes BC assigned as Company Officer if needed;
- C) May be cross-trained/certified staff (e.g. Firefighter-EMT);
- D) Includes minimum target staffing of Aid Unit 83 at Station 8-3; and
- E) Operations Support Program staff for on-call for Driver-Operator & Tender response.

Volunteer Staffing: status for the current month: see **Appendix 6**.

#### PERSONNEL MANAGEMENT, SAFETY& TRAINING:

##### 1) 3<sup>rd</sup> Quarter training topics:

- EMS review;
- Ongoing driver-operator training & skills; and

- Map test.
- 2) 3rd Quarter Medic-One OTEP:
  - OTEP for traumatic brain injuries; and
  - OTEP adult CPR.
- 3) Leadership:
  - Accident and “near-miss” forms (self-study Safety Committee minutes);
  - “Mayday” communications and scene safety;
  - Ongoing “acting” staffing for temporary officer vacancies, mentoring; and
  - Operations Team meeting held July 1<sup>st</sup>; the meeting was held “virtually”.
- 4) Annual requirements:
  - Bloodborne pathogens;
  - Driver’s training;
  - First-aid training & certification (L&I requirement for firefighters);
  - Haz-mat Operations level training/re-certification;
  - Hazard communications “Right to Know”;
  - Hearing protection;
  - Heat & cold stress prevention;
  - Lead awareness;
  - Portable fire extinguishers;
  - Respiratory equipment (PPE);
  - SCBA fit testing;
  - Asbestos awareness; and
  - Technical rescue skills.
- 5) Other:
  - The District Operations Team met on August 5<sup>th</sup>.

#### **PERSONNEL MANAGEMENT, RELATIONS:**

- 1) Chief McBride received executive leadership training through the IAFF program during the month.
- 2) On August 9<sup>th</sup>, Governor Inslee issued Proclamation 21-14 which required all health care workers (including all District EMTs) to have completed their COVID-19 vaccinations (or receive exemption/accommodations) by October 18<sup>th</sup>. District staff worked to determine how it would achieve compliance with this mandate and provide guidance/direction to its members. This continues to be a significant effort for all parties involved.

#### **EQUIPMENT & FACILITIES:**



New Engine 83 being prepared for delivery.

1) Apparatus & Equipment:

- a. The replacement pumper (for Engine 83) has been transported to the local vendor, Hughes Equipment in Tacoma; it is being prepared for delivered to the District in September.
- b. Specifications for a replacement brush truck are being developed for bidding as per the 2021 Capital Repairs & Replacement Schedule.
- c. During August, Lt DeGagne arranged for a demonstration of battery-operated tools to evaluated their procurement and deployment on District apparatus. On August 10<sup>th</sup>, a battery-powered extrication tools were demonstrated at the Training Center.
- d. The Battalion 8 unit (3138) and Engine 83 (3130) were serviced during the month.
- e. The District's hydraulic rescue tools were serviced on August 11<sup>th</sup>.

2) Facilities:

- a. Several electrical and mechanical issues at Annex 8-3 were addressed and repaired during the month.
- b. Quotes for work on the District Residence facility are being sought for replacement of the deck structure and other exterior repairs, however, the construction market at this time is still very tight (both labor & materials). It is very difficult to obtain bids at a reasonable cost.

**FINANCIAL:** (see also *Budget Reports provided by the District Secretary*).

Cash Balance	Fund 6680 Operations	Note	Fund 6681 CR&R	Note	Fund 6683 Reserve	Note	Fund 6685 Cap Fac Proj	Note
<b>Beg. 1 Jan 20</b>	\$ 931,802		\$ 883,289		\$ 1,292,090		\$ 1,518,573	
<b>Current Balance</b>	\$ 758,154	1,3	\$ 844,561	1,3	\$ 1,297,912	1,3	\$ 2,401,571	1,3
<b>Budget End Bal</b>	\$ 765,300	2,3,4	\$ 1,090,000	2,3,4	\$ 1,313,000	2,3	\$ 1,540,000	2,3

**Notes:**

- 1: As of 1 September 2021.
- 2: Estimates based upon preliminary tax revenue calculations & fully accounted expensed for remaining budget year.
- 3: Interest rates for current period:  
LGIP Pool: 1.74 %  
TCIP Pool: 1.81 %.
- 4: Includes transfer of \$286,000 from Fund 6680 to Fund 6681 (November 2021).

**Operating Cash Flow:** projected for the year: see **Appendix 7**.

**Operating Expenditures vs Budget:** **Appendix 7a**



# 2021 District Goal #1 Status Report

## August

**STATUS:**



Not Started



Started



In-Progress



Complete (Project)



Complete-Ongoing (Program)

The District shall achieve 98% District-wide minimum Incident Readiness & Response (IR&R) staffing levels, as identified in the *District Target Levels of Service (TLoS)*.

Achievement of District-wide staffing goal for the month:

JAN	FEB	MAR	APR	MAY	JUN	JUL	AUG	SEP	OCT	NOV	DEC
95%	96%	95%	94%	97%	92%	82%	73%				

1)



**Priority #1:** The Operations-Training & Safety Team, led by AC LeMay, shall ensure qualified staffing for a minimum of 2 Apparatus Driver-Operators (ADO) for each shift by December 2021.

- Staff working on assessment of staffing needs, including hiring of additional career FF-EMT ADO's; issue complicated with new COVID-19 pandemic issues (i.e. mandatory vaccinations, career/volunteer sick leave or leave of absence, training availability etc.).
- Significant limitation for staffing at Station 8-3 (Boston Harbor) in August (see above) due to ADO and officer limitations.

2)



The Operations-Training & Safety Team, led by AC LeMay, will develop a register for the Resident Responder Program, evaluate & select members (for a target level of 6) and implement shift staffing for Station 8-2 (Johnson Point) by January 2022. This objective will depend upon termination of SARS-COV2 / COVID-19 pandemic special precautions.

- Severe shortage of reasonable and available construction resources precluding facility improvements, delaying occupancy; recruitment process still on hold due to COVID-19 restrictions.



## 2021 District Goal #2 Status Report

### August

**STATUS:**



Not Started



Started



In-Progress







Complete (Project)



Complete-Ongoing (Program)

The District will review the Capital Repairs & Replacement (CR&R) Plan and Budget to the optimize apparatus and major equipment replacement schedule to better conform with recently adopted master plans.

- 1)  The Facilities & Equipment Team, led by Chief VanCamp, will review the Plan and provide recommendations for changes to Chief VanCamp by March 2021.
  - Complete.
- 2)  Chief VanCamp will provide a proposed amendment to the CR&R Plan and Budget to the Board by June 2021.
  - Complete.
- 3)  The Facilities & Equipment Team, led by Chief VanCamp, will ensure projects approved for 2021 be initiated and implemented as soon as possible based on each project's schedule.
  - Facilities projects delayed due to high cost and limited availability of construction resources.
  - Work in specifications for brush-truck replacement and power tools to be completed by September.
- 4)  By August 2021, the Operations-Training & Safety Team, led by AC LeMay, will ensure all relevant District Driver-Operators will be qualified to operate the replacement Type 1 engine (currently scheduled for delivery in June 2021).
  - Training plan in place for expected September commissioning of new apparatus.



## 2021 District Goal #3 Status Report

### August

**STATUS:**



Not Started



Started



In-Progress






Complete (Project)



Complete-Ongoing (Program)

The District will continue to implement the provisions of the IR&R District Training & Education program.

- 1)  **Priority #2:** The Operations-Training & Safety Team, led by AC LeMay, will develop and implement the initial phase of a comprehensive officer skills maintenance training program (in addition to the existing Officer Development Program) for all existing District officers by June 2021.
  - Complete.
- 2)  **Priority #3:** By September 2021, the Operations-Training & Safety Team, led by AC LeMay, will review the current volunteer recruitment, evaluation, selection, orientation and initial training process with respect to
  - a) Ability to meet IR&R staffing requirements;
  - b) Durability from diminishing applicant pools, increasing job performance requirements, need for supervision & mentoring and economic, social and health (e.g. pandemic) conditions; and
  - c) Incentives to increase retention.
  - Complete; current volunteer staffing continues to drop (2 volunteers in August) and applications for new (replacement) volunteers lagging (no applications received during the month).
- 3)  The Operations-Training & Safety Team, led by AC LeMay, will evaluate the current District Officer Development Program, and provide a recommendation for any modifications to Chief VanCamp by December 2021.
  - A formal/expanded program is being developed to build upon the current ODP; one member currently enrolled.





## 2021 District Goal #4 Status Report

### August

**STATUS:**



Not Started



Started



In-Progress



Complete (Project)



Complete-Ongoing (Program)

The District will reach out and inform its citizens and customers through an ongoing public communications program.

- 1)  The Executive Team will develop and communicate “subjective” messages focusing on “who we are” and “what our mission is” by March 2021.
  - Complete (ongoing).
- 2)  The Executive Team will develop and communicate “objective” messages focusing on direct and indirect impacts/benefits (“outcomes”) to citizens by June 2021.
  - Complete (ongoing).
- 3)  The Executive Team will develop and communicate “objective” messages focusing on District resources (people, capital assets, practices) and business efficiency/effectiveness (“inputs”) by September 2021.
  - Newsletter article developed and published for September mailing to address “objective” messaging.
- 4)  The Executive Team will develop and communicate “subjective” messages focusing on customer expectations and District strategic direction and overall “outcomes” by December 2021.
  - Board and Executive Staff met to determine future establishment of community advisory function.



## APPENDIX 5- MONTHLY RESPONSE RECORD

Inc #	Date	Sta Zone	Grid	Location	Alarm Time	Resp Time	Type	Resp	Shift #
677	1 Aug 21	81J	I16	2056 26th Ave NE	09:25	5.41	Fire Alarm Activation	3	
678	1 Aug 21	307	K17	421 Devoe St NE	11:12	6.21	BLS Back Pain	2	
679	1 Aug 21	83A	G16	47th @ Boston Harbor Rd NE	13:57	18.58	BLS Unk Med Prob	5	
680	1 Aug 21	83A	G15	4806 Cushman Rd NE #101	15:16	4.07	BLS Breathing Prob	5	
681	2 Aug 21	81H	H18	4532 36th Ave NE	04:36	5.58	ALS Shoulder Pain	3	3
682	2 Aug 21	307	J17	1524 South Bay Rd NE	06:56	5.27	ALS Low BP	3	
683	2 Aug 21	83G	C17	Libby @ Fishtrap Lp NE	07:12	9.14	BLS Head Injury	2	
684	2 Aug 21	81K	G19	5219 Puget Rd NE #A	09:34	6.44	BLS Respiratory Prob	3	
685	3 Aug 21	83A	G15	4805 Cushman Rd NE #37	08:23	7.03	BLS DLoC	4	
686	4 Aug 21	O1A	K16	1224 Legion Way SE	17:49	2.55	BLS Trauma	2	
687	4 Aug 21	82A	E19	6006 67th Ave NE	18:25	8.31	ALS Fall	3	5
688	4 Aug 21	83G	D17	7647 Libby Rd NE	20:17	N/A	BLS MVA	4	5
689	4 Aug 21	83G	D17	7647 Libby Rd NE	20:29	0.00	BLS MVA	6	5
690	5 Aug 21	82A	E19	5005 71st Way NE	05:15	8.33	BLS Stroke	5	5
691	5 Aug 21	81H	I18	4526 Pleasant Glade Rd NE	08:59	7.18	Wires Down	2	
692	5 Aug 21	83E	E15	Boston Harbor @ Bromley Ln NE	11:06	6.13	BLS Injury	6	
693	5 Aug 21	83A	H15	Boston Harbor @ 39th Ave NE	13:54	2.42	BLS Unk Med Prob	2	
694	5 Aug 21	83A	H15	Boston Harbor @ 36th Ave NE	13:59	N/A	BLS Welfare Check	2	
695	5 Aug 21	307	J16	2237 Friendly Grove Rd NE	21:53	5.23	BLSY Patient Assist	3	6
696	6 Aug 21	82A	F19	Johnson Point @ 63rd Ave NE	00:29	7.52	Service Call	3	6
697	6 Aug 21	81F	I19	3144 Hollywood Dr NE	13:56	4.45	Service Call	2	
698	6 Aug 21	T2A	N14	224 Little St SW #2	14:57	1.19	BLS Pain	2	
699	6 Aug 21	82A	E19	5035 70th Ave NE	16:04	6.32	ALS Respiratory Prob	4	
700	6 Aug 21	O3E	K18	3775 Martin Way E #A2	18:59	4.38	BLS Sick Person	2	7
701	7 Aug 21	82A	B19	9840 Johnson Point Rd NE	06:58	12.15	BLSY Patient Assist	4	8
702	7 Aug 21	82A	D19	8448 Johnson Point Rd NE	14:06	9.10	ALS High BP	4	8
703	7 Aug 21	81L	G20	6718 Prairie Ridge Dr NE	14:07	10.44	BLSY Patient Assist	2	8
704	7 Aug 21	83E	E15	426 73rd Ave NE	15:25	10.09	BLS Fall	3	8
705	8 Aug 21	82A	C19	9224 Lohrer Ln NE	05:38	11.01	BLS Abdominal Pain	4	9
706	8 Aug 21	81C	I17	36th @ Libby Rd NE	19:58	3.44	Smoke Investigation	4	9
707	8 Aug 21	83E	E15	312 73rd Ave NE	20:29	11.20	Water Rescue	7	9
708	9 Aug 21	81B	H17	3813 Lemon Rd NE	06:57	3.49	Brush Fire	5	
709	9 Aug 21	81J	I15	1103 Ames Rd NE	13:19	7.07	BLS Abdominal Pain	2	
710	9 Aug 21	307	J17	12th @ South Bay Rd NE	21:30	5.37	Burn Ban Violation	4	1
711	10 Aug 21	81E	G19	4922 Puget Rd NE #611	17:10	9.06	BLS Fall	4	
712	11 Aug 21	81H	H18	4532 36th Ave NE	06:24	5.58	BLS Sick Person	3	
713	11 Aug 21	83G	D17	7702 Libby Rd NE	11:09	7.42	ALS Allergic Reaction	3	
714	11 Aug 21	81L	G20	5204 Deerfield Park Ct NE	11:19	11.16	Smoke Investigation	2	
715	11 Aug 21	307	K17	South Bay @ 8th Ave NE	16:04	3.56	BLS MVA	3	
716	11 Aug 21	81B	H17	3619 Shincke Rd NE	17:34	2.22	BLS Breathing Prob	2	
717	11 Aug 21	83G	D17	2829 77th Ave NE	18:40	20.18	BLS Hip Pain	2	3
718	12 Aug 21	83A	G16	5010 Boston Harbor Rd NE	01:37	4.41	Structure Fire	7	3
719	12 Aug 21	81F	G19	Johnson Point @ Puget Rd NE	13:45	4.35	Smoke Investigation	2	
720	12 Aug 21	81J	I15	2810 Gull Harbor Rd NE	15:34	5.51	Smoke Investigation	2	
721	12 Aug 21	81F	G19	5316 Johnson Point Rd NE	19:33	5.50	BLSY Patient Assist	3	4
722	13 Aug 21	81A	H17	4209 Shincke Rd NE #2	03:12	6.26	Structure Fire	7	4
723	13 Aug 21	O3D	M15	2815 Otis St SE	15:02	N/A	BLS Fall	2	
724	13 Aug 21	81H	H18	3937 South Bay Lp NE	20:02	4.49	BLS Neck Pain	2	5
725	14 Aug 21	O3E	K17	3100 Pacific Ave SE	22:59	N/A	Brush Fire	2	5
726	14 Aug 21	83A	H15	3838 Boston Harbor Rd NE	01:51	6.50	BLS Medical Alarm	3	5
727	14 Aug 21	83E	E15	602 Bromley Ln NE	08:26	12.06	BLSY Patient Assist	3	6
728	14 Aug 21	83A	H15	4222 Gull Harbor Rd NE	09:45	N/A	ALS Chest Pain	3	6
729	14 Aug 21	81E	H20	6903 Falcon Way NE	12:37	6.52	ALS Respiratory Prob	7	6
730	14 Aug 21	81E	H20	6903 Falcon Way NE	12:54	N/A	BLS Fall	3	6
731	14 Aug 21	82C	E20	7230 Puget Beach Rd NE	13:16	33.16	BLS Sick Person	3	6

## APPENDIX 5- MONTHLY RESPONSE RECORD

Inc #	Date	Sta Zone	Grid	Location	Alarm Time	Resp Time	Type	Resp	Shift #
732	14 Aug 21	81A	H18	3730 Shincke Rd NE	18:34	2.27	BLS Bleeding	3	6
733	15 Aug 21	O3E	J17	1121 Lilly Rd NE	07:40	4.29	ALS Chest Pain	2	7
734	15 Aug 21	82A	F18	5919 Swayne Rd NE	14:50	6.58	ALS Breathing Prob	6	7
735	15 Aug 21	83A	I15	3449 Gull Harbor Rd NE	15:51	4.38	Burn Ban Violation	3	7
736	15 Aug 21	11A4	R14	10129 Case Rd SW	19:21	7.30	Structure Fire (MA)	1	7
737	16 Aug 21	83A	E17	6947 Woodard Bay Rd NE	00:22	8.00	BLS Fall	3	7
738	16 Aug 21	83E	E15	312 73rd Ave NE	16:50	8.19	Water Rescue	6	
739	16 Aug 21	83A	G16	5308 Heights Ln NE	23:33	17.50	ALS Overdose	2	8
740	17 Aug 21	307	K17	421 Devoe St NE	13:10	7.05	BLS Pain	3	
741	17 Aug 21	81A	I17	2840 27th Ln NE	14:00	4.28	BLS Medical Alarm	3	
742	18 Aug 21	83E	E15	1118 73rd Ave NE	07:06	11.50	BLSY Fall	3	
743	18 Aug 21	81L	F21	7722 56th Ave NE	10:05	11.46	BLS Trauma	3	
744	18 Aug 21	81A	G17	5409 Shincke Rd NE	16:51	4.40	BLS Medical Alarm	3	
745	18 Aug 21	81G	I19	Carpenter @ 33rd Ln NE	20:32	6.03	BLS MVA	6	1
746	18 Aug 21	81G	I19	Carpenter @ 33rd Ln NE	21:05	N/A	BLS MVA	4	1
747	18 Aug 21	81G	I19	Carpenter @ 33rd Ln NE	21:17	7.51	BLS MVA	2	1
748	19 Aug 21	83A	G15	4806 Cushman Rd NE #129	02:04	7.20	BLSY Patient Assist	2	1
749	19 Aug 21	81E	I20	3404 Eagle Dr NE #B	06:24	6.38	ALS CPR	3	
750	20 Aug 21	83A	G15	4806 Cushman Rd NE #129	04:03	7.38	BLSY Fall	3	2
751	20 Aug 21	83A	I16	1426 33rd Ave NE	13:22	N/A	BLS Unk Med Prob	4	
752	20 Aug 21	83A	I16	1426 33rd Ave NE	23:00	11.19	BLS Fall	6	3
753	21 Aug 21	307	J17	2011 Meixner St NE	08:40	5.58	BLS Sick Person	3	4
754	21 Aug 21	81A	F17	6307 Shincke Rd NE	11:16	5.23	ALS Weakness	3	4
755	21 Aug 21	81E	I20	3121 Bonanza Ct NE	16:44	7.32	ALS Breathing Prob	3	4
756	21 Aug 21	81E	H20	6427 Condor Lp NE	18:42	7.30	BLS CVA	3	4
757	21 Aug 21	307	J17	2235 South Bay Rd NE	21:16	3.52	BLSY Injury	3	4
758	22 Aug 21	318	H22	Willamette @ Campus Glen Dr NE	14:55	4.01	Brush Fire	4	5
759	23 Aug 21	83G	D17	2400 Fishtrap Lp NE	19:37	6.53	Smoke Investigation	3	6
760	23 Aug 21	81A	I18	South Bay @ Chehalis Western Trail NE	20:01	2.08	Smoke Investigation	3	6
761	23 Aug 21	81K	F19	5803 63rd Ave NE	23:05	9.48	BLS Allergic Reaction	3	6
762	24 Aug 21	83E	E15	602 Bromley Ln NE	07:43	11.31	BLSY Patient Assist	3	
763	24 Aug 21	81H	I18	Sleater Kinney @ 36th Ave NE	13:47	4.45	ALS MVA	4	
764	24 Aug 21	83A	H15	307 41st Ave NE	15:38	N/A	BLS Assault	3	
765	24 Aug 21	83A	H15	1042 36th Ave NE	19:39	4.04	ALS Chest Pain	3	7
766	25 Aug 21	83E	E16	6631 Brinkwood St NE	02:34	14.30	BLS Unk Med Prob	3	7
767	26 Aug 21	82A	E19	5035 70th Ave NE	12:31	6.57	ALS Respiratory Prob	2	
768	26 Aug 21	81A	I17	3506 Shincke Rd NE	16:09	0.00	ALS Chest Pain	2	
769	26 Aug 21	83G	D16	2525 81st Ave NE	20:09	0.00	Smoke Investigation	1	9
770	27 Aug 21	83A	G15	4806 Cushman Rd NE #133	05:45	6.48	BLS Sick Person	5	9
771	27 Aug 21	81E	H20	6745 Condor Lp NE	15:09	13.37	BSL Weakness	4	
772	28 Aug 21	82A	C19	9301 Lohrer Ln NE	17:20	21.40	ALS Fall	2	
773	28 Aug 21	82A	C19	Johnson Point @ 92nd Ave NE	21:26	9.57	Burn Ban Violation	4	2
774	29 Aug 21	81A	I17	2839 28th Ln NE	06:20	5.37	BLS Fall	3	3
775	29 Aug 21	324	J23	9629 Amada Dr NE	11:26	6.47	Structure Fire (MA)	4	3
776	29 Aug 21	318	H22	46th @ Twisted Tree Ln NE	14:57	8.33	Brush Fire	4	3
777	29 Aug 21	81H	H18	South Bay @ Sleater Kinney Rd NE	15:56	2.27	BLS MVA	5	3
778	29 Aug 21	81G	I20	6111 33rd Ln NE	19:03	5.00	Brush Fire	6	3
779	29 Aug 21	83A	G15	4806 Cushman Rd NE #157	19:04	23.30	BLS Unk Med Prob	4	3
780	30 Aug 21	82A	E18	4516 68th Ave NE	13:29	10.50	BLS Sick Person	3	
781	31 Aug 21	83A	G15	4806 Cushman Rd NE #136	05:45	7.17	ALS Breathing Prob	3	4
782	31 Aug 21	81F	H19	Hawks Prairie @ Fox Hall Dr NE	18:41	5.41	BLS MVA	5	

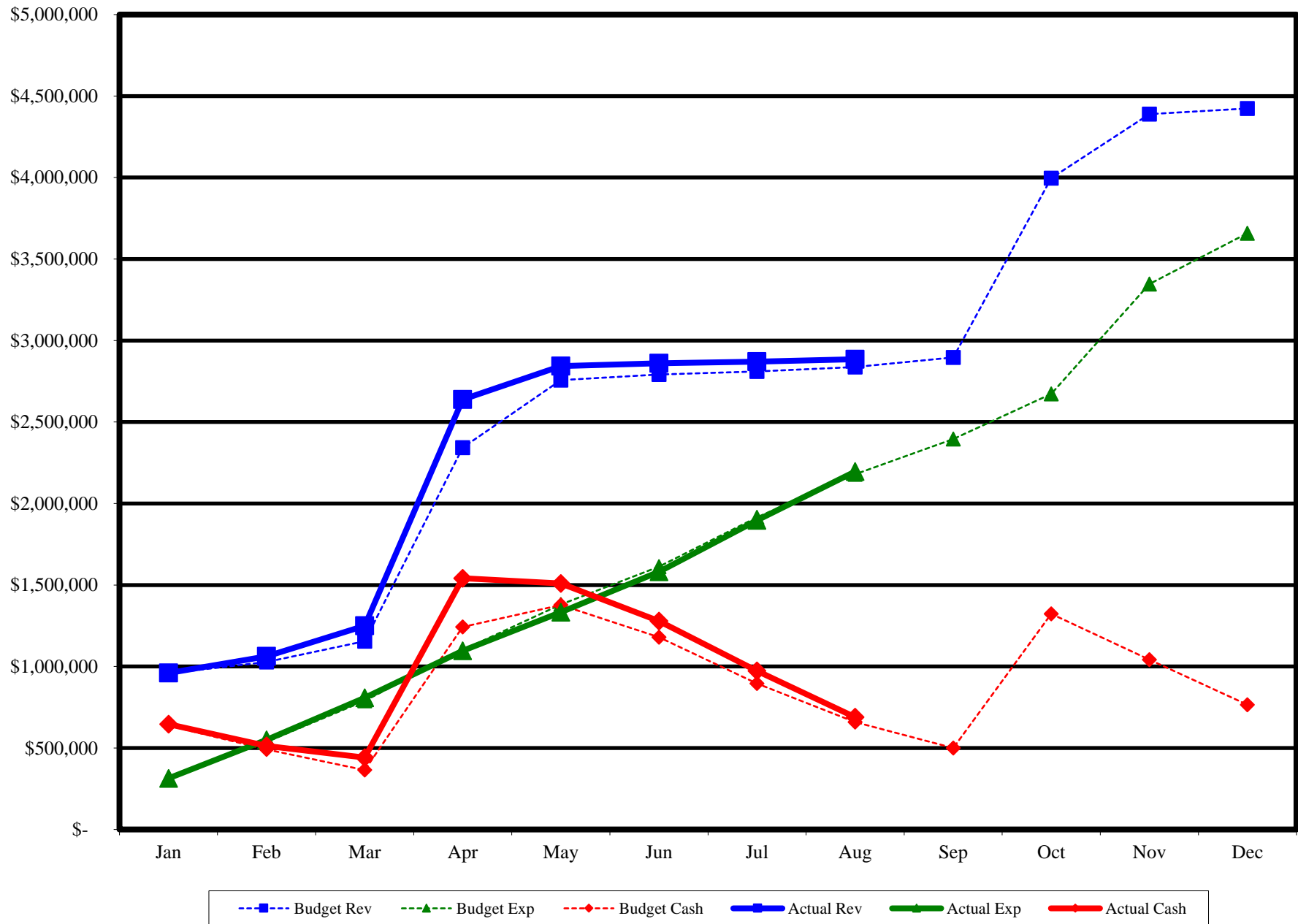
## MONTHLY REPORT APPENDIX 2: VOLUNTEER STAFFING ROSTER

NAME	RANK / STATUS	SHIFT/ DATE
Armstrong, Walker	OSP	
Bahr, Michaela	Resigned	8/13/2021
Bain, Tyler	FF/EMT	2
Barnett, Cody	FF	2
Bourque, Mitch	FF/EMT	4
Brandt, Robert	LoA	8/6/2021
Bushaw, Bladden M	FF/EMT	3
Carlton, Susan E	Admin Support	
Chapman, Cody R	FF/EMT	8
Clemens, Jonathan	EMSO	
Cochran, Ann	Admin Support	
Dicke, Ben	FF/AO	8
Dixon, Robert	FF	7
Dodge, David	Lieutenant	4
Estrada, Diana	LoA	2/10/2021
Fass, Bonnie	Admin Support	
Fitzgerald, Tara	FF/EMT	1
Freed, Richard	FF	9
Frost, Shane	Resigned	3/11/2021
Frymire, Nicholas	FF	6
Gettle, Eric James	FF/EMT	1
Gill, Patricia Ann	Admin Support	

NAME	RANK / STATUS	SHIFT/ DATE
Gormley, Robert	Lieutenant	9
Harn, Jakob	FF	8
Hayes, Dale	FF/EMT/AO	4
Henson, Ronald C	Admin Support	
Johnson, Jacob	Resigned	7/9/2021
Kraft, Bethany H	FF/EMT	6
Kramer, Gavin	FF	9
Kubiak, Cody	FF	1
Lacy, Ben	FF/EMT	2
LaDue, Chris	LT	2, 6
Langer, Emilie	recruit	
Lara, Leroy	Resigned	4/16/2021
Lee, Michael	Resigned	5/12/2021
Leyva, Travis	FF/EMT	7
Lindwall, Desiree	FF/EMT	5
Liukkonen, David	Resigned	7/25/2021
McCann, Dustin	FF/AO	4
McCosh, Devin	LoA	6/30/2021
Meyers, Raymond	recruit-hold	
Milligan, Nicholas	FF/EMT	3
Mize, Art	Chaplain	
Morgan, Jennifer	Resigned	8/12/2021

NAME	RANK / STATUS	SHIFT/ DATE
Perry, Andrew	EMT	7
Petersen, Lisa	Resigned	4/28/2021
Poole, James	FF/AO	6
Powell, Shelby	LoA	6/25/2021
Prine, Don	OSP	
Robinette, Les	LoA	9/18/2020
Rubadue, Brock	FF	4
Schneegas, Sean	FF	1
Sheller, Elliot	LoA	7/26/2021
Sherman, Jauni	Resigned	4/19/2021
Stenerson, Ian	FF/AO	3
Stewart, Christopher	FF/AO	4
Sullivan, Amber	FF/EMT	5
Tomal, Torrey	Recruit	
Toth, Terry	LoA	6/30/2021
Valdez, Christian	LoA	7/16/2021
Van Kirk, Nick	FF/EMT	3
Williams, Tom	LoA	11/3/2020
Wrinkle, Gregory	FF	9
Youngs, John	FF/EMT/AO	9
Zimmerman, Jacob	Resigned	2/2/2021
Zolman, Reagan	LoA	10/25/2020
Zopolis, James P	Admin Support	
Zvirzdys, Joshua	Resigned	7/30/2021

## APPENDIX 7 - 2021 BUDGET VS ACTUAL, CASH BALANCE



## APPENDIX 7A -- MONTHLY OPERATING EXPENDITURE VS BUDGET

