

# DISTRICT MONTHLY REPORT: JULY 2023



## ADMINISTRATIVE:

- At their regular meeting held on July 11<sup>th</sup>, the Board approved an update to District Policy 3-50 "Resident Responder Program".

## MASTER PLANNING: Monthly Status Report:

- 2023 Goal #1--District Staffing Plan: see **Appendix 1**.
- 2023 Goal #2--District Financial Plan: see **Appendix 2**.
- 2023 Goal #3--Member Position Descriptions: see **Appendix 3**.

## PUBLIC RELATIONS & COMMUNITY SERVICES:

District monthly WEBSITE contacts: page views: 798.

District Strategic Communications Plan scheduling: **Appendix 4**

- On July 3<sup>rd</sup>, the District participated in the annual Boston Harbor childrens' bicycle parade and fireworks.
- On July 4<sup>th</sup>, Commissioner Kilpatrick and Chief VanCamp participated in the Tumwater Independence Day parade with the District's pet engine 822.
- On July 10<sup>th</sup>, Commissioner Harper and Chief VanCamp attended a hearing on the Woodard Bay Natural Resources Conservation Area planning. The State Department of Natural Resources is planning to expand the size of the property through procurements of private lands. The meeting was held at North Olympia Station 8-3.
- At their regular meeting held on July 11<sup>th</sup>, the Board listened to a presentation by Firefighter McCosh on the history of the fire district as part of its 70<sup>th</sup> anniversary recognition.
- On July 13<sup>th</sup>, District members including retired Commissioner Gleckler, retired Firefighter Dicke and Chief VanCamp were interviewed by Joanna Hou of *The Olympian* about the history of Fire Districts 7 and 8.
- A joint District and North Thurston High School carwash was held on July 22<sup>nd</sup>; thank you to Chief LeMay and Firefighter Sullivan for coordinating this event.

**EMERGENCY RESPONSE:** Total of 711 calls to date in 2023; 603 for 2008-22 average; (see attached **Monthly Call Summary Report Appendix 5**);

- Type of responses for the month:

	Fire	ALS	BLS	Pub Sfty	False	Total
<b>2023 In FD8</b>	4	21	64	11	3	<b>103</b>
<b>2023 Total</b>	12	25	72	11	3	<b>123</b>
<b>2022 Total</b>	8	104 (Tot EMS)		9	2	<b>123</b>
<b>Average</b> <small>NOTE 1</small>	10	72 (Tot EMS)		13	3	<b>97</b>

- Average number of responders-per-incident for the month:

Total	Daytime	Night	Weekend
<b>3.4</b>	3.3	3.3	3.7

- Performance measures to *Target Levels of Service\** for the month/year:

Response Zone	EMS			Fire		
	Total	Meet	Pct	Total	Meet	Pct
Station 8-1	42	31	74%	1	1	100%
Station 8-2	21	2	10%	2	1	50%
Station 8-3	20	9	45%	1	0	0%

Average	EMS			Fire		
	Total	Meet	Pct	Total	Meet	Pct
Avg 2023 To Date	71.7	43/7	61%	2.9	2.1	75%
Avg 2022	72.4	42.5	59%	3.1	2.6	84%
Avg 08-22 <small>NOTE 2</small>	56.3	35.4	63%	3.4	2.5	73%

\*KEY: EMS targets: minimum 2 responders on scene within 8 minutes  
Fire targets: minimum 4 responders on scene within 10 minutes  
Does not include false alarms, service calls, mutual aid outside District.  
NOTE 1: Combination of pre-merger FD7 and FD8, for 2008-2022 (monthly average)  
NOTE 2: Combination of pre-merger FD7 and FD8, average for 2008-2022

- 4) BLS transports by FD8 for the month: 2.  
5) Delayed responses for the month:

FD8	Date	Sta	Time	R/T	Incident Type	Comments	Platoon
589	1 Jul 23	81L	11:21	13.00	BLS Sick Person	13 min travel time from Sta 8-1	A
592	2 Jul 23	82A	18:02	10.55	BLS Welfare Check	10-13 min travel time from Sta 8-1	C
595	3 Jul 23	82A	20:12	9.06	BLS Wrist Injury	8-10 min travel time from Sta 8-1	A
604	6 Jul 23	82A	07:49	9.30	BLS Breathing Prob	8-10 min travel time from Sta 8-1	B
606	6 Jul 23	82A	12:50	9.10	BLS Fall	8-10 min travel time from Sta 8-1	B
607	6 Jul 23	82A	22:36	9.34	BLS Seizure	9-10 min travel time from Sta 8-1	B
624	12 Jul 23	82A	21:47	9.13	BLS Breathing Prob	6-8 min travel time from Sta 8-1	A
629	14 Jul 23	83E	13:47	12.04	BLSY Patient Assist	12-14 min travel time from Sta 8-1; non-emergency response	A
631	14 Jul 23	83E	17:52	14.11	BLSY Patient Assist	12-14 min travel time from Sta 8-1; non-emergency response	A
636	15 Jul 23	83G	15:39	11.30	ALS Fall	First on-scene time not recorded by TCOMM	B
643	16 Jul 23	82A	22:17	10.56	BLSY Fall	8 min travel time from Sta 8-1; non-emergency response	C
648	17 Jul 23	82A	18:55	9.14	BLS Fall	12-14 min travel time from Sta 8-1; non-emergency response	B
649	17 Jul 23	82B	20:25	10.25	BLSY Unk Med Prob	10-11 min travel time from Sta 8-1; non-emergency response	B
650	17 Jul 23	82B	21:11	13.09	BLS Unk Med Prob	10-11 min travel time from Sta 8-1	B
654	18 Jul 23	83E	16:54	10.42	ALS Syncope	AU83 responded from Sta 8-1	C
658	20 Jul 23	81E	10:26	9.14	BLS Sick Person	Delay in gaining access to gated community, locating site	C
662	22 Jul 23	82C	19:04	10.41	BLS Unk Med Prob	10-13 min travel time from Sta 8-1	B
668	23 Jul 23	83E	19:33	11.06	BLS Mental Problem	Delay in obtaining correct location of incident	A
674	26 Jul 23	81E	01:31	9.37	BLS Fall	Delay in getting in service	C
678	26 Jul 23	83G	18:49	9.08	BLS Wrist Injury	9-10 min travel time from Sta 8-1	B
680	27 Jul 23	81L	03:29	13.42	BLS Illness	10-12 min travel time from Sta 8-1	B
681	27 Jul 23	83E	08:53	11.32	BLS Allergic Reaction	10-12 min travel time from Sta 8-1	C
691	28 Jul 23	81E	19:16	11.10	BLS Assist L/E	Staged by law enforcement	A
694	29 Jul 23	82A	12:28	11.35	Brush 1	10-12 min travel time from Sta 8-1	C
706	30 Jul 23	81E	21:22	17.08	BLS Assist L/E	Staged by law enforcement	A
707	31 Jul 23	82A	05:42	9.24	BLSY Patient Assist	8 min travel time from Sta 8-1; non-emergency response	A
709	31 Jul 23	82A	08:51	10.01	BLS Sick Person	8-10 min travel time from Sta 8-1	B
710	31 Jul 23	83E	15:50	11.30	BLS Fall	10-12 min travel time from Sta 8-1	B
711	31 Jul 23	81B	16:10	9.53	BLS Fall	Concurrent incident; E O4 responded	B

**IR&R STAFFING LEVELS:** Staffing levels for the month:

Staffing Targets by Position:		Station 8-1	Station 8-3	Note
Engine	Platoon A (Shifts 1, 3 & 8)	100%	45%	
	Platoon B (Shifts 2,4 & 6)	100%	85%	
	Platoon C (Shifts 5,7 & 9)	100%	50%	
Aid Unit	Platoon A (Shifts 1, 3 & 8)	5%	36%	B
	Platoon B (Shifts 2,4 & 6)	0%	0%	B
	Platoon C (Shifts 5,7 & 9)	0%	25%	B
	Battalion Chief on duty	76%		A
	Operations Support (Tenders)	98%		D
	Staffing at Station 8-2 (Johnson Point)	0 Shifts		E
Sub-total	Station 8-3 (North Olympia) Staffing for Month	81%		C
Total	District Wide Staffing for the Month:	90%		C

**Notes:**

- A) Does not include BC assigned as Company Officer if needed;
- B) Does not include cross-staffing from engine company if needed;
- C) Includes minimum target staffing of Aid Unit 83 at Station 8-3;
- D) Operations Support Program staff for on-call Tender response; and
- E) Supplemental staffing at Station 8-2 if available on shift (number of 24-hr shifts counted).

Volunteer Staffing: roster for the current month: see **Appendix 6.**

**PERSONNEL MANAGEMENT, SAFETY & TRAINING:**

- 1) 3<sup>rd</sup> Quarter fire training topics:
  - Wildland fire suppression (company officers)
  - Live-fire training
- 2) 3<sup>rd</sup> Quarter EMS & Medic-One OTEP:
  - ALS upgrades
  - Quarterly CPR training
  - Pediatric emergencies
  - Patient diffusion training
- 3) Leadership:
  - Battalion and company level officer training
- 4) Annual requirements:
  - Blood-borne pathogens
  - Driver's training
  - First-aid training & certification (firefighters)
  - Haz-mat operations
  - Hazard communications; employee right-to-know
  - Hearing protection
  - Heat & cold stress
  - Lead awareness training
  - Portable fire extinguishers
  - Respiratory protection equipment training & testing
  - Self-contained breathing apparatus fit testing
  - Technical rescue training
  - Asbestos awareness training
- 6) Other:
  - Facilities & Equipment Team (Chief, AC and F&E Staff), (July 5<sup>th</sup>);
  - All Officers Staff meeting (July 6<sup>th</sup>);
  - Training & Education Team (Chief, AC and Training Officer), (July 26<sup>th</sup>);
  - Health & Safety Team (Chief, AC, Health & Safety Officer), ();
  - District Community Outreach Team, ();
  - District Senior Management (Assistant Chief & Battalion Chiefs), (July 10<sup>th</sup>);
  - The South Bay Firefighters' Association (SBFFA) (no meeting);
  - Safety Committee (no meeting)

**PERSONNEL MANAGEMENT, RELATIONS:**

- 1) The monthly Labor Management Committee was held on July 19<sup>th</sup>.

**EQUIPMENT & FACILITIES:**

- 1) Apparatus & Equipment:
  - a. At their regular meeting held on July 11<sup>th</sup>, the Board approved changes to the District 2023 Capital Repairs & Replacements Program to reschedule to payment and delivery of a replacement brush-rescue apparatus (that had previously been budgeted for 2024).
  - b. On July 26<sup>th</sup>, Medic One demonstrated new automatic external defibrillator equipment to District staff; replacement equipment has been budgeted for 2023-2024.

- 2) Facilities:
  - a. On July 28<sup>th</sup>, Chiefs VanCamp and McBride met with Steve Hatton of HGP consulting engineers on the proposed fire protection upgrades at North Olympia Station 8-3.
- 3) Information Technology:
  - a. The third quarter meeting with Pacific Office Automation and Secretary Stumpf was held on July 18<sup>th</sup>.
  - b. 17 active work stations, 1 on-site server, with overall “health” at 88%.
  - c. 13 reactive and 6 proactive service orders for the month.
  - d. 32 users have multi-factor authentication enabled.

**FINANCIAL:** (see also Budget Reports provided by the District Secretary).

Cash Balance	Fund 6680 Operations	Note	Fund 6681 CR&R	Note	Fund 6683 Reserve	Note	Fund 6685 Cap Fac Proj	Note
<b>Beg. 1 Jan 23</b>	\$ 1,099,430		\$ 446,228		\$ 1,311,922		\$ 1,672,603	
<b>Current Balance</b>	\$ 1,547,009	1,3	\$ 291,447	1,3	\$ 1,324,546	1,3	\$ 934,194	1,3
<b>Budget End Bal</b>	\$ 492,727	2,4,5	\$ 457,352	2,4,5	\$ 1,638,893	2,5	\$ 221,474	2,4

**Notes:**

- 1: As of 1 August 2023.
- 2: Estimates based upon preliminary tax revenue calculations & fully accounted expensed for remaining budget year.
- 3: Interest rates for current period:  
 LGIP Pool: 1.74 %  
 TCIP Pool: 1.81 %.
- 4: Includes transfer of \$750,000 from Fund 6685 into Fund 6680 in February 2023.
- 5: Includes transfer of \$350,000 from Fund 6680 into Fund 6681 and \$320,000 from Fund 6680 into Fund 6683 in November 2023.

Operating Cash Flow: projected for the year: see **Appendix 7**.

Operating Expenditures vs Budget: **Appendix 7a**




# 2023 District Goal #1 Status Report

## July

**STATUS:**



On Track



Some Delay/Difficulty






Significant Impact

The District shall adopt and implement a 3-year staffing plan to provide sufficient IR&R staffing to deploy from 2 firestations to meet TLoS objectives.

Achievement of District-wide staffing goal for the month:

JAN	FEB	MAR	APR	MAY	JUN	JUL	AUG	SEP	OCT	NOV	DEC
89%	94%	93%	83%	81%	84%	90%					

- 1)  Complete negotiations with Union for renewal of CBA by December 2022. Complete.
- 2)  Adopt strategic IR&R staffing model by January 2023. Complete.
- 3)  Provide regular reports regarding achievement of staffing level and TLoS objectives. Ongoing monthly reporting on staffing levels (above) and TLoS (in *Monthly Report*).



# 2023 District Goal #2 Status Report

## July


**STATUS:**



On Track



Some Delay/Difficulty



Significant Impact

The District will adopt a 2023-2027 financial plan to provide funding for adequate staffing, operational support and capital assets commensurate with IR&R staffing plan (Goal #1).

- 1)  Provide 2023-2027 financial plan to Board for approval by February 2023. Complete.
- 2)  Based upon an interactive process using the *District Strategic Communications Plan* format, share information and receive input on adopted 2023-2027 financial plan starting in January 2023. Continued communications with stakeholders, primarily ad-hoc inquiries and social media messages.
- 3)  The Board will adopt a resolution to place on the 2023 election ballot a measure to provide additional funding to support the 2023-2027 financial plan. Complete.




# 2023 District Goal #3 Status Report

## July


**STATUS:**



**On Track**







**Some Delay/Difficulty**



**Significant Impact**

The District will update its position descriptions and position requirements to clarify competency requirements, encourage professional development and promote performance accountability.

- 1)  A team will convene to review and update the position descriptions for all positions and provide a recommendation to Chief VanCamp by March 2023. Complete.
- 2)  A team will convene to review and update the minimum requirements for competencies for all positions and provide a recommendation to Chief VanCamp by June 2023. Complete.
- 3)  A team will convene to review and update the *District Training & Education Master Plan* by December 2023. Chiefs LeMay and Clowes have begun training plan discussions and framework for Training & Education Mast Plan.
- 4)  Adopted changes to position descriptions and minimum competencies will be used to help in the professional development planning/accountability in 2024 (for 2023) PDP process (1<sup>st</sup> quarter 2024). Initial recommendations for minimum job requirements will form basis for further discussions in July and August.



# Appendix 4--Strategic Communications Plan

## Strategic Communications Plan – Calendar

	Status	June 2023	July 2023	August 2023
<b>Action(s)</b>	<p><b>Complete</b></p> <p><b>Complete</b></p> <p><b>Complete</b></p>	<ol style="list-style-type: none"> <li>1. Resolution for Primary Election (12 May)</li> <li>2. Develop education videos</li> <li>3. Distribute FAQs</li> <li>4. Open public meeting workshop</li> </ol>	<ol style="list-style-type: none"> <li>1. Distribute education videos</li> <li>2. Public events at Boston Harbor and Tumwater</li> </ol>	<ol style="list-style-type: none"> <li>1. Distribute education videos</li> <li>2. Social media contacts</li> </ol>
<b>Who</b>		<ol style="list-style-type: none"> <li>1. District Sec.</li> <li>2. Exec Team</li> </ol>	<ol style="list-style-type: none"> <li>1. Assistant Chief</li> <li>2. BoFC, Fire Chief</li> <li>3. IR&amp;R staff on-duty</li> </ol>	<ol style="list-style-type: none"> <li>1. IR&amp;R staff on-duty</li> <li>2. COT</li> </ol>
<b>How</b>		<ol style="list-style-type: none"> <li>1. Develop &amp; mail</li> <li>2. County elections and develop brochure</li> </ol>	<ol style="list-style-type: none"> <li>1. Open public meeting June 21<sup>st</sup></li> <li>2. Work with COT/Staff and SPSCC.</li> <li>3. Work with COT/Staff. Share internal and external.</li> </ol>	<ol style="list-style-type: none"> <li>1. Work with COT, Communicate with public, post on website.</li> </ol>



## APPENDIX 5- MONTHLY RESPONSE RECORD

Inc #	Date	Sta Zone	Grid	Location	Alarm Time	Resp Time	Type	Resp	Platoon #
589	1 Jul 23	81L	F21	8214 61st Ave NE	11:21	13.00	BLS Sick Person	3	A
590	1 Jul 23	81A	F18	3734 56th Ave NE	22:24	5.28	ALS Chest Pain	3	A
591	2 Jul 23	81A	H18	4210 Shincke Rd NE	09:50	3.14	Smoke Investigation	3	C
592	2 Jul 23	82A	B19	9931 Point View St NE	18:02	10.55	BLS Welfare Check	3	C
593	3 Jul 23	307	J17	2618 19th Ct NE	02:20	6.19	ALS Breathing Prob	3	C
594	3 Jul 23	83A	G16	5130 Boston Harbor Rd NE	19:38	2.17	Service Call	4	A
595	3 Jul 23	82A	D19	7813 Johnson Point Rd NE	20:12	9.06	BLS Wrist Injury	4	A
596	4 Jul 23	81A	I18	3705 34th Ln NE	15:18	2.48	BLS Diabetic	3	B
597	4 Jul 23	1B2	W16	1535 143rd Ave SE	15:19	N/A	Brush 1 (MA)	1	B
598	4 Jul 23	318	H22	4000 Campus Willows Lp NE	17:11	13.22	Brush 1 (MA)	3	B
599	4 Jul 23	81A	I17	3443 Lilly Rd NE	17:49	1.38	Fire Alarm Activation	4	B
600	4 Jul 23	94A	F13	62nd @ Cooper Point Rd NW	21:55	N/A	Fire 1 (Mutual Aid)	4	B
601	4 Jul 23	307	K17	839 Fenske Dr NE	22:21	6.13	Brush 2 (Mutual Aid)	4	B
602	5 Jul 23	81F	H19	4748 44th Ln NE	12:05	5.34	Smoke Investigation	6	A
603	5 Jul 23	O3E	K18	4141 Martin Way E	12:07	3.34	ALS CPR	1	A
604	6 Jul 23	82A	E18	7019 Kellogg Dr NE	07:49	9.30	BLS Breathing Prob	2	B
605	6 Jul 23	83D	I15	3309 Boston Harbor Rd NE	11:46	5.54	CO Alarm Activatioin	3	B
606	6 Jul 23	82A	E18	7019 Kellogg Dr NE	12:50	9.10	BLS Fall	2	B
607	6 Jul 23	82A	E19	7410 Granite Ln NE	22:36	9.34	BLS Seizure	4	B
608	7 Jul 23	81D	I17	3125 26th Ave NE	11:02	4.01	BLS Hip Injury	5	C
609	7 Jul 23	81E	H20	3525 Owl Ln NE	20:48	6.21	BLS Head Injury	4	C
610	7 Jul 23	83A	F16	6100 Woodard Bay Rd NE	23:43	6.53	BLS Welfare Check	6	C
611	8 Jul 23	82A	D19	7725 Hendershot St NE	09:21	9.45	BLS Sick Person	3	B
612	8 Jul 23	81H	H18	4532 36th Ave NE	12:26	4.36	ALS Breathing Prob	3	B
613	8 Jul 23	83A	I15	611 35th Ave NE	21:37	5.43	Smoke Investigation	3	B
614	8 Jul 23	83A	I15	611 35th Ave NE	23:01	5.50	Burn Ban Violation	3	B
615	9 Jul 23	81B	H17	4541 Lemon Rd NE	00:03	5.47	ALS Breathing Prob	3	B
616	9 Jul 23	81H	F18	5604 Sleater Kinney Rd NE	16:22	6.02	Electrical Fire	6	C
617	9 Jul 23	83A	G15	4806 Cushman Rd NE #157	17:55	8.12	BLS Dizziness	3	C
618	10 Jul 23	307	J17	2718 Lindell Rd NE	10:20	5.09	BLS Fall	2	A
619	11 Jul 23	81B	H17	3619 Shincke Rd NE	08:10	2.15	BLSY Fall	3	C
620	11 Jul 23	307	J16	2024 12th Ave NE	11:10	6.06	BLS Sick Person	3	C
621	11 Jul 23	82A	E18	7019 Kellogg Dr NE	11:53	8.24	ALS Unconciuous	7	C
622	12 Jul 23	81E	I20	7012 Tolmie Ct NE	11:58	7.31	ALS Sick Person	3	A
623	12 Jul 23	307	J17	3210 Lindell Rd NE	20:45	7.14	BLS Spider Bite	3	A
624	12 Jul 23	82A	F20	6104 53rd Ave NE	21:47	9.13	BLS Breathing Prob	3	A
625	13 Jul 23	82A	D19	5825 78th Ave NE	20:39	5.23	Fire Alarm Activation	2	B
626	13 Jul 23	81H	H18	3944 South Bay Rd NE	23:32	5.18	BLS Choking	2	B
627	14 Jul 23	307	J16	2539 Simon Ln NE	04:29	6.13	ALS Chest Pain	2	B
628	14 Jul 23	83A	G16	4743 Bellwood Dr NE	09:08	5.59	BLS Sick Person	3	A
629	14 Jul 23	83E	D16	8309 Zangle Rd NE	13:47	12.04	BLSY Patient Assist	3	A
630	14 Jul 23	81B	H17	3714 Lemon Rd NE	14:59	2.48	BLS Haz Mat Exposure	4	B
631	14 Jul 23	83E	D16	8309 Zangle Rd NE	17:52	14.11	BLSY Patient Assist	3	A
632	15 Jul 23	82A	C19	9140 Otis Beach St NE	01:23	12.04	ALS Rapid Heart Rate	4	A
633	15 Jul 23	94A	F13	6340 Murray Ct NW	12:57	N/A	Fire 1 (Mutual Aid)	1	B
634	15 Jul 23	81F	H19	4629 Foxhall Dr NE	12:33	6.03	ALS Fall	4	B
635	15 Jul 23	81A	I17	2835 27th Ln NE	14:49	4.23	BLS Weakness	4	B
636	15 Jul 23	83G	C17	8925 Libby Rd NE	15:39	11.30	ALS Fall	6	B
637	15 Jul 23	83A	H16	1544 38th Ln NE	17:13	6.53	ALS Rapid Heart Rate	2	B
638	15 Jul 23	81A	I17	3031 36th Ave NE	20:04	2.58	ALS Chest Pain	4	B
639	16 Jul 23	81K	G19	5519 Puget Rd NE	00:40	8.31	ALS Chest Pain	4	B
640	16 Jul 23	81A	I18	Chehalis Western @ South Bay Rd NE	07:53	2.53	ALS Unk Med Prob	8	C
641	16 Jul 23	81A	I18	Chehalis Western @ South Bay Rd NE	14:16	0.00	BLS Welfare Check	4	C
642	16 Jul 23	82A	E19	4800 68th Ave NE	18:44	8.38	Wires Down	4	C
643	16 Jul 23	82A	E18	4303 68th Ave NE	22:17	10.56	BLSY Fall	3	C
644	16 Jul 23	83E	E15	7212 Harriman Ln NE	22:56	8.48	BLS Syncope	3	C
645	17 Jul 23	81B	G17	5547 Lemon Rd NE	12:04	5.45	BLS Low BP	2	B

## APPENDIX 5- MONTHLY RESPONSE RECORD

Inc #	Date	Sta Zone	Grid	Location	Alarm Time	Resp Time	Type	Resp	Platoon #
646	17 Jul 23	83A	G16	4804 Boston Harbor Rd NE	17:31	3.00	BLS Diabetic	2	B
647	17 Jul 23	81A	I18	3630 34th Ln NE	18:29	2.55	BLS Allergic Reaction	3	B
648	17 Jul 23	82A	D19	8007 Baird Rd NE	18:55	9.14	BLS Fall	3	B
649	17 Jul 23	82B	E20	7324 Marvin Rd NE	20:25	10.25	BLSY Unk Med Prob	3	B
650	17 Jul 23	82B	E20	7324 Marvin Rd NE	21:11	13.09	BLS Unk Med Prob	5	B
651	18 Jul 23	307	J17	2725 26th Ave NE	01:27	5.33	BLS Abdominal Pain	3	B
652	18 Jul 23	83A	G16	5046 Boston Harbor Rd NE	10:15	6.57	ALS Chest Pain	2	C
653	18 Jul 23	81E	H20	6435 Hawks Prairie Rd NE	11:52	6.14	BLS High Temp	3	C
654	18 Jul 23	83E	D16	7600 Zangle Rd NE	16:54	10.42	ALS Syncope	3	C
655	18 Jul 23	83A	G16	1530 Merchantile Ln NE	16:56	7.21	BLS Fall	3	C
656	18 Jul 23	81E	H20	6435 Hawks Prairie Rd NE	19:22	6.50	BLS Unk Med Prob	4	C
657	19 Jul 23	82A	F18	6221 Swayne Rd NE	14:47	8.55	BLS Syncope	2	A
658	20 Jul 23	81E	G19	4922 Puget Rd NE #351	10:26	9.14	BLS Sick Person	2	C
659	20 Jul 23	81H	G18	5535 South Bay Terrace Dr NE	18:17	7.32	Service Call	3	C
660	21 Jul 23	81H	H18	4532 36th Ave NE	10:07	4.39	ALS Breathing Prob	3	A
661	22 Jul 23	81B	H17	3246 41st Ave NE	09:24	5.00	BLS Fall	3	B
662	22 Jul 23	82C	F21	7620 Sandy Point Rd NE	19:04	10.41	BLS Unk Med Prob	3	B
663	22 Jul 23	1A1	Z6	17506 Pendelton St SW	20:20	N/A	Fire 2 (Mutual Aid)	1	B
664	23 Jul 23	82A	E19	5539 72nd Ln NE	06:11	8.11	BLS Headache	3	A
665	23 Jul 23	307	K17	2828 8th Ave NE	08:05	5.45	BLSY Fall	3	A
666	23 Jul 23	81F	G19	5316 Johnson Point Rd NE	11:10	13.44	Service Call	3	A
667	23 Jul 23	81A	I18	3610 34th Ln NE	18:08	8.07	ALS Rapid Heart Rate	6	A
668	23 Jul 23	83E	E15	312 73rd Ave NE	19:33	11.06	BLS Mental Problem	2	A
669	23 Jul 23	81A	H18	3710 South Bay Rd NE	23:06	3.15	Burn Ban Violation	3	A
670	24 Jul 23	82A	F20	6104 63rd Ave NE	00:49	8.04	ALS Breathing Prob	3	A
671	25 Jul 23	21A	S31	Pierce County	05:01	N/A	Fire 1 (Mutual Aid)	1	B
672	25 Jul 23	81F	G19	4922 Puget Rd NE # 50	14:59	8.04	BLS Fall	6	C
673	25 Jul 23	81H	I19	3010 Jorgenson Rd NE	18:56	7.55	ALS Chest Pain	4	C
674	26 Jul 23	81E	H20	3625 Owl Ln NE	01:31	9.37	BLS Fall	4	C
675	26 Jul 23	81F	H19	5702 Arrow Ct NE	12:37	N/A	BLS Medical Alarm	4	B
676	26 Jul 23	81A	G18	4932 Shincke Rd NE	12:43	5.53	ALS Heart Problem	4	B
677	26 Jul 23	81D	I17	2610 South Bay Rd NE	15:13	3.25	BLS Sick Person	4	B
678	26 Jul 23	83G	D17	77th @ Libby Rd NE	18:49	9.08	BLS Wrist Injury	4	B
679	26 Jul 23	83A	G16	4932 Boston Harbor Rd NE	20:21	1.22	BLS Unk Med Prob	3	B
680	27 Jul 23	81L	G20	5539 St Charles Lp NE	03:29	13.42	BLS Illness	3	B
681	27 Jul 23	83E	E15	403 73rd Ave NE	08:53	11.32	BLS Allergic Reaction	3	C
682	27 Jul 23	81E	H19	5702 Arrow Ct NE	09:51	N/A	BLS Medical Alarm	3	C
683	27 Jul 23	81H	H18	3800 Sleater Kinney Rd NE #1	10:07	8.51	ALS Seizure	3	C
684	27 Jul 23	83A	G15	4806 Cushman Rd NE #130	16:17	8.29	BLS Abdominal Pain	3	C
685	27 Apr 23	307	K17	2828 8th Ave NE	20:46	10.24	BLS Welfare Check	3	C
686	27 Jul 23	307	K17	2828 8th Ave NE	20:51	N/A	BLS Welfare Check	2	C
687	28 Jul 23	83E	E15	524 73rd Way NE	10:37	10.17	Fire 1	5	A
688	28 Jul 23	81L	G20	5440 St Charles Lp NE	13:07	6.51	BLS Disoriented Person	3	A
689	28 Jul 23	82A	F18	6049 Swayne Rd NE	14:23	7.06	BLS Medical Alarm	3	A
690	28 Jul 23	83A	H15	4111 Gull Harbor Rd NE	16:15	2.49	BLS Medical Alarm	3	A
691	28 Jul 23	81E	H20	6813 Falcon Way NE	19:16	11.10	BLS Assist L/E	4	A
692	29 Jul 23	81F	H19	4820 Foxhall Dr NE	09:38	7.16	Fire Alarm Activation	3	C
693	29 Jul 23	82C	F20	5830 Puget Beach Rd NE	10:39	0.38	ALS Respiratory Prob	3	C
694	29 Jul 23	82A	B19	9703 Johnson Point Rd NE	12:28	11.35	Brush 1	12	C
695	29 Jul 23	81A	I17	3421 Kegley Meadows Ct NE	16:10	4.55	BLS Fall	3	C
696	29 Jul 23	83C	H17	4336 Libby Rd NE	17:16	6.01	BLS Syncope	3	C
697	29 Jul 23	82A	F19	5102 63rd Ave NE	18:36	7.21	Fire 1	10	C
698	29 Jul 23	81H	I19	2824 Jorgenson Rd NE	18:43	11.44	Smoke Investigation	1	C
699	29 Jul 23	81J	I16	1518 26th Ave NE	21:16	6.11	BLSY Patient Assist	4	C
700	29 Jul 23	81J	I16	1941 28th Ln NE	23:07	6.24	BLS CVA	4	C
701	30 Jul 23	307	K17	1037 Fenske Dr NE	11:16	4.52	ALS Chest Pain	3	A
702	30 Jul 23	81A	I17	3017 28th Ln NE	12:06	3.38	BLS Syncope	3	A

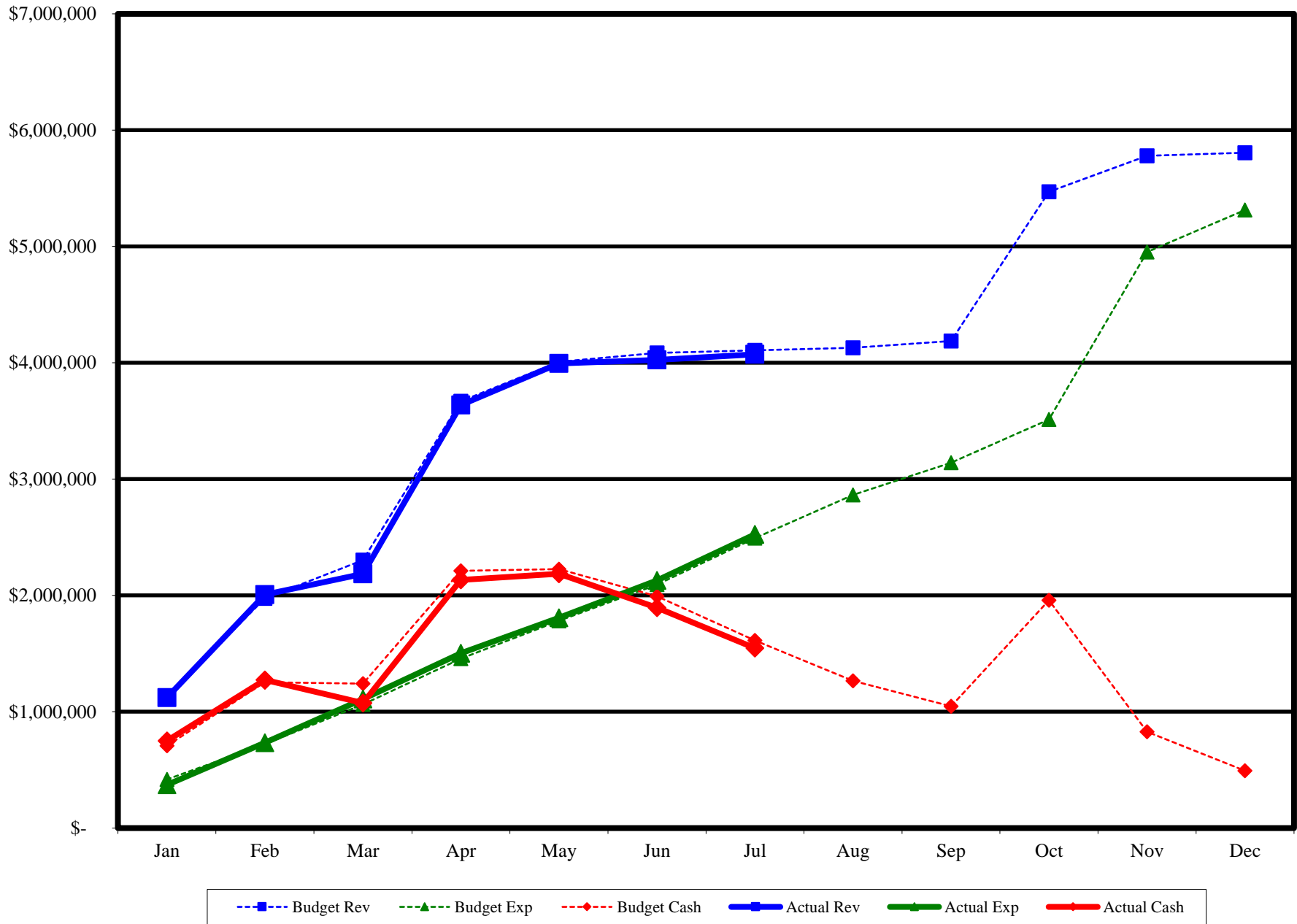
## APPENDIX 5- MONTHLY RESPONSE RECORD

Inc #	Date	Sta Zone	Grid	Location	Alarm Time	Resp Time	Type	Resp	Platoon #
703	30 Jul 23	307	J17	2835 18th Ave NE	13:24	4.33	BLS Abdominal Pain	4	A
704	30 Jul 23	1A11	Z8	8134 176th Ave SW	13:29	N/A	Fire 1 (Mutual Aid)	2	A
705	30 Jul 23	81D	I17	2610 South Bay Rd NE	13:59	2.06	BLSY Patient Assist	3	A
706	30 Jul 23	81E	I20	6936 32nd Ct NE	21:22	17.08	BLS Assist L/E	3	A
707	31 Jul 23	82A	E18	4305 68th Ave NE	05:42	9.24	BLSY Patient Assist	3	A
708	31 Jul 23	81B	G17	4737 Lemon Rd NE	06:26	5.10	BLS Medical Alarm	4	B
709	31 Jul 23	82A	E18	4305 68th Ave NE	08:51	10.01	BLS Sick Person	4	B
710	31 Jul 23	83E	E15	7111 Bayview Dr NE	15:50	11.30	BLS Fall	4	B
711	31 Jul 23	81B	H17	3619 Shincke Rd NE	16:10	9.53	BLS Fall	4	B

## APPENDIX 6 - VOLUNTEER STAFFING

NAME	RANK / STATUS	PLATOON / DATE	NAME	RANK / STATUS	PLATOON / DATE
Armstrong, Walker	OSP		Holsather, Ryan	Recruit	C
Barnes, Xavier	FF	A	Kalich, Jonas A	FF/EMT	C
Barthule, Tyler J	Administrative Support		Kerns, Colton N	FF	A
Beard, Colton	FF/EMT	C	Lacy, Ben	FF/EMT	B
Brabham, Bryce	FF/EMT	C	LaDue, Chris	Lieutenant	B
Brandt, Robert	FF/EMT	C	McCann, Dustin	FF/AO	B
Campbell, Noah	Recruit	A	McCosh, Devin	FF/EMT	A
Carlson, Jacob	LOA	3/1/2023	Mulligan, Tyler	FF/EMT	B
Carlton, Susan E	Administrative Support		Mullins, Brandon	Recruit	A
Caron, Judy	Administrative Support		Oswald, Riley	FF/EMT	A
Cavazos, Esmeralda M	FF	A	Perry, Andrew	LOA	6/9/2022
Clemens, Jonathan	EMSO		Poole, James	FF/AO	B
Clowes, Darrel	BC	B	Poppert, Kenneth	Recruit	B
Cochran, Ann	Administrative Support		Prine, Don	OSP	
Delos Santos, Rhomel M	FF	C	Reavis, Cody	FF	A
Dodge, David	Lieutenant	B	Sanchez, Chris	FF	A
Fass, Bonnie	Administrative Support		Sheller, Elliot	LOA	3/22/2023
Freed, Richard	FF/EMT	C	Stenerson, Ian	LOA	6/23/2022
Frymire, Sean	Recruit	B	Stewart, Christopher	FF/AO	B
Gill, Patricia Ann	Administrative Support		Sullivan, Amber	EMT	C
Gormley, Robert	Lieutenant	C	Valdez, Christian	FMLA	5/9/2023
Grimaldo, Zachary R	FF	C	Van Kirk, Nick	FF/EMT	A
Harn, Dylan	Recruit	A	Williams, Tom	OSP	
Harn, Jakob	FF	A	Youngs, John	FF/EMT/AO	C
Hayes, Dale	FF/EMT/AO	B	Zopolis, James P	Administrative Support	
Henson, Ronald C	Administrative Support				

## APPENDIX 7 - 2023 BUDGET VS ACTUAL, CASH BALANCE



### APPENDIX 7A -- MONTHLY OPERATING EXPENDITURE VS BUDGET

