

DISTRICT MONTHLY REPORT: OCTOBER 2021

ADMINISTRATIVE:

- 1) At their regular meeting held on October 12th, the Board approved a new policy 3-15 “Workers’ Disability Compensation”.
- 2) Also, during the same meeting, planning for the 2022 budget process was discussed in accordance with the pre-determined schedule.
- 3) On October 26th, the Board convened a special meeting to consider the 2022 annual budget.

MASTER PLANNING: Action Item Summary List:

- 2021 Goal #1--IR&R Staffing: see **Appendix 1.**
2021 Goal #2--Capital Repairs & Replacement: see **Appendix 2.**
2021 Goal #3--Training & Education Master Plan: see **Appendix 3.**
2021 Goal #4--Community Outreach Plan: see **Appendix 4.**

PUBLIC RELATIONS & COMMUNITY SERVICES:

District monthly WEBSITE contacts: page views: 1,211.

- 1) The South Bay Firefighters’ Association made their annual contribution to the Boston Harbor Elementary Schools’ Halloween party event with a major load of candy.....*watchout teachers!*
- 2) Chiefs VanCamp and LeMay continued to work with county-wide efforts to address the apparent shortage of BLS transportation for patients to the hospital. In addition, Providence St Peter Hospital is experiencing very full census often delaying admittance of patients to the emergency department. In October, the District provided BLS transport for 11 incidents (normally depending upon the private carriers).

EMERGENCY RESPONSE: Total of 989 calls to date; 831 for 2008-20 average; (see attached **Monthly Call Summary Report Appendix 5**);

- 1) **Type of responses** for the month:

	Fire	ALS	BLS	Pub Sfty	False	Total
2021 In FD8	2	17	41	10	1	71
2021 Total	6	20	59	10	4	99
2020 (Total)	6	81 (Tot EMS)		14	5	106
Average <small>NOTE 1</small>	6	62 (Tot EMS)		9	3	79

- 2) **Average number of responders-per-incident** for the month:

	Total	Daytime	Night	Weekend
2021	3.1	2.7	3.6	3.5
2020	3.8	3.3	4.8	3.8

- 3) **Performance measures to Target Levels of Service*** for the month/year:

Response Zone	EMS			Fire		
	Total	Meet	Pct	Total	Meet	Pct
Station 8-1	17	16	59%	1	1	100%
Station 8-2	10	1	10%	1	1	100%
Station 8-3	20	12	60%	0	0	0%

Average	EMS			Fire		
	Total	Meet	Pct	Total	Meet	Pct
Avg 2021 To Date	62.1	36.9	59%	2.7	2.6	96%
Avg 2020	59.8	37.3	62%	3.6	3.2	88%
Avg 08-20 ^{NOTE 2}	54.0	34.4	64%	3.5	2.4	70%

*KEY: EMS targets: minimum 2 responders on scene within 8 minutes
Fire targets: minimum 4 responders on scene within 10 minutes
Does not include false alarms, service calls, mutual aid outside District.
NOTE 1: Combination of pre-merger FD7 and FD8, for 2008-2020 (monthly average)
NOTE 2: Combination of pre-merger FD7 and FD8, average for 2008-2020

4) **Delayed responses for the month:**

FD8	Date	Sta	Time	R/T	Incident Type	Comments	Shift
900	1 Oct 21	81L	11:15	9.46	BLS Illness	8-10 min travel time from Sta 8-1	
902	3 Oct 21	83A	10:01	11.00	ALS Overdose	Difficulty access address (incorrect)	2
905	4 Oct 21	81A	12:19	13.17	BLS Sick Person	Delay in reporting out at scene	
908	5 Oct 21	82C	17:31	9.00	BLS Breathing Prob	8-10 min travel time from Sta 8-1	
916	7 Oct 21	81E	15:14	20.23	BLS Assist L/E	Staged by law enforcement	
928	11 Oct 21	83A	G15	9.55	BLS Fall	Sta 8-3 unstaffed, E-81 responded	
933	12 Oct 21	81L	23:41	11.48	BLSY Fall	10 min travel time from Sta 8-1; non-emergency	1
942	15 Oct 21	82A	00:57	24.31	BLS Headache	Arrival not recorded by TComm	4
947	16 Oct 21	83E	15:27	10.02	ALS Pregancy	Engine 83 out of position	6
952	17 Oct 21	83E	14:36	10.00	BLS High BP	Delay in reporting out at scene	7
973	25 Oct 21	82A	08:10	12.45	BLS Medical Alarm	10-15 min travel time from Sta 8-1	
975	25 Oct 21	81L	16:23	11.13	BLS Respiratory Prob	10-13 min travel time from Sta 8-1	
977	26 Oct 21	81E	23:43	10.15	BLS Fall	8 min travel time from Sta 8-1; non-emergency	6
978	26 Oct 21	83A	03:15	12.58	ALS Seizure	Arrival not recorded by TComm	6
984	28 Oct 21	83E	10:21	16.08	BLSY Patient Assist	9 min travel time from Sta 8-1; concurrent response	
985	28 Oct 21	81L	12:42	10.44	BLS Weakness	10 min travel time from Sta 8-1	
990	30 Oct 21	81E	05:35	9.53	BLS Breathing Prob	6-8 min travel time from Sta 8-1; shift change	1
992	30 Oct 21	82A	13:16	10.06	ALS Sick Person	10 min travel time from Sta 8-1	2
995	31 Oct 21	83G	11:51	11.51	ALS Sick Person	10-12 min travel time from Sta 8-1	3
996	31 Oct 21	82C	12:53	11.16	ALS Breathing Prob	Arrival not recorded by Tcomm	3

IR&R STAFFING LEVELS: Staffing levels for the month:

Staffing Targets by Position:		Station 8-1	Station 8-3	Note
Dayshift	Battalion Chief:	100%		A
	Engine/EMS Company:	100%	57%	B
	Station Staffed:	100%	57%	
Night & Weekend	Battalion Chief:	100%		
	Company Officer:	100%	37%	B
	Engine Company:	100%	37%	B,C
	EMS Company:	100%	51%	D
	Operations Support (Tenders)	61%		E
Total	Summary of Staffing Level for the Month:	100%	53%	D
Total	District Wide Staffing for the Month:	77%		

Notes:

- A) Includes weekday holidays when BC not staffed;
- B) Includes BC assigned as Company Officer if needed;
- C) May be cross-trained/certified staff (e.g. Firefighter-EMT);
- D) Includes minimum target staffing of Aid Unit 83 at Station 8-3; and
- E) Operations Support Program staff for on-call for Driver-Operator & Tender response.

Volunteer Staffing: status for the current month: see **Appendix 6.**

PERSONNEL MANAGEMENT, SAFETY & TRAINING:

- 1) 4th Quarter training topics:
 - Map testing;
 - SCBA donning and use;
 - Rope rescue;
 - Apparatus-operator pump calculations testing;
 - Vehicle tire chain installation; and
 - Extrication tool operation.
- 2) 3rd Quarter Medic-One OTEP:
 - OTEP for mass casualty incidents;
 - Infant CPR;
 - EMS review for trauma incidents;
- 3) Leadership:
 - Officer Development Program review;
 - Apparatus and facility work order process; and
 - Communications process for scheduled vendor and maintenance.
- 4) Annual requirements:
 - Bloodborne pathogens;
 - Driver's training;
 - First-aid training & certification (L&I requirement for firefighters);
 - Haz-mat Operations level training/re-certification;
 - Hazard communications "Right to Know";
 - Hearing protection;
 - Heat & cold stress prevention;
 - Lead awareness;
 - Portable fire extinguishers;
 - Respiratory equipment (PPE);
 - SCBA fit testing;
 - Asbestos awareness; and
 - Technical rescue skills.
- 5) Other:
 - The District Operations Team met on October 7th;
 - Janet Notarianni attended a Washington Fire Administrator's sponsored training on October 4th through 6th at Chelan.
 - There was a 98% completion rate on third quarter training (over 900 activities): a notable accomplishment!
 - Chief VanCamp attended a virtual IAFC conference on October 12th on working with law enforcement and intelligence community partners.
 - FF-EMT Chiatovich was appointed the new chair for the District Safety Committee, succeeding Lt Osborne who worked tirelessly to make the committee as efficient and effective as possible. Thanks Travis and congratulations Kyle!
 - On October 20-23 Commissioners Bivens and Kilpatrick and Chief VanCamp attended the annual Washington Fire Commissioners' Association conference in Tulalip.
 - Chief Hall announced that the annual flu shot program for members will be changed to each member obtaining their own vaccinations; the District will continue to reimburse members for out-of-pocket costs as in the past.

PERSONNEL MANAGEMENT, RELATIONS:

- 1) On October 6th, Chiefs VanCamp, LeMay and Secretary Stumpf met with Sean Blystone of Washington Department of Labor & Industries regarding workers' compensation rates, rules and options.
- 2) The current President of the South Bay Firefighters' Association, Cody Chapman, resigned during the month. Vice President Travis Leyva will step in for him. *Thank you Cody for your service during your term!*
- 3) At the regular meeting of the Board on October 12th, Chief LeMay provided a report on current volunteer staffing including recruitment and retention trends.
- 4) Chiefs VanCamp, LeMay and McBride interviewed five candidates for career Dayshift Firefighter-EMT on October 13th and 14th, Chief VanCamp will request Board approval to hire three of them during their November regular meeting.
- 5) During October 19th, interviews of prospective volunteer applicants were conducted.
- 6) The District's efforts to comply with the COVID-19 vaccination mandates came to completion by the October 18th deadline, with four members being accommodated with religious exemptions and all other members being vaccinated except those currently on leave of absence status.
- 7) Chief LeMay conducted a new monthly meeting with battalion chiefs on October 29th; this will be a regular meeting in addition to the monthly operations team (all officers) meeting.

EQUIPMENT & FACILITIES:

- 1) Apparatus & Equipment:
 - a. On October 21st, Chief LeMay reviewed a new fire software application called "Fireview"; the District is considering using this application.
- 2) Facilities:
 - a. HVAC contractor TCMS conducted preventative maintenance on District facilities on October 5th and 12th.

FINANCIAL: (see also Budget Reports provided by the District Secretary).

Cash Balance	Fund 6680 Operations	Note	Fund 6681 CR&R	Note	Fund 6683 Reserve	Note	Fund 6685 Cap Fac Proj	Note
Beg. 1 Jan 20	\$ 931,802		\$ 883,289		\$ 1,292,090		\$ 1,518,573	
Current Balance	\$ 1,429,589	1,3	\$ 834,778	1,3	\$ 1,298,652	1,3	\$ 2,402,857	1,3
Budget End Bal	\$ 765,300	2,3,4	\$ 1,090,000	2,3,4	\$ 1,313,000	2,3	\$ 1,540,000	2,3

Notes:

- 1: As of 1 November 2021.
- 2: Estimates based upon preliminary tax revenue calculations & fully accounted expensed for remaining budget year.
- 3: Interest rates for current period:
LGIP Pool: 1.74 %
TCIP Pool: 1.81 %.
- 4: Includes transfer of \$286,000 from Fund 6680 to Fund 6681 (November 2021).

Operating Cash Flow: projected for the year: see **Appendix 7.**

Operating Expenditures vs Budget: **Appendix 7a**



2021 District Goal #1 Status Report

October

STATUS:



Not Started



Started



In-Progress



Complete (Project)





Complete-Ongoing (Program)

The District shall achieve 98% District-wide minimum Incident Readiness & Response (IR&R) staffing levels, as identified in the *District Target Levels of Service (TLoS)*.

Achievement of District-wide staffing goal for the month:

JAN	FEB	MAR	APR	MAY	JUN	JUL	AUG	SEP	OCT	NOV	DEC
95%	96%	95%	94%	97%	92%	82%	73%	75%	77%		

- 1)  **Priority #1:** The Operations-Training & Safety Team, led by AC LeMay, shall ensure qualified staffing for a minimum of 2 Apparatus Driver-Operators (ADO) for each shift by December 2021.
 - Continued limitation for staffing at Station 8-3 (Boston Harbor) in September (see above) due to ADO and officer limitations.
 - Two new ADO certifications approved in October.

- 2)  The Operations-Training & Safety Team, led by AC LeMay, will develop a register for the Resident Responder Program, evaluate & select members (for a target level of 6) and implement shift staffing for Station 8-2 (Johnson Point) by January 2022. This objective will depend upon termination of SARS-COV2 / COVID-19 pandemic special precautions.
 - Recruitment process still on hold due to COVID-19 restrictions.



2021 District Goal #2 Status Report October

STATUS:



Not Started



Started



In-Progress







Complete (Project)



Complete-Ongoing (Program)

The District will review the Capital Repairs & Replacement (CR&R) Plan and Budget to the optimize apparatus and major equipment replacement schedule to better conform with recently adopted master plans.

- 1)  The Facilities & Equipment Team, led by Chief VanCamp, will review the Plan and provide recommendations for changes to Chief VanCamp by March 2021.
 - Complete.
- 2)  Chief VanCamp will provide a proposed amendment to the CR&R Plan and Budget to the Board by June 2021.
 - Complete.
- 3)  The Facilities & Equipment Team, led by Chief VanCamp, will ensure projects approved for 2021 be initiated and implemented as soon as possible based on each project's schedule.
 - Facilities projects delayed due to high cost and limited availability of construction resources; included in 2022 Budget Policy Recommendations document for Board approval (November).
- 4)  By August 2021, the Operations-Training & Safety Team, led by AC LeMay, will ensure all relevant District Driver-Operators will be qualified to operate the replacement Type 1 engine (currently scheduled for delivery in June 2021).
 - Delay in placing new vehicle into service because of shop scheduling delayed until November.



2021 District Goal #3 Status Report

October

STATUS:



Not Started



Started



In-Progress






Complete (Project)



Complete-Ongoing (Program)

The District will continue to implement the provisions of the IR&R District Training & Education program.

- 1)  **Priority #2:** The Operations-Training & Safety Team, led by AC LeMay, will develop and implement the initial phase of a comprehensive officer skills maintenance training program (in addition to the existing Officer Development Program) for all existing District officers by June 2021.
 - Complete.
- 2)  **Priority #3:** By September 2021, the Operations-Training & Safety Team, led by AC LeMay, will review the current volunteer recruitment, evaluation, selection, orientation and initial training process with respect to
 - a) Ability to meet IR&R staffing requirements;
 - b) Durability from diminishing applicant pools, increasing job performance requirements, need for supervision & mentoring and economic, social and health (e.g. pandemic) conditions; and
 - c) Incentives to increase retention.
 - Complete; continuing to monitor volunteer census with recent applications for leave of absence.
- 3)  The Operations-Training & Safety Team, led by AC LeMay, will evaluate the current District Officer Development Program, and provide a recommendation for any modifications to Chief VanCamp by December 2021.
 - A formal/expanded program is being developed to build upon the current ODP; one member currently enrolled.



2021 District Goal #4 Status Report

October

STATUS:



Not Started



Started



In-Progress



Complete (Project)



Complete-Ongoing (Program)

The District will reach out and inform its citizens and customers through an ongoing public communications program.

- 1)  The Executive Team will develop and communicate “subjective” messages focusing on “who we are” and “what our mission is” by March 2021.
 - Complete (ongoing).
- 2)  The Executive Team will develop and communicate “objective” messages focusing on direct and indirect impacts/benefits (“outcomes”) to citizens by June 2021.
 - Complete (ongoing).
- 3)  The Executive Team will develop and communicate “objective” messages focusing on District resources (people, capital assets, practices) and business efficiency/effectiveness (“inputs”) by September 2021.
 - Complete (ongoing).
- 4)  The Executive Team will develop and communicate “subjective” messages focusing on customer expectations and District strategic direction and overall “outcomes” by December 2021.
 - Goals and objectives for 2022 included in the draft 2022 Budget Policy Recommendations document to be forwarded to the Board for approval in November. Draft Goal #3 addresses stakeholder communications.

APPENDIX 5- MONTHLY RESPONSE RECORD

Inc #	Date	Sta Zone	Grid	Location	Alarm Time	Resp Time	Type	Resp	Shift #
899	1 Oct 21	83A	F16	2315 66th Ave NE	06:50	4.49	ALS Breathing Prob	3	
900	1 Oct 21	81L	G20	5507 St Charles Lp NE	11:15	9.46	BLS Illness	4	
901	2 Oct 21	81A	I17	2832 Dairy Ct NE	09:44	4.46	ALS Breathing Prob	4	1
902	3 Oct 21	83A	G16	5308 Heights Ln NE	10:01	11.00	ALS Overdose	3	2
903	3 Oct 21	82A	C19	Buttonwood @ Johnson Point Rd NE	13:08	11.41	Smoke Investigation	1	2
904	3 Oct 21	83G	E17	2640 Sleepy Creek Ln NE	18:24	8.34	Burn Ban Violation	4	2
905	4 Oct 21	81A	I17	2836 28th Ln NE	12:19	13.17	BLS Sick Person	2	
906	4 Oct 21	307	J17	18th @ South Bay Rd NE	17:08	3.54	BLS Unresponsive	3	
907	5 Oct 21	81L	G20	6633 Prairie Ridge Dr NE	05:56	11.45	Service Call	2	3
908	5 Oct 21	82C	E20	7318 Puget Beach Rd NE	17:31	9.00	BLS Breathing Prob	3	
909	6 Oct 21	307	K17	3104 10th Ave NE	10:00	5.20	BLS Syncope	4	
910	6 Oct 21	O1C	K15	518 Capitol Way South	13:46	3.33	Fire Alarm Activation	3	
911	6 Oct 21	O2A	K13	511 American St SW #M-102	13:45	3.57	Fire Alarm Activation	3	
912	6 Oct 21	307	J16	2415 26th Ave NE	18:58	4.17	BLSY Fall	3	5
913	7 Oct 21	81A	I18	3610 34th Ln NE	05:24	2.18	ALS Seizure	6	5
914	7 Oct 21	325	L18	1866 Circle Lp NE	05:26	N/A	BLS Hip Pain	2	5
915	7 Oct 21	82A	F18	6136 Maple Meadows Ln NE	14:31	8.49	BLS Fall	2	
916	7 Oct 21	81E	H20	3710 Eagle Dr NE	15:14	20.23	BLS Assist L/E	2	
917	8 Oct 21	83A	G15	4806 Cushman Rd NE #133	06:29	4.19	ALS Chest Pain	4	
918	8 Oct 21	307	J17	2618 19th Ct NE	06:38	12.03	BLS Medical Alarm	2	
919	8 Oct 21	83A	I15	312 35th Ave NE	08:35	6.11	BLS DoA	3	
920	8 Oct 21	83A	I15	847 36th Ave NE	12:39	0.00	Burn Ban Violation	2	
921	8 Oct 21	81L	F21	8134 61st Ave NE	16:27	7.06	Water Rescue	2	
922	9 Oct 21	82A	F19	5911 Johnson Point Rd NE	00:59	7.02	BLS MVA	6	7
923	9 Oct 21	81A	G17	4747 Shincke Rd NE	17:09	8.12	BLS Injury	4	8
924	9 Oct 21	307	J17	2235 South Bay Rd NE	20:26	4.18	BLS Dizziness	3	8
925	10 Oct 21	307	J17	2731 Lindell Rd NE	02:51	6.33	ALS Respiratory Prob	3	8
926	10 Oct 21	82A	E19	5634 73rd Ave NE	17:32	8.10	BLS Abdominal Pain	5	9
927	10 Oct 21	83G	E17	7048 Libby Rd NE	18:47	7.23	ALS Fall	6	9
928	11 Oct 21	83A	G15	4806 Cushman Rd NE #153	07:18	9.55	BLS Fall	2	
929	11 Oct 21	81A	I17	3425 Shincke Rd NE	10:53	2.08	BLS Sick Person	2	
930	11 Oct 21	83A	F16	5646 Heights Ln NE	12:07	N/A	BLS CVA	2	
931	11 Oct 21	307	J17	1524 South Bay Rd NE	16:59	8.05	BLS Assault	3	
932	11 Oct 21	82C	F20	6304 65th Way NE	19:21	7.13	Electrical Fire	5	1
933	12 Oct 21	81L	G20	5345 St Charles Dr NE	23:41	11.48	BLSY Fall	4	1
934	12 Oct 21	81A	I18	3340 Lilly Rd NE	08:56	2.19	BLS Abdominal Pain	2	
935	12 Oct 21	83A	G15	4805 Cushman Rd NE #50	11:50	4.19	BLS Trauma	2	
936	12 Oct 21	82A	E18	4301 68th Ave NE #D	13:28	8.21	BLS Headache	3	
937	13 Oct 21	81A	I17	3506 Shincke Rd NE	07:19	0.00	ALS Chest Pain	2	
938	13 Oct 21	81B	F17	5729 Lemon Rd NE	09:01	6.50	BLS Diabetic Prob	2	
939	13 Oct 21	307	J17	3039 Lindell Rd NE	14:56	6.52	BLSY Patient Assist	2	
940	14 Oct 21	81F	H19	3915 Foxhall Dr NE	10:45	5.11	BLA Allergic Reaction	2	
941	14 Oct 21	307	J16	2415 26th Ave NE	20:48	4.17	BLSY Fall	3	4
942	15 Oct 21	82A	E18	4301 68th Ave NE #D	00:57	24.31	BLS Headache	3	4
943	15 Oct 21	83A	H15	3838 Boston Harbor Rd NE	05:27	7.08	BLS Medical Alarm	4	4
944	15 Oct 21	318	H21	8025 Columbia Way NE	12:48	N/A	BLS Medical Alarm	2	
945	15 Oct 21	307	K17	1037 Fenske Dr NE	13L:34	5.19	ALS Fall	4	
946	16 Oct 21	307	J16	2415 26th Ave NE	00:52	5.04	BLSY Patient Assist	4	5
947	16 Oct 21	83E	E14	7201 Lighthouse Ln NE	15:27	10.02	ALS Pregnancy	4	6
948	16 Oct 21	307	J17	2731 Lindell Rd NE	18:30	4.25	ALS Breathing Prob	4	6
949	16 Oct 21	83A	G15	4806 Cushman Rd NE #115	23:40	5.42	BLSY Patient Assist	3	6
950	17 Oct 21	82C	F20	6823 60th Ct NE	07:44	8.13	BLS Abdominal Pain	3	7
951	17 Oct 21	307	J17	2731 Lindell Rd NE	08:22	3.40	BLSY Patient Assist	4	7
952	17 Oct 21	83E	E15	1001 73rd Ave NE	14:36	10.00	BLS High BP	2	7
953	18 Oct 21	64A	S17	2921 Waldrick Rd SE	08:57	N/A	Structure Fire (MA)	2	

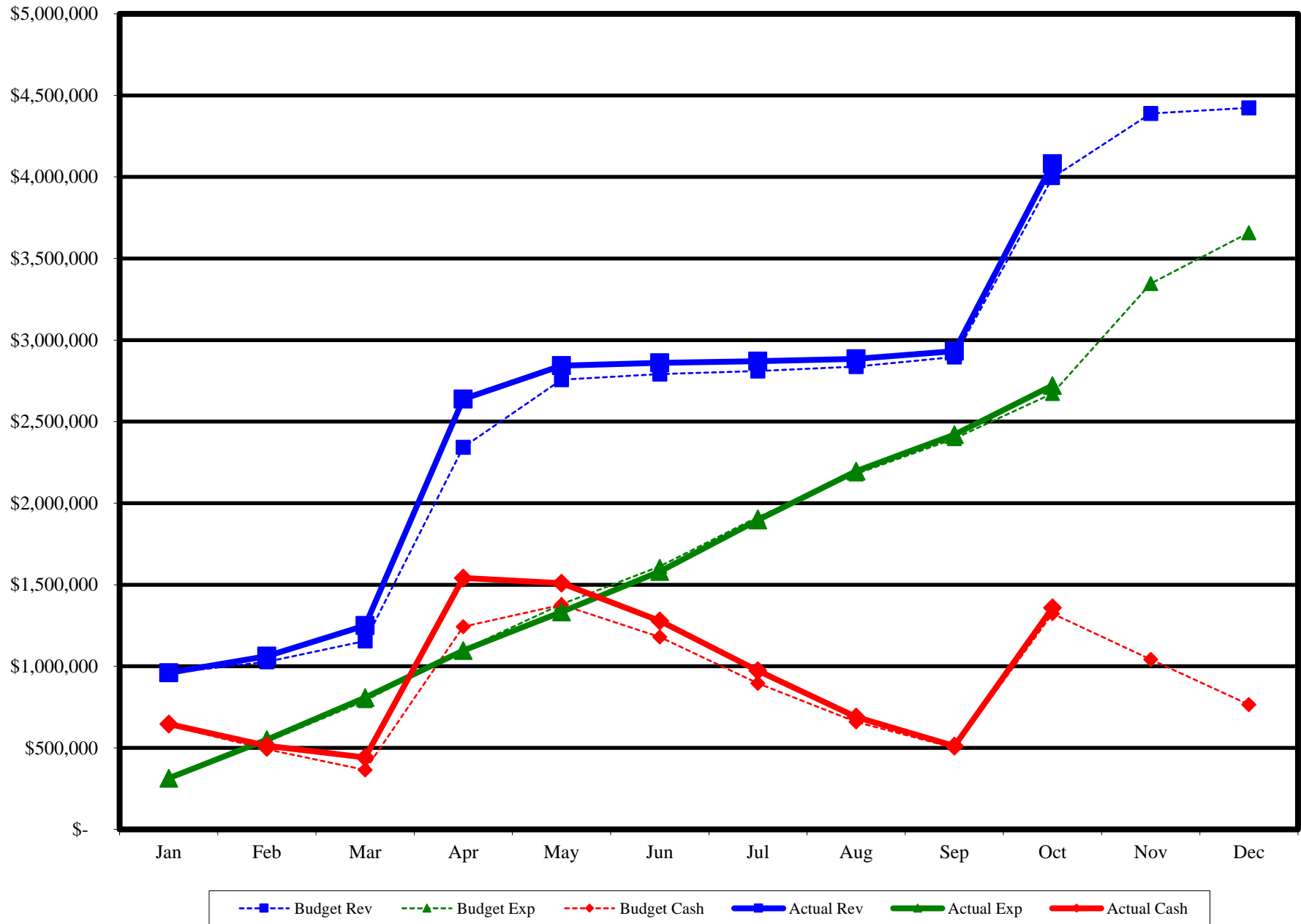
APPENDIX 5- MONTHLY RESPONSE RECORD

Inc #	Date	Sta Zone	Grid	Location	Alarm Time	Resp Time	Type	Resp	Shift #
954	18 Oct 21	307	J16	2206 20th Ave NE	10:00	6.47	Fire Alarm Activation	2	
955	20 Oct 21	81A	G18	5200 Shincke Rd NE	07:46	7.32	Service Call	2	
956	20 Oct 21	307	J17	3039 Lindell Rd NE	10:30	6.55	BLSY Patient Assist	2	
957	20 Oct 21	307	J17	3039 Lindell Rd NE	17:26	7.04	BLS DoA	3	
958	21 Oct 21	81B	H17	Lemon @ 41st Ave NE	06:37	5.31	BLS MVA	4	
959	21 Oct 21	81H	I18	3505 Sleater Kinney Rd NE	10:15	3.37	ALS Seizure	3	
960	21 Oct 21	307	K17	2828 8th Ave NE	14:32	6.36	BLS Sick Person	4	
961	21 Oct 21	81E	H19	5420 Hawks Prairie Rd NE	16:46	8.01	BLS MVA	5	
962	22 Oct 21	82C	F20	Puget Beach @ 63rd Ave NE	06:03	10.21	Service Call	2	
963	22 Oct 21	O3E	K15	802 4th Ave East	17:41	N/A	Structure Fire (MA)	2	
964	22 Oct 21	307	J16	1840 Sullivan St NE	18:52	6.21	BLS Fall	4	3
965	22 Oct 21	83A	I16	1301 33rd Ave NE	21:01	7.26	BLS Fall	4	3
966	23 Oct 21	83A	G15	4806 Cushman Rd NE #133	09:28	8.26	ALS Breathing Prob	4	4
967	23 Oct 21	92A	I12	3138 Overhulse Rd NW #M-115	17:13	N/A	Structure Fire (MA)	2	4
968	24 Oct 21	83A	H15	Boston Harbor @ Gull Harbor Rd NE	16:10	7.22	Smoke Investigation	3	5
969	24 Oct 21	83A	F16	6303 Libby Rd NE	17:04	7.18	BLS Dizziness	3	5
970	24 Oct 21	82A	C19	5900 88th Ave NE	17:24	14.38	Wires Down	1	5
971	24 Oct 21	81H	H18	3840 Sleater Kinney Rd NE	21:31	4.20	Structure Fire	7	5
972	25 Oct 21	81F	G19	5422 46th Ct NE	04:33	8.50	BLS Fall	3	5
973	25 Oct 21	82A	C20	6101 88th Ave NE	08:10	12.45	BLS Medical Alarm	3	
974	25 Oct 21	81A	I17	3132 33rd Ln NE	13:09	3.17	BLS Sick Person	2	
975	25 Oct 21	81L	F21	7730 61st Ave NE	16:23	11.13	BLS Respiratory Prob	2	
976	25 Oct 21	83A	I16	1301 33rd Ave NE	20:57	4.58	ALS Unk Med Prob	3	6
977	26 Oct 21	81E	H20	3717 Owl Ln NE	23:43	10.15	BLS Fall	3	6
978	26 Oct 21	83A	G16	5308 Highlands Ln NE	03:15	12.58	ALS Seizure	3	6
979	26 Oct 21	83A	I16	1301 33rd Ave NE	16:38	7.37	BLS Sick Person	3	
980	26 Oct 21	81H	G18	4123 54th Ave NE	18:13	4.13	Smoke Investigation	5	7
981	27 Oct 21	81D	I16	2241 27th Ct NE	07:40	6.31	BLS CVA	3	
982	27 Oct 21	81K	G19	5219 Puget Rd NE #A	13:29	6.48	ALS Respiratory Prob	3	
983	28 Oct 21	81L	G20	7218 47th Ave NE	10:10	7.39	ALS Respiratory Prob	7	
984	28 Oct 21	83E	E15	602 Bromley Ln NE	10:21	16.08	BLSY Patient Assist	4	
985	28 Oct 21	81L	G20	5539 St Charles Lp NE	12:42	10.44	BLS Weakness	2	
986	28 Oct 21	81E	I20	3409 Eagle Dr NE	13:32	5.16	BLS CVA	3	
987	28 Oct 21	323	K21	7640 3rd Way SE #1	15:11	N/A	Structure Fire (MA)	2	
988	28 Oct 21	319	I20	6950 Birdseye Ave NE #430	15:20	1.55	BLS Dizziness	2	
989	29 Oct 21	81H	I18	2835 Sleater Kinney Rd NE	10:56	5.52	BLS Syncope	3	
990	30 Oct 21	81E	H20	6843 Condor Lp NE	05:35	9.53	BLS Breathing Prob	3	1
991	30 Oct 21	307	J17	2235 South Bay Rd NE	09:14	4.01	BLS Diabetic Prob	2	2
992	30 Oct 21	82A	D19	5903 78th Ave NE	13:16	10.06	ALS Sick Person	3	2
993	30 Oct 21	81F	G19	5316 Johnson Point Rd NE	19:17	6.23	BLSY Patient Assist	2	2
994	31 Oct 21	83A	H15	4307 Boston Harbor Rd NE	09:03	7.51	BLS Trauma	4	3
995	31 Oct 21	83G	C17	3318 Fishtrap Lp NE	11:51	11.51	ALS Sick Person	4	3
996	31 Oct 21	82C	F20	5826 Puget Beach Rd NE	12:53	11.16	ALS Breathing Prob	5	3
997	31 Oct 21	73D	I15	3317 Boston Harbor Rd NE	18:58	6.09	Fire Alarm Activation	3	3

MONTHLY REPORT APPENDIX 2: VOLUNTEER STAFFING ROSTER

NAME	RANK/ STATUS	SHIFT/DATE	NAME	RANK/ STATUS	SHIFT/DATE	NAME	RANK/ STATUS	SHIFT/DATE
Armstrong, Walker	OSP		Frymire, Nicholas	FF	6	Mize, Art	Chaplain	
Bahr, Michaela	Resigned	8/13/2021	Gettle, Eric James	FF/EMT	1	Morgan, Jennifer	Resigned	8/12/2021
Bain, Tyler	LoA	9/1/2021	Gill, Patricia Ann	Admin		Perry, Andrew	EMT	7
Barnett, Cody	FF	2	Gormley, Robert	Lieutenant	9	Petersen, Lisa	Resigned	4/28/2021
Bonser, William A	FF/EMT/AO	D	Harn, Jakob	FF	8	Poole, James	FF/AO	6
Bourque, Mitch	LoA	10/18/2021	Hayes, Dale	FF/EMT/AO	4	Powell, Shelby	LoA	6/25/2021
Brandt, Robert	LoA	8/6/2021	Henson, Ronald C	Admin		Prine, Don	OSP	
Bushaw, Bladden M	FF/EMT	3	Johnson, Jacob	Resigned	7/9/2021	Rubadue, Brock	FF	4
Carlton, Susan E	Admin		Kraft, Bethany H	LoA	10/12/2021	Schneegas, Sean	FF	1
Chapman, Cody R	LoA	10/4/2021	Kramer, Gavin	FF	9	Sheller, Elliot	FF/EMT	2
Chiatovich, Kyle	FF/EMT/AO	5, 7 & 9	Kubiak, Cody	Resigned	9/24/2021	Sherman, Jauni	Resigned	4/19/2021
Choate, Allie	FF/EMT/AO	1, 3, 8	Lacy, Ben	FF/EMT	2	Stenerson, Ian	FF/AO	3
Clemens, Jonathan	EMSO		LaDue, Chris	LT	2, 6	Stewart, Christopher	FF/AO	4
Cochran, Ann	Admin		Langer, Emilie	recruit		Sullivan, Amber	FF/EMT	5
Dicke, Ben	FF/AO	8	Lara, Leroy	Resigned	4/16/2021	Tomal, Torrey	Recruit	
Dixon, Robert	FF	7	Lee, Michael	Resigned	5/12/2021	Toth, Terry	LoA	6/30/2021
Dodge, David	Lieutenant	4	Leyva, Travis	FF/EMT	7	Valdez, Christian	FF	6
Estrada, Diana	Resigned	9/30/2021	Lindwall, Desiree	LoA	9/18/2021	Van Kirk, Nick	FF/EMT	3
Fass, Bonnie	Admin		Liukkonen, David	Resigned	7/25/2021	Wrinkle, Gregory	LoA	9/18/2021
Fitzgerald, Tara	LoA	10/1/2021	McCann, Dustin	FF/AO	2	Youngs, John	FF/EMT/AO	9
Freed, Richard	FF	9	McCosh, Devin	FF/EMT	4	Zimmerman, Jacob	Resigned	2/2/2021
Frost, Shane	Resigned	3/11/2021	Milligan, Nicholas	FF/EMT	3	Zopolis, James P	Admin	
						Zvirzdys, Joshua	Resigned	7/30/2021

APPENDIX 7 - 2021 BUDGET VS ACTUAL, CASH BALANCE



APPENDIX 7A -- MONTHLY OPERATING EXPENDITURE VS BUDGET

