

# DISTRICT MONTHLY REPORT: FEBRUARY 2022

## ADMINISTRATIVE:

- 1) At their February 8<sup>th</sup> regular meeting, the Board approved the 2022 conference schedule for staff and Board members.

## MASTER PLANNING: Action Item Summary List:

2022 Goal #1--Staffing Plan/Model: see **Appendix 1.**

2022 Goal #2--Collective Bargaining Agreement: see **Appendix 2.**

2022 Goal #3--District Financial Plan: see **Appendix 3.**

## PUBLIC RELATIONS & COMMUNITY SERVICES:

District monthly WEBSITE contacts: page views: 2,922.

- 1) Thurston County Medic One training staff conducted a training session at Station 8-3 on February 10<sup>th</sup> and 17<sup>th</sup>.
- 2) On February 22<sup>nd</sup>, Chiefs LeMay and Hall met with representatives from Thurston County Public Health regarding potential programs to assist in their efforts for the COVID-19 pandemic. A quantity of self-testing kits was provided for distribution by the District.
- 3) On February 23<sup>rd</sup>, Commissioner Harper and Chiefs VanCamp and LeMay attended the Boston Harbor Association meeting at the Gull Harbor Lutheran Church; a short presentation was provided to attendees.
- 4) On February 28<sup>th</sup>, Chiefs VanCamp and LeMay, Secretary Stumpf met with Liz Loomis regarding implementation of a community communications program planning effort; the meeting focused on current District conditions and efforts. A follow-up meeting will be scheduled in March. This is in support of the Districts' Goal #3.

**EMERGENCY RESPONSE:** Total of 215 calls to date in 2022; 167 for 2008-21 average; (see attached **Monthly Call Summary Report Appendix 5**);

- 1) **Type of responses** for the month:

	Fire	ALS	BLS	Pub Sfty	False	Total
2022 In FD8	4	17	46	5	0	<b>72</b>
2022 Total	13	21	58	5	0	<b>97</b>
2021 (Total)	6	67 (Tot EMS)		6	5	<b>84</b>
Average <sup>NOTE 1</sup>	5	61 (Tot EMS)		9	3	<b>78</b>

- 1a) Number of BLS transports provided: 3

- 2) **Average number of responders**-per-incident for the month:

Total	Daytime	Night	Weekend
<b>3.6</b>	3.2	3.6	3.9

- 3) **Performance measures** to *Target Levels of Service\** for the month/year:

Response Zone	EMS			Fire		
	Total	Meet	Pct	Total	Meet	Pct
Station 8-1	35	24	69%	1	1	100%
Station 8-2	14	2	14%	0	0	0%
Station 8-3	12	7	58%	3	3	100%

Average	EMS			Fire		
	Total	Meet	Pct	Total	Meet	Pct
Avg 2022 To Date	68.0	36.9	58%	3.0	2.5	83%
Avg 2021	64.5	38.4	60%	2.3	2.3	97%
Avg 08-21 <sup>NOTE 2</sup>	55.1	34.9	63%	3.4	2.5	73%

\*KEY: EMS targets: minimum 2 responders on scene within 8 minutes  
Fire targets: minimum 4 responders on scene within 10 minutes  
Does not include false alarms, service calls, mutual aid outside District.  
NOTE 1: Combination of pre-merger FD7 and FD8, for 2008-2021 (monthly average)  
NOTE 2: Combination of pre-merger FD7 and FD8, average for 2008-2021

#### 4) Delayed responses for the month:

FD8	Date	Sta	Time	R/T	Incident Type	Comments	Platoon
126	4 Feb 22	82C	07:30	10.31	ALS Chest Pain	10-12 min travel time from Sta 8-1	C
128	4 Feb 22	82C	11:17	10.39	BLS Fall	10-12 min travel time from Sta 8-1	C
143	8 Feb 22	82C	10:58	9.45	BLS Weakness	9-13 min travel time from Sta 8-1	B
144	8 Feb 22	81L	20:34	11.11	BLS Abdom Pain	11 min travel time from Sta 8-1	B
147	9 Feb 22	83A	11:46	11.23	BLS Lethargic Pt	9-11 min travel time from Sta 8-1	C
151	9 Feb 22	83E	16:12	13.39	BLS Medical Alarm	11-15 min travel time from Sta 8-1; non-emergency	C
167	12 Feb 22	82A	17:58	12.30	BLSY Patient Assist	12 min travel time from Sta 8-1; non-emergency	A
174	13 Feb 22	82A	18:47	19.00	BLSY Patient Assist	12 min travel time from Sta 8-1; non-emergency	C
177	14 Feb 22	82A	13:46	11.59	BLSY Patient Assist	11 min travel time from Sta 8-1	A
179	15 Feb 22	83E	06:44	10.12	ALS Sick Person	Initial arrival not recorded by TCOMM	B
189	18 Feb 22	82A	17:41	12.46	BLS Medical Alarm	11-13 min travel time from Sta 8-1	C
190	18 Feb 22	81C	18:32	13.27	BLS Back Pain	Delay in response due to concurrent response	C
195	21 Feb 22	82A	14:38	13.13	BLSY Patient Assist	11-13 min travel time from Sta 8-1; non-emergency response	A
199	23 Feb 22	81G	02:54	11.56	BLS Illness	Address signage deficiency, difficulty in locating scene	C
201	23 Feb 22	81L	20:18	11.15	BLSY Fall	10 min travel time from Sta 8-1; non-emergency	A
210	25 Feb 22	81L	14:05	9.42	ALS Fall	10 min travel time from Sta 8-1	A
212	25 Feb 22	82B	17:02	11.43	BLS Fall	9-14 min travel time from Sta 8-1	A
213	26 Feb 22	81C	05:02	12.43	ALS Chest Pain	Initial arrival not recorded by TCOMM	A
215	27 Feb 22	81E	04:22	9.52	BLS Dizziness	8-10 min travel time from Sta 8-1	B
216	27 Feb 22	82A	10:44	13.25	ALS Breathing Problem	11-14 min travel time from Sta 8-1	C

#### IR&R STAFFING LEVELS: Staffing levels for the month:

Staffing Targets by Position:		Station 8-1	Station 8-3	Note
Engine	Platoon A (Shifts 1, 3 & 8)	100%	60%	
	Platoon B (Shifts 2,4 & 6)	100%	55%	
	Platoon C (Shifts 5,7 & 9)	100%	11%	
Aid Unit	Platoon A (Shifts 1, 3 & 8)	0%	11%	B
	Platoon B (Shifts 2,4 & 6)	0%	15%	B
	Platoon C (Shifts 5,7 & 9)	6%	61%	B
	Battalion Chief on duty	93%		A
	Operations Support (Tenders)	78%		D
<b>Sub-total</b>	<b>Station 8-3 (North Olympia) Staffing for Month</b>	<b>79%</b>		<b>C</b>
<b>Total</b>	<b>District Wide Staffing for the Month:</b>	<b>90%</b>		<b>C</b>

#### Notes:

- A) Does not include BC assigned as Company Officer if needed;
- B) Does not include cross-staffing from engine company if needed;
- C) Includes minimum target staffing of Aid Unit 83 at Station 8-3; and
- D) Operations Support Program staff for on-call Tender response.

**Volunteer Staffing:** roster for the current month: see **Appendix 6.**

### **PERSONNEL MANAGEMENT, SAFETY & TRAINING:**

- 1) **1<sup>st</sup> Quarter training topics:**
  - District mapping testing
  - Ground ladders
  - Vehicle extrication
  - Driving Modules 1 and 2
- 2) **1<sup>st</sup> Quarter EMS & Medic-One OTEP:**
  - ALS upgrades
  - Adult CPR
- 3) **Leadership:**
  - Officer development (competency training)
  - “Blue Card” & incident command (competency training)
  - Public education & prevention (competency training)
  - Bloodborne pathogens
- 4) **Annual requirements:**
  - Driver’s training
  - First-aid training & certification
  - Hazardous Materials operations
  - Hazard Communications and Right-to-Know
  - Hearing protection
  - Heat & cold stress
  - Asbestos awareness
  - Lead awareness
  - Portable fire extinguisher training
  - Respiratory protection equipment knowledge testing
  - Self-Contained Breathing Apparatus fit testing
  - Technical rescue training
- 5) **Other:**
  - The District Operations Team met on February 3<sup>rd</sup>
  - The three new probationary career Firefighter-EMTs are undergoing apparatus driver-operator and EMS training

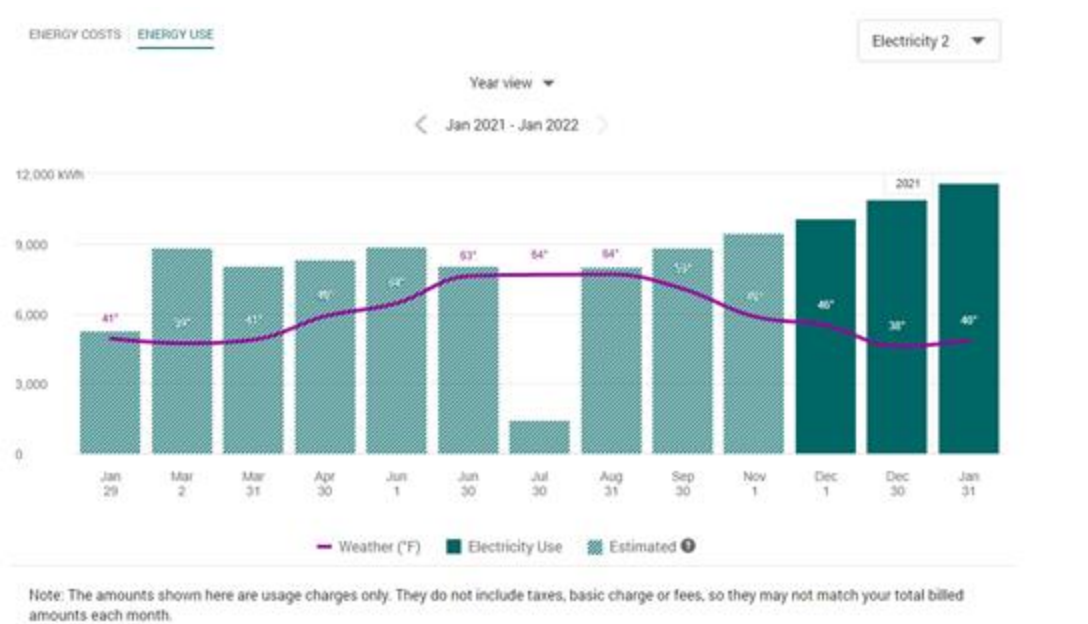
### **PERSONNEL MANAGEMENT, RELATIONS:**

- 1) Chief Hall, as the District Health & Safety Officer, continued to coordinate committee work on a proposed member physical examination (initial and routine) program to meet current industry recommended practices. A report to Chief VanCamp is expected before the end of the year.
- 2) An after-action report was hosted by the Olympia FD on February 3<sup>rd</sup> for the large structure fire downtown on December 15<sup>th</sup>, 2021. The District was one of many response agencies on the fire and included in the debrief.
- 3) The February 20<sup>th</sup> *Sunday Olympian* featured an article on the District’s three new career Firefighter-EMTs, Kristian Baldwin, Eric Gettle and Bryce Gibler.

### **EQUIPMENT & FACILITIES:**

- 1) **Apparatus & Equipment:**
  - a. Staff have been experiencing some problems with the computer software used for apparatus daily inspections; corrections for this problem are ongoing.
  - b. The air compressor for the District’s SCBA filling station at Station 8-1 required repairs during the month.
  - c. Pacific Office Automation, the contractor maintaining the District’s IT assets, worked with Chief LeMay to complete the audio-visual system in the large meeting room at Station 8-1 on February 4<sup>th</sup>.

- d. Chief McBride presented a proposal to the Board at their February 8<sup>th</sup> regular meeting to surplus one of the District's tenders as not being needed for current service; the Board will rule on this at the March meeting.
  - e. At the same meeting, Chief McBride proposed the purchase of a replacement vehicle to serve at a wildland fire truck and BLS response unit. He explained the specifications and price (based on a cooperative purchase agreement) and answered questions; the Board approved the purchase of the vehicle.
  - f. The Battalion 8 vehicle (3138) was sent to the Olympia FD shop for some minor electronic repairs on February 16<sup>th</sup>.
  - g. During February 16-18, Lt DeGagne worked with Thurston County Radio technician Keven Paddock to inspect, do preventative maintenance and update inventories for all District radio equipment.
- 2) Facilities:
- a. Chief McBride met with a vendor for replacement of the District buildings' locks; the current locks are in scheduled for replacement in 2022.
  - b. Routine yard pest management and maintenance was conducted by a contractor during the last week of the month.
  - c. Jane Notarianni provided a summary graphic of electrical usage for the past year; she also notes a 42% increase in propane costs (rate & consumption):



**FINANCIAL:** (see also Budget Reports provided by the District Secretary).

Cash Balance	Fund 6680 Operations	Note	Fund 6681 CR&R	Note	Fund 6683 Reserve	Note	Fund 6685 Cap Fac Proj	Note
<b>Beg. 1 Jan 22</b>	\$ 841,789		\$1,045,618		\$ 1,300,152		\$ 2,405,538	
<b>Current Balance</b>	\$ 314,767	1,3,5	\$ 1,025,756	1,3	\$ 1,301,448	1,3	\$ 2,407,893	1,3,4 & 5
<b>Budget End Bal</b>	\$ 995,376	2,3,4 & 5	\$ 811,012	2,3,4	\$ 1,313,000	2,3	\$ 1,322,038	2,3,4 & 5

**Notes:**

- 1: As of 1 March 2022.
- 2: Estimates based upon preliminary tax revenue calculations & fully accounted expensed for remaining budget year.
- 3: Interest rates for current period:  
LGIP Pool: 1.74 %  
TCIP Pool: 1.81 %.
- 4: Includes transfer of \$286,000 from Fund 6680 and \$345,500 from Fund 6685 into Fund 6681 (CR&R) in November 2022.
5. Include transfer of \$750,000 from Fund 6685 into Fund 6680 (Operations) in February 2022.

**Operating Cash Flow:** projected for the year: see **Appendix 7**.

**Operating Expenditures vs Budget:** **Appendix 7a**



# 2022 District Goal #1 Status Report

## February

**STATUS:**



Not Started



Started



In-Progress



Complete (Project)







Complete-Ongoing (Program)

The District shall prepare for and complete initial implementation of an agreed upon strategic staffing plan/model.

Achievement of District-wide staffing goal for the month:

JAN	FEB	MAR	APR	MAY	JUN	JUL	AUG	SEP	OCT	NOV	DEC
80%	90%										

- 1)  Evaluation & decision on IR&R staffing model by December 2021. Complete.
- 2)  Identify implementation options, evaluation of alternatives and approval of recommendation of strategic IR&R staffing plan by February 2022. Utilizing pilot deployment model for 2022.
- 3)  Recommendation and approval of a five year (2023-2027) strategic IR&R strategic staffing plan by March 2022. Planning to adjust date to pilot deployment model schedule (2023).
- 4)  Review and appropriate update of the District IR&R Training Plan to accommodate the IR&R strategic staffing plan, by July 2022. Planning to adjust date to pilot deployment model schedule (2023).



# 2022 District Goal #2 Status Report

## February

**STATUS:**



Not Started



Started



In-Progress




Complete (Project)



Complete-Ongoing (Program)

**The District shall complete negotiations with the IAFF Local 2903 on the 2023-2025 Collective Bargaining Agreement.**

- 1)  **The District and Union representatives will agree upon and ratify a new CBA by December 2022.** A pre-negotiations session workshop is planned for the Board and staff on March 3<sup>rd</sup> with the first negotiations session with Local 2903 representatives on March 11<sup>th</sup>.



# 2022 District Goal #3 Status Report

## February

**STATUS:**



Not Started



Started



In-Progress





Complete (Project)



Complete-Ongoing (Program)

The District will adopt a 2023-2027 financial plan that will provide sufficient funding for the District to ensure adequate staffing, operational support and capital assets commensurate with the adopted IR&R staffing plan in Goal #1.

- 1)  The District will coordinate efforts to establish a clear and concise stakeholder communications plan by March 2022. Staff met with the public relations consultant, Liz Loomis Associates, to begin development of a public communications plan. The District’s current efforts were reviewed and discussed at the February 28<sup>th</sup> meeting.
- 2)  The District will implement mechanisms to seek input from all stakeholders on estimated IR&R staffing cost/funding options by July 2022. (Refer also to Goal #1 for IR&R staffing deployment efforts).



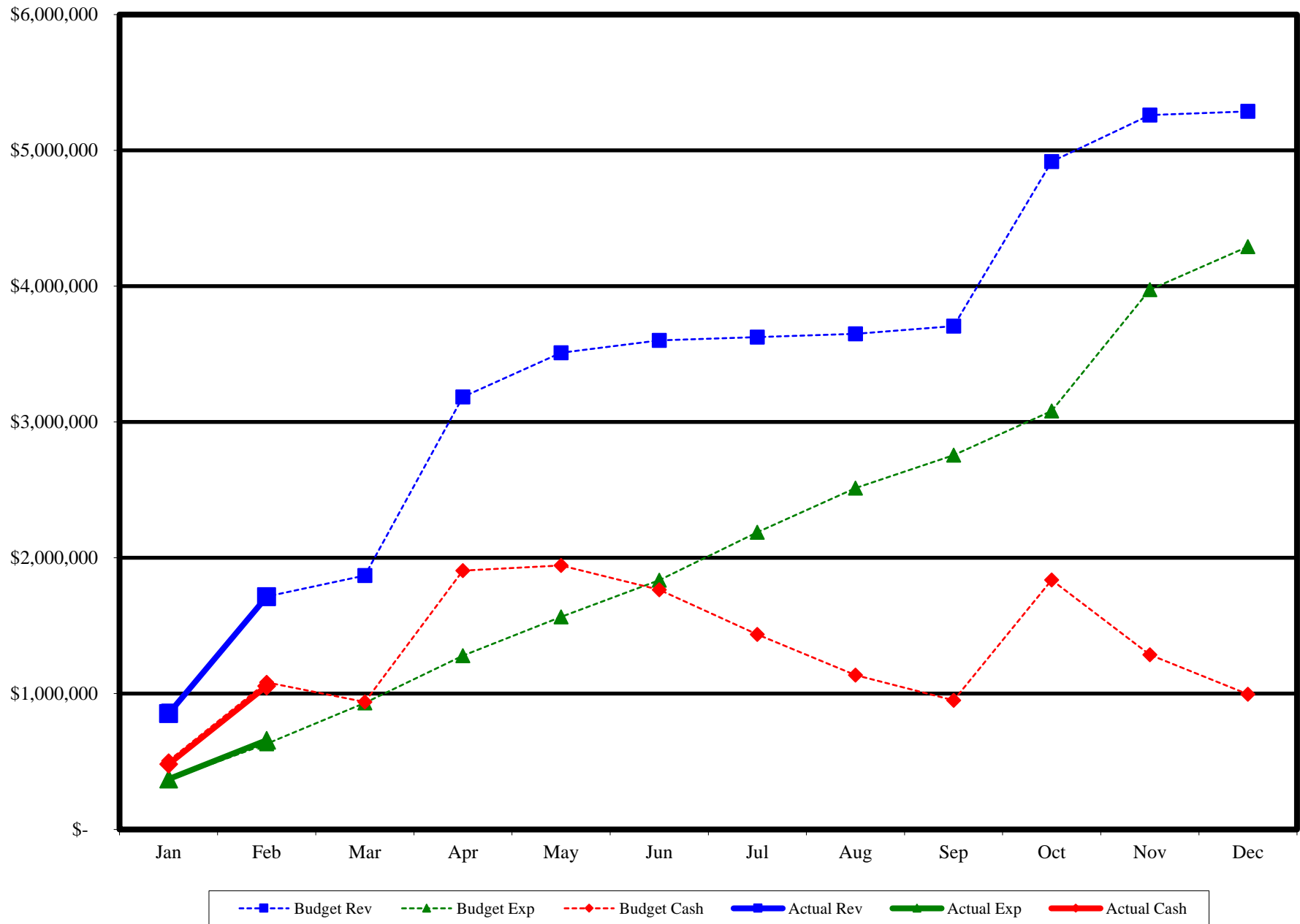
## APPENDIX 5- MONTHLY RESPONSE RECORD

Inc #	Date	Sta Zone	Grid	Location	Alarm Time	Resp Time	Type	Resp	Platoon #
122	1 Feb 22	307	K17	929 Fenske Dr NE	14:24	7.03	BLS Sick Person	2	B
123	2 Feb 22	82A	E19	7307 Johnson Point Rd NE	14:11	7.55	BLS ALoC	2	C
124	2 Feb 22	81J	I16	1820 26th Ave NE	18:45	5.56	Fire 2	7	C
125	3 Feb 22	307	J16	2229 Friendly Grove Rd NE	14:52	7.46	BLS Unk Med Prob	4	A
126	4 Feb 22	82C	E20	7318 Puget Beach Rd NE	07:30	10.31	ALS Chest Pain	4	C
127	4 Feb 22	92A	I12	4006 Rock Maple Ln NW #D-101	08:38	N/A	Fire 1 (Mutual Aid)	1	C
128	4 Feb 22	82C	E20	7306 Puget Beach Rd NE	11:17	10.39	BLS Fall	3	C
129	5 Feb 22	83C	G16	5115 Libby Rd NE	08:45	5.37	ALS CVA	2	A
130	5 Feb 22	81A	I17	Shincke @ South Bay Rd NE	09:49	1.29	BLS MVA	8	A
131	5 Feb 22	83E	E15	6641 Zangle Rd NE	10:40	N/A	Burn Ban Violation	2	A
132	5 Feb 22	307	J17	2908 Lindell Rd NE	11:20	8.17	BLS CVA	3	A
133	5 Feb 22	307	J16	2019 Friendly Grove Rd NE	11:29	6.35	BLS Mental Prob	5	A
134	5 Feb 22	81A	I17	3000 Libby Rd NE	13:04	4.50	BLS Sick Person	3	A
135	5 Feb 22	83A	G16	5424 Heights Ln NE	16:31	4.08	Gas Leak Outside	6	A
136	5 Feb 22	81A	I17	2839 28th Ln NE	23:39	6.33	BLSY Fall	3	A
137	6 Feb 22	81E	H20	6825 Condor Lp NE	10:47	8.06	BLS Fall	2	B
138	6 Feb 22	81H	I18	3505 Sleater Kinney Rd NE	14:16	7.33	ALS Breathing Problem	4	B
139	6 Feb 22	81F	G19	5316 Johnson Point Rd NE	14:53	5.34	BLS Sick Person	4	B
140	6 Feb 22	81H	I18	3505 Sleater Kinney Rd NE	19:31	5.35	BLS DoA	5	B
141	7 Feb 22	307	J17	2630 18th Ave NE	17:16	18.18	BLS Possible OD	3	A
142	8 Feb 22	307	J17	2908 Lindell Rd NE	08:47	6.23	BLS DoA	3	B
143	8 Feb 22	82C	E20	7230 Puget Beach Rd NE	10:58	9.45	BLS Weakness	3	B
144	8 Feb 22	81L	F21	7846 58th Ave NE	20:34	11.11	BLS Abdom Pain	3	B
145	9 Feb 22	82A	F19	5236 63rd Ave NE	02:38	8.28	BLS Leg Pain	3	B
146	9 Feb 22	82C	E20	7230 Puget Beach Rd NE	11:10	0.57	BLS Confused Pt	5	C
147	9 Feb 22	83A	G15	5101 Cushman Rd NE	11:46	11.23	BLS Lethargic Pt	1	C
148	9 Feb 22	311	M20	6909 34th Ave SE	11:37	N/A	ALS Chest Pain	2	C
149	9 Feb 22	307	I17	3220 26th Ave NE #B	13:06	5.15	ALS Weakness	2	C
150	9 Feb 22	83E	E15	602 Bromley Ln NE	14:29	9.56	BLS Fall	4	C
151	9 Feb 22	83E	D15	536 Dover Point Way NE	16:12	13.39	BLS Medical Alarm	5	C
152	9 Feb 22	81A	I17	2839 28th Ln NE	21:10	5.26	BLSY Patient Assist	3	C
153	10 Feb 22	81L	H20	7015 44th Ave NE	08:29	10.57	Service Call	3	B
154	10 Feb 22	81C	I16	3427 Friendly Grove Rd NE	16:27	7.09	BLS Unk Med Prob	3	B
155	11 Feb 22	81L	H20	4101 Marvin Rd NE	08:11	8.24	ALS Abdom Pain	4	C
156	11 Feb 22	323	L21	7727 Union Mills Rd SE	15:00	N/A	Fire C1 (Mutual Aid)	3	C
157	11 Feb 22				15:10	N/A	Staff Call-back		C
158	11 Feb 22	318	G21	4826 Meriwood Dr NE	15:18	14.03	BLS Mental Prob	5	C
159	11 Feb 22	318	H21	8232 Camano Lp NE	16:11	9.42	ALS Seizure	4	C
160	12 Feb 22	307	J17	2435 South Bay Rd NE	00:50	5.17	BLS Respiratory Dx	3	C
161	12 Feb 22	81C	I16	3432 Friendly Grove Rd NE	06:59	4.53	BLS Leg Pain	3	A
162	12 Feb 22	81E	H20	3718 Eagle Dr NE	07:30	8.22	ALS Rapid Heart Rate	3	A
163	12 Feb 22	318	I21	3806 Hogum Bay Rd NE	10:40	N/A	Fire C2 (Mutual Aid)	3	A
164	12 Feb 22	81H	I18	2811 Sleater Kinney Rd NE	12:12	5.07	BLS MVA	7	A
165	12 Feb 22	82C	F19	Puget @ 63rd Ave NE	15:43	12.15	Service Call	1	A
166	12 Feb 22	83A	G15	4806 Cushman Rd NE #125	17:41	4.35	BLS Knee Injury	4	A
167	12 Feb 22	82A	B19	9840 Johnson Point Rd NE	17:58	12.30	BLSY Patient Assist	3	A
168	12 Feb 22	83E	D15	536 Dover Point Way NE	20:51	8.10	BLS Medical Alarm	4	A
169	13 Feb 22	308	J18	2110 Sleater Kinney Rd NE	08:57	5.03	Fire 1 (Mutual Aid)	5	C
170	13 Feb 22	83E	E15	7114 Bayview Dr NE	11:11	6.24	Gas Leak Inside	9	C
171	13 Feb 22	83A	H15	Boston Harbor @ 39th Ave NE	14:32	N/A	BLS Fall	7	C
172	13 Feb 22	81L	G20	5202 Blacktail Ct NE	15:54	7.06	ALS Respiratory Dx	4	C
173	13 Feb 22	81B	H17	3135 39th Way NE	18:39	4.22	ALS Allergic Reaction	4	C
174	13 Feb 22	82A	B19	9840 Johnson Point Rd NE	18:47	19.00	BLSY Patient Assist	4	C
175	13 Feb 22	81A	I18	3340 Lilly Rd NE	19:46	2.07	BLS CVA	4	C
176	13 Feb 22	81A	I17	2839 28th Ln NE	21:16	5.28	BLSY Patient Assist	4	C
177	14 Feb 22	82A	B19	9840 Cascade Lp NE	13:46	11.59	BLSY Patient Assist	4	A
178	14 Feb 22	307	J17	2235 South Bay Rd NE	19:10	4.22	ALS Chest Pain	4	A

## APPENDIX 5- MONTHLY RESPONSE RECORD

Inc #	Date	Sta Zone	Grid	Location	Alarm Time	Resp Time	Type	Resp	Platoon #
179	15 Feb 22	83E	D16	8037 Jenni St NE	06:44	10.12	ALS Sick Person	2	B
180	16 Feb 22	81F	H18	4505 Johnson Point Rd NE	04:26	5.18	ALS Chest Pain	2	B
181	16 Feb 22	82A	C19	9420 Johnson Point Lp NE	10:38	8.57	ALS Breathing Problem	6	A
182	16 Feb 22	325	L18	4031 21st Ave SE #214	22:26	6.26	BLS Unk Med Prob	2	A
183	17 Feb 22	81L	H20	4101 Marvin Rd NE	10:37	8.55	ALS Respiratory Dx	4	B
184	17 Feb 22	83E	E15	6600 Boston Harbor Rd NE	16:01	4.36	BLS MVA	4	B
185	17 Feb 22	83A	I15	3545 Boston Harbor Rd NE	16:29	4.27	Fire 1	4	B
186	17 Feb 22	83E	E15	312 73rd Ave NE	19:09	7.49	Water Rescue	7	B
187	18 Feb 22	81A	I17	2839 28th Ln NE	05:52	5.09	BLSY Patient Assist	3	B
188	18 Feb 22	81E	H19	South Bay @ Hawks Prairie Rd NE	15:23	4.06	ALS MVA	7	C
189	18 Feb 22	82A	C20	6101 88th Ave NE	17:41	12.46	BLS Medical Alarm	2	C
190	18 Feb 22	81C	I16	3432 Friendly Grove Rd NE	18:32	13.27	BLS Back Pain	2	C
191	20 Feb 22	81B	H17	3209 41st Ave NE	08:09	4.48	ALS Chest Pain	2	C
192	20 Feb 22	82A	D20	6142 78th Ave NE	22:52	N/A	BLS Assist L/E	6	C
193				(Dispatch Error)					
194	21 Feb 22	81E	H20	6825 Condor Lp NE	14:24	7.22	BLS Fall	4	A
195	21 Feb 22	82A	B19	9743 Johnson Point Lp NE	14:38	13.13	BLSY Patient Assist	3	A
196	21 Feb 22	81B	F17	5729 Lemon Rd NE	23:17	7.55	BLS Diabetic	5	A
197	22 Feb 22	83A	G15	4806 Cushman Rd NE #153	10:38	3.36	BLS Weakness	2	C
198	22 Feb 22	1B2	V14	226 143rd Ave SE	13:31	10.21	Fire 1 (Mutual Aid)	3	C
199	23 Feb 22	81G	I20	6131 33rd Ln NE	02:54	11.56	BLS Illness	4	C
200	23 Feb 22	81F	G19	4922 Puget Rd NE	18:59	7.13	BLSY Unk Med Prob	3	A
201	23 Feb 22	81L	G20	6718 Prairie Ridge Dr NE	20:18	11.15	BLSY Fall	3	A
202	24 Feb 22	81C	I16	1900 33rd Ave NE	00:59	5.37	BLS Dementia	3	A
203	24 Feb 22	1A11	AA10	5804 190th Ln SW	12:16	N/A	Fire 1 (Mutual Aid)	1	B
204	24 Feb 22	83A	I16	1502 33rd Ave NE	12:45	6.38	ALS Chest Pain	3	B
205	24 Feb 22	307	K17	2828 8th Ave NE	19:15	7.13	BLS Patient Assist	7	B
206	24 Feb 22	64A	S16	11036 Maple Creek Ln SE	19:06	N/A	Fire 1 (Mutual Aid)	1	B
207	25 Feb 22	319	I20	6973 Birdseye Ave NE	06:16	N/A	Fire 1 (Mutual Aid)	3	A
208	25 Feb 22	82A	D19	8100 Johnson Point Rd NE	08:05	N/A	Service Call	2	A
209	25 Feb 22	83E	E15	312 73rd Ave NE	09:04	6.11	BLS Respiratory Dx	2	A
210	25 Feb 22	81L	G20	6718 Prairie Ridge Dr NE	14:05	9.42	ALS Fall	3	A
211	25 Feb 22	307	K17	2828 8th Ave NE	16:59	5.15	BLS Patient Assist	3	A
212	25 Feb 22	82B	E20	7141 Marvin Rd NE	17:02	11.43	BLS Fall	3	A
213	26 Feb 22	81C	I16	3517 Frogs Leap Ln NE	05:02	12.43	ALS Chest Pain	4	A
214	26 Feb 22	81A	I18	3340 Lilly Rd NE	19:31	3.20	BLS Abdom Pain	4	B
215	27 Feb 22	81E	I20	3137 Bonanza Dr NE	04:22	9.52	BLS Dizziness	4	B
216	27 Feb 22	82A	C18	8941 Buttonwood Ln NE	10:44	13.25	ALS Breathing Problem	3	C
217	27 Feb 22	1A11	AA11	5021 183rd Ave SW #A	12:45	3.11	Gas Leak Outside	2	C
218	27 Feb 22	83A	I16	1438 33rd Ave NE	13:14	6.13	BLS Patient Assist	3	C
219	27 Feb 22	81H	H18	3845 Sleater Kinney Rd NE	19:33	3.48	BLS Respiratory Dx	3	C
220	28 Feb 22	307	K16	2500 Sevedge Ct NE	12:38	5.46	BLS Fall	3	B

## APPENDIX 7 - 2022 BUDGET VS ACTUAL, CASH BALANCE



### APPENDIX 7A -- MONTHLY OPERATING EXPENDITURE VS BUDGET

