

DISTRICT MONTHLY REPORT: AUGUST 2020

ADMINISTRATIVE:

- 1) No report.

MASTER PLANNING: Action Item Summary List:

2020 Goal #1--IR&R Staffing: see **Appendix 1**.

2020 Goal #2--Replacement Type 1 Engine: see **Appendix 2**.

2020 Goal #3--Training & Education Master Plan: see **Appendix 3**.

2020 Goal #4--Comprehensive Public Communications Plan: see **Appendix 4**.

PUBLIC RELATIONS & COMMUNITY SERVICES:

- 1) At their August 4th regular meeting, the Board was briefed by Chief VanCamp on a proposal from Thurston County 9-11 ("T-Comm") on potential use of the Johnson Point Firestation (8-2 at 8100 Johnson Point Rd NE) for cohabitation with a new radio system antenna. The Board discussed the proposal and directed the Fire Chief to continue to work with T-Comm staff on the proposal. Chief VanCamp met with T-Comm Director Keith Flewelling on August 31st and inspected the site.

EMERGENCY RESPONSE: Total of 762 calls to date; 668 for 2008-19 average; (see attached **Monthly Call Summary Report Appendix 5**):

- 1) **Type of responses** for the month:

	Fire	ALS	BLS	Pub Sfty	False	Total
2020 In FD8	6	19	42	13	5	85
2020 Total	13	19	50	14	5	101
2019 (Total)	5	85	(Tot EMS)	12	3	105
Average ^{NOTE 1}	6	64	(Tot EMS)	12	3	87

- 2) **Average number of responders-per-incident** for the month:

	Total	Daytime	Night	Weekend
2020	3.7	3.6	4.0	3.6
2019	4.0	3.6	4.0	4.5

- 3) **Performance measures to Target Levels of Service*** for the month/year:

Response Zone	Total	EMS Meet	Pct	Total	Fire Meet	Pct
Station 8-1	30	21	70%	1	1	100%
Station 8-2	9	1	11%	2	1	50%
Station 8-3	21	12	57%	2	1	50%

Average	Total	EMS Meet	Pct	Total	Fire Meet	Pct
Avg 2020 To Date	60.0	37.8	63%	3.8	3.3	87%
Avg 2019	66.8	38.6	60%	1.5	1.8	70%
Avg 08-19 ^{NOTE 2}	54.0	34.4	64%	3.5	2.4	70%

*KEY: EMS targets: minimum 2 responders on scene within 8 minutes
Fire targets: minimum 4 responders on scene within 10 minutes
 Does not include false alarms, service calls, mutual aid outside District

NOTE 1: Combination of pre-merger FD7 and FD8, for 2008-2019 (monthly average)

NOTE 2: Combination of pre-merger FD7 and FD8, average for 2008-201

4) Delayed responses for the month:

FD8	Date	Sta	Time	R/T	Incident Type	Comments	Shift
674	3 Aug 20	81A	04:06	10.41	BLSY Patient Assist	Actual arrival time not recorded originally	7
677	3 Aug 20	82A	16:19	13.05	BLS Unk Med Prob	Travel time from Sta 8-1	
678	3 Aug 20	82C	17:14	9.38	BLS Choking	Travel time from Sta 8-1	
681	4 Aug 20	81H	23:06	20.59	BLS Assist L/E	Staged by law enforcement	9
692	8 Aug 20	83G	11:19	11.15	BLS Heart Trouble	Travel time from Sta 8-3	4
694	8 Aug 20	83E	12:57	10.33	ALS Chest Pains	Travel time from Sta 8-3	4
696	9 Aug 20	81C	02:28	8.51	BLS Unk Med Prob	Staged by law enforcement	4
698	9 Aug 20	83A	15:11	31.48	BLSY Fall	Actual arrival time not recorded originally	5
726	16 Aug 20	81F	16:51	19.03	BLS Illness	Dispatcher error in delay for alarm	3
728	17 Aug 20	81E	14:20	8.53	ALS Chest Pains	Engine 35 delayed response	
731	18 Aug 20	83E	08:27	11.45	ALS Respiratory Prob	Travel time from Sta 8-3	
742	24 Aug 20	82C	12:43	10.28	BLS Fractured Ankle	Travel time from Sta 8-1	
750	26 Aug 20	83G	01:21	13.14	BLS Medical Alarm	Travel time from Sta 8-3	3
754	27 Aug 20	82B	21:14	10.16	BLS Assist L/E	Staged by law enforcement	5
755	27 Aug 20	83A	21:25	10.58	Structure Fire	Delayed response from previous call	5
756	27 Aug 20	83G	22:34	15.33	BLSY Patient Assist	Non-emergency, travel time from Sta 8-1	5
761	28 Aug 20	82A	20:45	9.56	BLS Medical Alarm	Non-emergency, travel time from Sta 8-1	6
762	29 Aug 20	82A	11:41	10.22	ALS Chest Pains	Travel time from Sta 8-1	7
763	29 Aug 20	83E	19:42	16.23	ALS Assist L/E	Staged by law enforcement	7
770	31 Aug 20	82A	12:12	9.11	BLS Low BP	Travel time from Sta 8-3	

IR&R STAFFING LEVELS: Staffing levels for the month:

Staffing Targets by Position:		Station 8-1	Station 8-3	Note
Dayshift	Battalion Chief:	76%		A
	Engine/EMS Company:	100%	100%	B
	Station Staffed:	100%	100%	
Night & Weekend	Battalion Chief:	80%		
	Company Officer:	100%	44%	B
	Engine Company:	100%	44%	B,C
	EMS Company:	100%	80%	D
	Operations Support (Tenders)	100%		E
Total	Summary of Staffing Level for the Month:	100%	87%	D

Notes:

- A) Includes weekday holidays when BC not staffed;
- B) Includes BC assigned as Company Officer if needed;
- C) May be cross-trained/certified staff (e.g. Firefighter-EMT);
- D) Includes minimum target staffing of Aid Unit 83 at Station 8-3; and
- E) Operations Support Program staff for on-call for Driver-Operator & Tender response.

Volunteer Staffing: status for the current month: see **Appendix 6**.

PERSONNEL MANAGEMENT, SAFETY& TRAINING:

1) Current Training Topics:

- Motor vehicle collision incident: stabilization & extrication,
- SCBA air management and fire scene rehabilitation,
- Standard evolution: car fire,
- SCBA quarterly donning, and
- AED-CPR quarterly training.

2) Medic-One OTEP:

- 3rd quarter in-house training by Chief Clemens & Lt Gormley,
- Medical assessment: syncope & patient medial examination,

- Sudden cardiac death; death & dying session,
 - Supraglottic airway management, and
 - Triage & multi-casualty incident.
- 3) Leadership:
- Operations Team meeting held August 6th; the meeting was held “virtually.
- 4) Other:
- Driver-Operator training & certification (ongoing);
 - Secretary Stumpf provided on-line virtual training to staff on District procurement policies and procedures on August 25th.

PERSONNEL MANAGEMENT, RELATIONS:

- 1) No report.

EQUIPMENT & FACILITIES:

- 1) Apparatus & Equipment:
- a. All mobile radio head-sets have been inspected, repaired and are in service in all District apparatus.
 - b. Repairs were made to the hydraulic rescue ram equipment during the month.
 - c. Engine 81 (3136) received a new starter motor during the month.
 - d. Tactical vests in all apparatus have been finalized and a notice was sent on August 6th by Lieutenant Osborne explaining the configuration and stocking of supplies.
 - e. The collection of already surplused items continue to wait for overall disposal, delayed by pandemic related restrictions to the State Department of Enterprise Services; they will help when the restrictions are eased.
- 2) Facilities:
- a. No report.

FINANCIAL: (see also Budget Reports provided by the District Secretary).

Cash Balance	Fund 6680 Operations	Note	Fund 6681 CR&R	Note	Fund 6683 Reserve	Note	Fund 6685 Cap Fac Proj	Note
Beg. 1 Jan 19	\$ 1,115,005		\$ 1,966,988		\$ 1,275,688		\$ 1,574,542	
Current Balance	\$ 764,764	1,3	\$ 614,852	1,3	\$ 1,287,771	1,3	\$ 1,513,385	1,3
Budget End Bal	\$ 899,613	2,3,4	\$ 828,641	2,3,4	\$ 1,293,900	2,3	\$ 1,562,000	2,3

Notes:

- 1: As of 1 September 2020.
- 2: Estimates based upon preliminary tax revenue calculations & fully accounted expensed for remaining budget year.
- 3: Interest rates for current period:
LGIP Pool: 1.74 %
TCIP Pool: 1.81 %.
- 4: Includes transfer of \$275,000 from Fund 6680 to Fund 6681 (November 2020).

SARS-COV2/COVID-19 Expenditure Summary:

Month: Labor costs: \$ 8,067 Goods & services: \$ 699
To-Date: Labor costs: \$ 43,311 Goods & services: \$ 27,104

Operating Cash Flow: projected for the year: see **Appendix 7**.

Operating Expenditures vs Budget: projected for the year: see **Appendix 7A**.



2020 District Goal #1 Status Report

August

STATUS:



Not Started



Started



In-Progress



Complete (Project)



Complete-Ongoing (Program)

The District shall achieve minimum Incident Readiness & Response (IR&R) staffing levels, as identified in the *District Target Levels of Service (TLoS)*, at least 90% of the time on average by January 2021.

- 1) The District shall fill all vacant (as of October 2019) full-time career positions by March 2020.
 - Complete.
- 2) The District shall provide adequate qualified staffing for a minimum of two Apparatus Driver-Operators for each shift by August 2020.
 - Total number of students enrolled: EVIP program: 0,
 - Driver-Operators certified: 12
 - Training hours: 12 hours this month, 233.8 hours to date
- 3) The District shall provide adequate qualified staffing for a minimum of one Basic Life Support (BLS) aid car unit for each shift by August 2020.
 - Current staffing level for Station 8-1: 100%
 - Current staffing level for Station 8-3: 80%
- 4) The District shall continue to strive to attain 100% staffing for its IR&R targets.
 - Current staffing level for Station 8-1: 100%
 - Current staffing level for Station 8-3: 87%



2020 District Goal #2 Status Report

August

STATUS:



Not Started



Started



In-Progress






Complete (Project)



Complete-Ongoing (Program)

The District shall determine the specifications, receive Board approval, purchase, receive and place in service a replacement Type 1 pumper by December 2020.

- 1)  A committee will be formed and empowered to produce recommend specifications to the Fire Chief by no later than January 2020. The recommendations shall be in compliance with the provisions of the *District Apparatus & Equipment Master Plan*.
 - Complete.
- 2)  The District shall procure the replacement Type 1 pumper in a manner consistent with public procurement requirements and prudent fiscal practices no later than October 2020.
 - Delivery time estimated for June 2021.
- 3)  All relevant District Driver-Operators will be qualified to operate the new Type 1 pumper by December 2020.
 - Refer to Goal #1, Objective #2.



2020 District Goal #3 Status Report

August

STATUS:



Not Started



Started



In-Progress






Complete (Project)



Complete-Ongoing (Program)

The District shall implement the first phase of a comprehensive IR&R District training & education program by December 2020.

- 1)  The District shall approve and adopt the *District Training & Education Master Plan* as presented by the Fire Chief by December 2019.
 - Complete.
- 2)  Consistent with Goal #1, Objective #1, and the adopted *District IR&R Master Plan*, the District will establish and begin delivery of a standardized training program of basic firefighting and emergency medical services curriculum to each on-duty shift by July 2020.
 - 3rd quarter regular training program plan implemented and training being conducted.
- 3)  The District shall develop and implement the initial phase of a comprehensive officer skills maintenance training program for all existing District officers by September 2020.
 - Chief LeMay and Chief Hall evaluating potential officer training curriculum; this program is consistent with other Thurston County fire agencies planning/programming (through the County Training Officer's Committee).



2020 District Goal #4 Status Report

August

STATUS:



Not Started



Started



In-Progress



Complete (Project)



Complete-Ongoing (Program)

The District shall adopt and begin implementation of a comprehensive District public communications program by December 2020.

- 1) The Board shall approve and adopt the *District Community Risk Reduction [Communication] Master Plan* as presented by the Fire Chief by January 2020.
 - Complete.
- 2) The District shall develop and adopt a list of key messages it wishes to convey to its stakeholders by February 2020.
 - Complete, included in adopted Plan.
- 3) The District shall identify and implement means and methods for effectively communicating key messages and other information (consistent with the adopted *District Community Risk Reduction [Communications] Master Plan*) to the public by April 2020.
 - Complete, included in adopted Plan.
- 4) The District shall create, distribute, collect and analyze a comprehensive survey of public interest/opinion of key District messages by November 2020.
 - No report.

APPENDIX 5- MONTHLY RESPONSE RECORD

Inc #	Date	Sta Zone	Grid	Location	Alarm Time	Resp Time	Type	Resp	Shift #
671	1 Aug 20	83A	G15	5144 Cushman Rd NE	19:06	4.37	ALS Diabetic	3	6
672	2 Aug 20	307	J16	2206 20th Ave NE	10:56	6.31	BLS Fall	4	7
673	2 Aug 20	81L	H20	4246 Legacy Dr NE	20:49	N/A	Brush Fire	5	7
674	3 Aug 20	81A	H17	4209 Shincke Rd NE	04:06	10.41	BLSY Patient Assist	4	7
675	3 Aug 20	307	K17	2828 8th Ave NE	11:35	6.14	BLS Breathing Prob	3	
676	3 Aug 20	81F	G19	4922 Puget Rd NE #332	12:40	8.01	ALS Chest Pains	4	
677	3 Aug 20	82A	C18	8642 Fernwood St NE	16:19	13.05	BLS Unk Med Prob	3	
678	3 Aug 20	82C	F20	7346 Sandy Point Rd NE	17:14	9.38	BLS Choking	3	
679	3 Aug 20	81L	F20	7430 56th Ave NE	17:51	1.46	BLS Fall	3	
680	4 Aug 20	81J	I16	2056 26th Ave NE	09:13	4.49	Fire Alarm Activation	4	
681	4 Aug 20	81H	H18	3800 Sleater Kinney Rd NE #7	23:06	20.59	BLS Assist L/E	4	9
682	5 Aug 20	81L	H20	4529 Marvin Rd NE	11:48	5.31	BLS Trauma	4	
683	5 Aug 20	83C	G16	5001 Libby Rd NE	12:42	7.17	BLS DoA	4	
684	5 Aug 20	83A	E18	7010 Whitham Rd NE	14:49	6.17	ALS Breathing Prob	5	
685	5 Aug 20	81L	H20	3923 Legacy Dr NE	18:09	6.43	Fire Alarm Activation	4	1
686	5 Aug 20	307	K16	445 Chambers St NE #B	21:22	1.36	BLS Behavioral Prob	3	1
687	6 Aug 20	307	J16	2415 26th Ave NE	11:33	6.13	BLSY Fall	3	
688	6 Aug 20	83E	D15	940 76th Ave NE	21:02	7.13	Water Rescue	10	2
689	7 Aug 20	O1D	K15	318 State Ave NE #211	14:46	2.59	Structure Fire (MA)	3	
690	7 Aug 20	83E	E15	312 73rd Ave NE	15:14	6.47	ALS Unconscious	7	
691	7 Aug 20	307	J17	2429 South Bay Rd NE	17:44	3.44	BLS Fall	6	
692	8 Aug 20	83G	C17	8700 Evergreen Dr NE	11:19	11.15	BLS Heart Trouble	4	4
693	8 Aug 20	82A	E19	4721 68th Ave NE	12:03	9.27	Fire Alarm Activation	5	4
694	8 Aug 20	83E	E15	321 Lyon Crest Ln NE	12:57	10.33	ALS Chest Pains	3	4
695	9 Aug 20	81F	H19	5928 Foxhall Ct NE	02:05	8.48	ALS Breathing Prob	4	4
696	9 Aug 20	81C	H17	4040 Libby Rd NE	02:28	8.51	BLS Unk Med Prob	3	4
697	9 Aug 20	81F	G19	4922 Puget Rd NE #911	12:07	9.31	Gas Leak Outside	4	5
698	9 Aug 20	83A	H15	3845 Boston Harbor Rd NE	15:11	31.48	BLSY Fall	3	5
699	10 Aug 20	O2A	L14	1807 9th Ave SW	03:29	10.08	Structure Fire (MA)	3	5
700	10 Aug 20	O2A	L13	915 Fern St SW	04:17	5.26	Structure Fire (MA)	3	5
701	10 Aug 20	81L	G20	7200 Highlands Dr NE	10:45	6.58	Smoke Investigation	3	
702	10 Aug 20	81E	I20	3115 Bonanza Dr NE	13:23	7.22	ALS Rapid Heart Rate	3	
703	10 Aug 20	81L	F21	7846 58th Ave NE	18:11	N/A	Fire Alarm Activation	4	6
704	11 Aug 20	81F	G18	5529 Johnson Point Rd NE	09:23	N/A	Smoke Investigation	4	
705	11 Aug 20	O3E	K17	604 Devoe St NE	13:47	12.57	BLS Sick Person	3	
706	11 Aug 20	83A	H15	3929 Gull Harbor Rd NE	20:52	4.11	BLS Stroke	6	7
707	12 Aug 20	1A11	CC9	6424 210th Ave SW	08:35	6.11	Structure Fire (MA)	3	
708	12 Aug 20	81J	I16	2018 28th Ln NE	11:22	5.44	BLS Fall	3	
709	12 Aug 20	308	J18	Sleater Kinney @ 15th Ave NE	16:59	0.00	Service Call	1	
710	12 Aug 20	81C	H16	3821 Libby Rd NE	17:49	4.47	ALS Diabetic	6	
711	12 Aug 20	83A	H15	3845 Boston Harbor Rd NE	18:29	9.09	BLS Stroke	2	8
712	12 Aug 20	81B	H17	3244 41st Ave NE	21:30	6.22	BLS Fall	4	8
713	13 Aug 20	81A	I18	3600 South Bay Rd NE	11:54	2.31	BLS SoB	4	
714	13 Aug 20	83A	H15	306 41st Ave NE	11:55	7.14	BLS Fall	2	
715	13 Aug 20	1B3	V12	MP 95 ISN	13:22	6.18	Brush Fire (MA)	1	
716	13 Aug 20	82A	E19	72nd @ Johnson Point Rd NE	15:23	7.46	Brush Fire	9	
717	14 Aug 20	81D	I17	2603 Lilly Rd NE	09:52	3.33	BLS Diabetic Prob	3	
718	14 Aug 20	82B	D20	6331 78th Ave NE	11:12	9.06	Smoke Investigation	1	
719	14 Aug 20	81F	G19	4922 Puget Rd NE #807	14:40	8.24	ALS Stroke	3	
720	14 Aug 20	83A	G16	4932 Boston Harbor Rd NE	14:53	3.00	BLS Breathing Prob	2	
721	14 Aug 20	81A	H18	3705 South Bay Rd NE	17:30	2.16	ALS Diabetic	3	
722	14 Aug 20	83D	I15	Gull Harbor @ 33rd Ave NE	23:20	8.25	Smoke Investigation	6	1
723	15 Aug 20	81G	I20	6248 33rd Ave NE	18:10	9.02	BLS Fall	2	2
724	16 Aug 20	81D	I17	2610 South Bay Rd NE	01:38	6.55	BLS Illness	2	2
725	16 Aug 20	82A	E18	7019 Kellogg Dr NE	02:44	N/A	ALS Unresponsive	2	2

APPENDIX 5- MONTHLY RESPONSE RECORD

Inc #	Date	Sta Zone	Grid	Location	Alarm Time	Resp Time	Type	Resp	Shift #
726	16 Aug 20	81F	H19	5224 Hawks Prairie Rd NE	16:51	19.03	BLS Illness	4	3
727	17 Aug 20	83G	D17	Libby @ 81st Ave NE	12:33	6.32	BLS MVA	6	
728	17 Aug 20	81E	H20	3802 Owl Ln NE	14:20	8.53	ALS Chest Pains	3	
729	17 Aug 20	82B	D20	7841 Walnut Rd NE	16:51	11.14	Gas Leak Outside	6	
730	17 Aug 20	83A	G15	4806 Cushman Rd NE #125	18:30	5.16	BLSY Patient Assist	2	4
731	18 Aug 20	83E	E16	6726 Garrett Ct NE	08:27	11.45	ALS Respiratory Prob	3	
732	19 Aug 20	81A	I16	3127 Libby Rd NE	14:17	4.36	BLS Fall	3	
733	19 Aug 20	82A	F19	Johnson Point @ 63rd Ave NE	19:46	6.25	BLS Unk Med Prob	4	6
734	20 Aug 20	81G	I20	6235 33rd Ln NE	10:30	7.36	BLS Dizziness	3	
735	20 Aug 20	83G	D17	3220 77th Ave NE	11:27	8.33	ALS	3	
736	20 Aug 20	83G	C17	3540 Fishtrap Lp NE	19:29	6.45	Brush Fire	4	7
737	21 Aug 20	81C	I17	Libby @ 26th Ave NE	06:46	5.21	BLS MVA	7	
738	21 Aug 20	83A	H15	4219 Gull Harbor Rd NE	19:56	3.29	Smoke Investigation	1	8
739	22 Aug 20	83E	E15	1027 76th Ave NE	19:31	13.28	Burn Ban Violation	5	9
740	22 Aug 20	83E	E15	2017 76th Ave NE	20:58	9.33	Burn Ban Violation	4	9
741	23 Aug 20	81F	F19	5902 Johnson Point Rd NE	13:15	5.48	Smoke Investigation	6	1
742	24 Aug 20	82C	F20	7435 Sandy Point Rd NE	12:43	10.28	BLS Fractured Ankle	3	
743	24 Aug 20	81A	I17	3524 Libby Rd NE	16:28	3.29	BLS Fall	3	
744	24 Aug 20	83C	H16	4407 Libby Rd NE	16:47	6.00	ALS MVA	2	
745	24 Aug 20	81F	H19	5301 Hawks Prairie Rd NE	20:25	5.03	BLS Unk Med Prob	5	2
746	25 Aug 20	81H	F18	5618 Sleater Kinney Rd NE	12:32	6.26	BLS Dizziness	3	
747	25 Aug 20	81E	H20	3619 Owl Ln NE	15:09	6.16	Smoke Investigation	3	
748	25 Aug 20	82A	C19	8645 Johnson Point Rd NE	15:31	8.15	ALS CPR	6	
749	25 Aug 20	81F	H19	5928 Foxhall Ct NE	23:44	7.48	BLSY Patient Assist	3	3
750	26 Aug 20	83G	C17	3348 Fishtrap Lp NE	01:21	13.14	BLS Medical Alarm	2	3
751	26 Aug 20	307	J16	2415 26th Ave NE	22:19	4.41	BLS Medical Alarm	3	4
752	17 Aug 20	81F	G19	4615 Foxtrail Dr NE	10:35	6.48	BLS Fall	3	
753	27 Aug 20	81H	G18	5446 South Bay Terrace Dr NE	14:59	6.37	CO Alarm	4	
754	27 Aug 20	82B	D20	6405 79th Ave NE	21:14	10.16	BLS Assist L/E	3	5
755	27 Aug 20	83A	G15	4805 Cushman Rd NE #34	21:25	10.58	Structure Fire	9	5
756	27 Aug 20	83G	C17	3548 Fishtrap Lp NE	22:34	15.33	BLSY Patient Assist	3	5
757	28 Aug 20	83G	D17	7821 Shore Acres Dr NE	13:36	7.45	BLS Fall	2	
758	28 Aug 20	03E	K16	515 Phoenix St NE	16:26	4.17	Stove Fire	3	
759	28 Aug 20	323	L21	8415 Pacific Ave SE	17:22	4.09	Structure Fire (MA)	4	
760	28 Aug 20	83A	F16	5748 Boston Harbor Rd NE	17:42	4.12	Fire Alarm Activation	3	
761	28 Aug 20	82A	E19	5346 71st Way NE	20:45	9.56	BLS Medical Alarm	4	6
762	29 Aug 20	82A	C19	9038 Gallea St NE	11:41	10.22	ALS Chest Pains	4	7
763	29 Aug 20	83E	E15	6847 Boston Harbor Rd NE	19:42	16.23	ALS Assist L/E	5	7
764	30 Aug 20	81F	G19	5517 Johnson Point Rd NE	03:49	6.40	ALS Unconscious	4	7
765	30 Aug 20	307	J17	2429 South Bay Rd NE	12:59	5.41	BLS Fall	2	8
766	30 Aug 20	81A	I17	2909 28th Ln NE	13:37	6.58	BLS Fall	2	8
767	30 Aug 20	81A	I17	2909 28th Ln NE	14:07	0.00	BLS Fall	2	8
768	30 Aug 20	83A	H15	1042 36th Ave NE	18:31	5.53	BLS Assist L/E	2	8
769	30 Aug 20	81A	H18	3621 South Bay Rd NE	23:35	4.40	Smoke Investigation	5	8
770	31 Aug 20	82A	F18	4522 65th Ave NE	12:12	9.11	BLS Low BP	3	
771	31 Aug 20	81B	F17	6149 Lemon Rd NE	14:36	7.57	Burn Ban Violation	3	

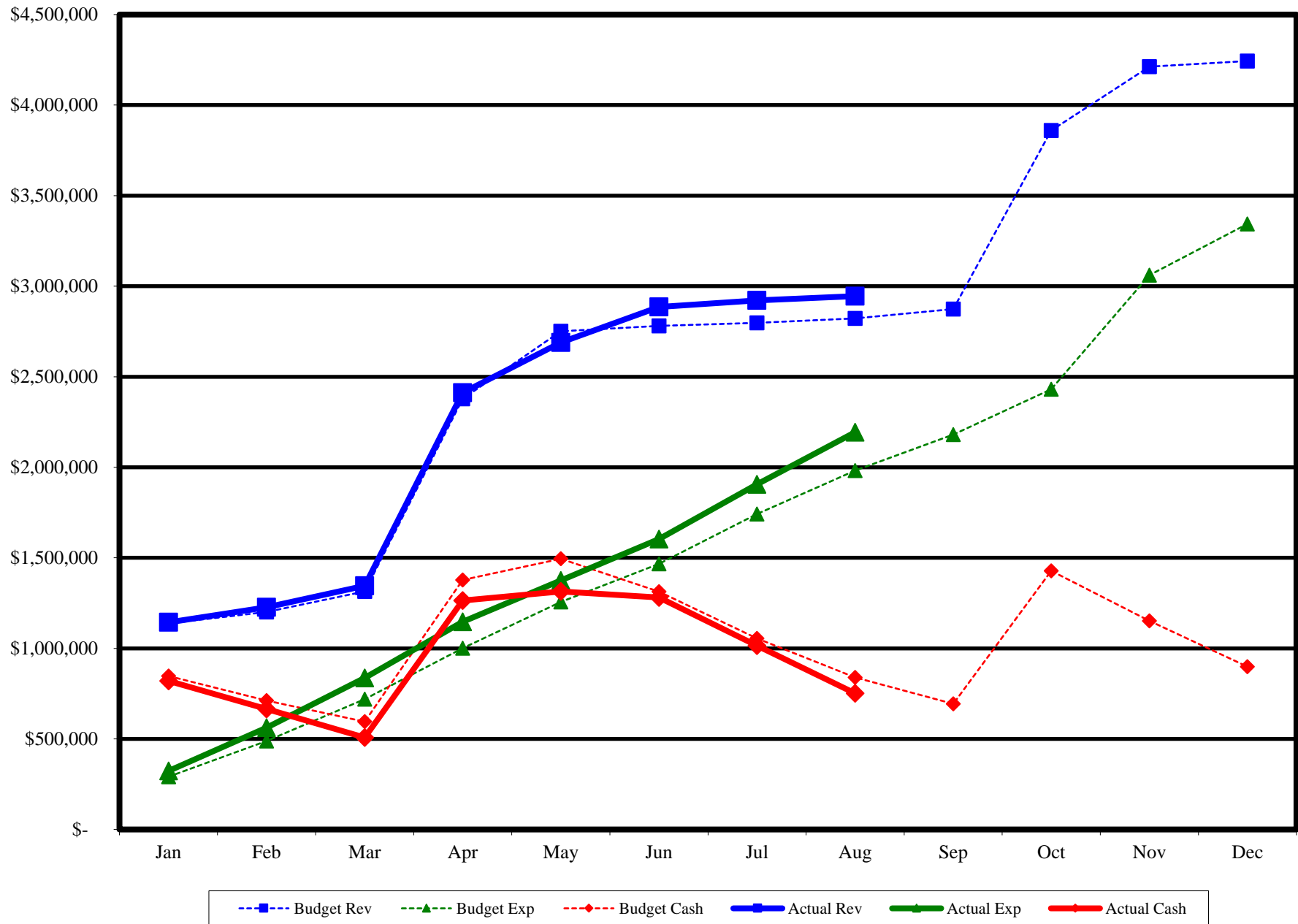
MONTHLY REPORT APPENDIX 2: VOLUNTEER STATUS REPORT

Name	Rank/Date	Shift/Status
Armstrong, Walker	OSP	
Bain, Tyler	FF/EMT	2
Beck, Jem	8/21/2020	Resigned
Benson, Marikka	EMT	3
Bivens, Dan	Receptionist	
Borrego, Charles S	1/31/2020	Resigned
Bourque, Mitch	FF	4
Brandt, Robert	FF	5
Bushaw, Bladden M	FF/EMT	3
Carlton, Susan E	Receptionist	
Chapman, Cody R	FF	2
Chase, Solana	8/21/2020	Resigned
Clem, Christopher E	OSP	
Clemens, Jonathan	EMSO	
Cochran, Ann	Receptionist	
Conklin, Amber	2/15/2020	Resigned
Creger-Zier, Ricki	8/21/2020	Resigned
Dicke, Ben	FF/AO	8
Dixon, Robert	FF	7
Dodge, David	Lieutenant	4
Ermshar, Cassidy	FF/EMT	3
Estrada, Diana	FF/EMT	1
Fass, Bonnie	Receptionist	
Flynn, Angelina	FF/EMT	9
Freed, Richard	FF	9
Frost, Shane	FF	4
Gagnon, Christopher	6/1/2020	Resigned

Name	Rank/Date	Shift/Status
Gettle, Eric James	FF/EMT	7
Gill, Patricia Ann	Receptionist	
Gormley, Robert	Lieutenant	9
Harn, Jakob	FF	8
Hayes, Dale	FF/EMT/AO	9
Henson, Ronald C	Receptionist	
Iyall, Garrett	5/28/2020	Resigned
Johnson, Jacob	FF/EMT	6
Kraft, Bethany H	FF/EMT	2, 6
Kramer, Gavin	FF	9
Kubiak, Cody	FF	1
Lacy, Ben	FF/EMT	2
LaDue, Chris	BC	2, 6
Lara, Leroy	FF	6
Lee, Michael	FF	6
Leyva, Jennifer	FF/EMT	7
Leyva, Travis	EMT	2
Lindwall, Desiree	EMT	7
Liukkonen, David	7/28/2020	LoA
Longmire, Damian	BC	5, 9
Lukens, Thea	8/21/2020	LoA
Matunan, Claudette	FF	7
May, Nicolas	Recruit	
McCann, Dustin	FF/AO	4
McCosh, Devin	FF/EMT	4
McLeod, Stephen	1/13/2020	Resigned
Medina, Zachary	FF/EMT	8

Name	Rank/Date	Shift/Status
Meyers, Raymond	Recruit	
Milligan, Nicholas	FF	2
Mize, Art	Chaplain	
Mountjoy, Julian C	1/23/2020	Resigned
Neal, Brandon	4/27/2020	Resigned
Perry, Andrew	EMT	9
Petersen, Lisa	FF/EMT	5
Poole, James	FF/AO	7
Powell, Shelby	FF	1
Prine, Don	OSP	
Robinette, Les	BC	4, 7
Roebuck, Tara A	EMT	1
Rollman, Wyatt	FF	3
Sachet, James	5/26/2020	Resigned
Sheller, Elliot	FF/EMT	4
Sherman, Jauni	Recruit	
Sinclair, Sharon	Receptionist	
Skorna, Zach	Lieutenant	7
Stenerson, Ian	FF/AO	3
Stewart, Christopher	8/16/2020	LoA
Sullivan, Amber	FF/EMT	5
Thies, Kyle	6/1/2020	Resigned
Thomas, Drew	6/8/2020	Resigned
Timmis, David	8/3/2020	Resigned
Toth, Terry	FF/EMT	8
Valdez, Christian	FF	6
Van Kirk, Nick	FF/EMT	5

APPENDIX 7 - 2020 BUDGET VS ACTUAL, CASH BALANCE



APPENDIX 7A -- MONTHLY OPERATING EXPENDITURE VS BUDGET

