

DISTRICT MONTHLY REPORT: SEPTEMBER 2021

ADMINISTRATIVE:

- 1) Chief VanCamp convened a planning session for the District's 2022 capital budget program on September 7th. A review and update of the Capital Repairs & Replacements plan and budget was completed for Board review.
- 2) At the regular Board meeting held on September 14th, Chief VanCamp submitted his draft 2022 District Budget Policy Recommendations for review and ultimate adoption as part of the 2022 budget process.
- 3) On September 20th Secretary Stumpf met with Pacific Office Automations regarding project and maintenance work status.

MASTER PLANNING: Action Item Summary List:

- 2021 Goal #1--IR&R Staffing: see **Appendix 1.**
2021 Goal #2--Capital Repairs & Replacement: see **Appendix 2.**
2021 Goal #3--Training & Education Master Plan: see **Appendix 3.**
2021 Goal #4--Community Outreach Plan: see **Appendix 4.**

PUBLIC RELATIONS & COMMUNITY SERVICES:

District monthly WEBSITE contacts: page views: 1,082.

- 1) The Engine 81 crew provided a complementary safety inspection for a local residence on September 16th.
- 2) On September 23rd, the District hosted its second "blood mobile" drive at Station 8-1 (South Bay).

EMERGENCY RESPONSE: Total of 890 calls to date; 752 for 2008-20 average; (see attached **Monthly Call Summary Report Appendix 5**);

- 1) **Type of responses** for the month:

	Fire	ALS	BLS	Pub Sfty	False	Total
2021 In FD8	4	19	63	13	6	105
2021 Total	6	19	70	15	6	116
2020 (Total)	11	64 (Tot EMS)		14	4	93
Average ^{NOTE 1}	5	60 (Tot EMS)		9	3	77

- 2) **Average number of responders-per-incident** for the month:

	Total	Daytime	Night	Weekend
2021	3.4	3.1	3.7	3.5
2020	3.9	3.6	4.4	3.8

- 3) **Performance measures to Target Levels of Service*** for the month/year:

Response Zone	EMS			Fire		
	Total	Meet	Pct	Total	Meet	Pct
Station 8-1	46	35	76%	1	1	100%
Station 8-2	7	1	14%	0	0	0%
Station 8-3	25	11	44%	1	1	100%

Average	EMS			Fire		
	Total	Meet	Pct	Total	Meet	Pct
Avg 2021 To Date	62.7	37.8	60%	2.8	2.7	96%
Avg 2020	59.8	37.3	62%	3.6	3.2	88%
Avg 08-20 ^{NOTE 2}	54.0	34.4	64%	3.5	2.4	70%

*KEY: EMS targets: minimum 2 responders on scene within 8 minutes
Fire targets: minimum 4 responders on scene within 10 minutes
Does not include false alarms, service calls, mutual aid outside District.
NOTE 1: Combination of pre-merger FD7 and FD8, for 2008-2020 (monthly average)
NOTE 2: Combination of pre-merger FD7 and FD8, average for 2008-2020

4) **Delayed responses** for the month:

FD8	Date	Sta	Time	R/T	Incident Type	Comments	Shift
788	2 Sep 21	83A	03:45	9.00	BLSY Fall	6 min travel time from Sta 8-1; non-emergency	6
794	3 Sep 21	82C	19:18	10.26	BLS Unk Med Prob	Access problems at Pleasant Forest gate & drive-way	8
798	5 Sep 21	83A	02:44	9.36	BLS Fall	6 min travel time from Sta 8-1; non-emergency	9
809	7 Sep 21	83E	11:27	11.24	BLSY Patient Assist	E-83 responded from Sta 8-1; non-emergency	
811	7 Sep 21	83A	19:32	8.58	BLS Fall	8 min travel time from Sta 8-1	3
812	7 Sep 21	81F	23:29	9.21	ALS Chest Pain	Access problems at Pleasant Forest gate & drive-way	3
826	11 Sep 21	81L	23:40	10.39	BLSY Patient Assist	10 min travel time from Sta 8-1; non-emergency	6
829	12 Sep 21	81H	14:07	10.45	BLS Trauma	Difficulty in access address	8
830	12 Sep 21	83A	21:18	9.01	BLS Medical Alarm	6 min travel time from Sta 8-1; concurrent response	8
831	13 Sep 21	81J	00:41	16.54	BLS Bleeding	Delay in reporting out at scene	8
832	13 Sep 21	81J	01:16	10.51	BLS Sick Person	Dispatch error (house alarm did not activate)	8
837	14 Sep 21	81L	11:44	11.34	BLS Weakness	10 min travel time from Sta 8-1	
839	15 Sep 21	81E	02:19	9.08	ALS Heart Problem	Delay in reporting out at scene	1
844	16 Sep 21	81A	01:03	11.10	ALS Stabbing	Staged by law enforcement	2
845	16 Sep 21	83E	03:41	16.18	ALS Chest Pain	Difficulty access address; delay in reporting on-scene	2
846	16 Sep 21	83E	13:57	11.29	ALS Chest Pain	9-10 min travel time from Sta 8-1	
847	16 Sep 21	83G	17:07	10.53	BLS Medical Alarm	Difficulty access address and contact person	
851	18 Sep 21	82A	04:10	10.16	BLS Sick Person	10 min travel time from Sta 8-1	4
861	20 Sep 21	81F	12:52	25.08	ALS Unk Med Prob	Staged by law enforcement	
863	20 Sep 21	83G	14:03	12.30	BLS Fall	5-6 min travel time from Sta 8-1; concurrent response	
879	25 Sep 21	82B	08:41	11.37	BLS Sick Person	9-10 min travel time from Sta 8-1; non-emergency	3
884	26 Sep 21	83G	13:20	17.22	ALS Seizure	Delay in reporting out at scene	4
886	27 Sep 21	83G	10:12	12.33	BLS Weakness	12 min travel time from Sta 8-1	
889	28 Sep 21	82C	11:08	10.15	BLSY Patient Assist	9-11 min travel time from Sta 8-1; non-emergency	

IR&R STAFFING LEVELS: Staffing levels for the month:

Staffing Targets by Position:		Station 8-1	Station 8-3	Note
Dayshift	Battalion Chief:	91%		A
	Engine/EMS Company:	100%	45%	B
	Station Staffed:	100%	45%	
Night & Weekend	Battalion Chief:	89%		
	Company Officer:	100%	29%	B
	Engine Company:	100%	29%	B,C
	EMS Company:	100%	53%	D
	Operations Support (Tenders)	66%		E
Total	Summary of Staffing Level for the Month:	100%	50%	D
Total	District Wide Staffing for the Month:	75%		

Notes:

- A) Includes weekday holidays when BC not staffed;
- B) Includes BC assigned as Company Officer if needed;
- C) May be cross-trained/certified staff (e.g. Firefighter-EMT);
- D) Includes minimum target staffing of Aid Unit 83 at Station 8-3; and
- E) Operations Support Program staff for on-call for Driver-Operator & Tender response.

Volunteer Staffing: status for the current month: see **Appendix 6**.

PERSONNEL MANAGEMENT, SAFETY & TRAINING:

- 1) 3rd Quarter training topics:
 - EMS review;
 - Ongoing driver-operator training & skills; and
 - Map test.
- 2) 3rd Quarter Medic-One OTEP:
 - OTEP for traumatic brain injuries; and
 - OTEP adult CPR.
- 3) Leadership:
 - Officer Development Program review;
 - Apparatus and facility work order process; and
 - Communications process for scheduled vendor and maintenance.
- 4) Annual requirements:
 - Bloodborne pathogens;
 - Driver's training;
 - First-aid training & certification (L&I requirement for firefighters);
 - Haz-mat Operations level training/re-certification;
 - Hazard communications "Right to Know";
 - Hearing protection;
 - Heat & cold stress prevention;
 - Lead awareness;
 - Portable fire extinguishers;
 - Respiratory equipment (PPE);
 - SCBA fit testing;
 - Asbestos awareness; and
 - Technical rescue skills.
- 5) Other:
 - The District Operations Team met on September 2nd.
 - The apparatus driver-operator program has three members that have completed the written components and are preparing for testing in October.
 - Five new firefighters are completing their 6-month probationary training (August through February).
 - One recruit and two current firefighters are enrolled in the Medic One EMT class; one recruit is enrolled in the Thurston County Recruit Academy.
 - Training compliance for third quarter is 98%.
 - Chief LeMay attended a virtual class on property tax levies on September 14th and 15th.
 - On September 27th, Chiefs VanCamp, LeMay and Secretary Stumpf attended a webinar hosted by the Department of Labor & Industries regarding participation in their Firefighter Illness & Injury Reduction Program (FIIRE); the District is enrolled in this program which will help reduce its premiums for industrial insurance.
 - On September 28th, Chief VanCamp participated in a Washington Fire Chiefs' sponsored webinar on finding and addressing waste in the organization.

PERSONNEL MANAGEMENT, RELATIONS:

- 1) At the September 14th Board meeting, Chief LeMay provided a briefing on the status of volunteer responder programs in other fire departments in Thurston County as compared to the District's program.

EQUIPMENT & FACILITIES:

- 1) Apparatus & Equipment:
 - a. Seven volunteer and three career apparatus driver-operators are on shift; in addition, one is currently on light duty.
 - b. The District's fire hose and ladder equipment underwent its annual testing on September 11th and 12th.

- 2) Facilities:
 - a. At the September 14th Board meeting, Chief McBride provided a report on the electrical system damage at the Station 8-3 (Boston Harbor) Annex; repairs are being made to correct the problem.

FINANCIAL: (see also Budget Reports provided by the District Secretary).

Cash Balance	Fund 6680 Operations	Note	Fund 6681 CR&R	Note	Fund 6683 Reserve	Note	Fund 6685 Cap Fac Proj	Note
Beg. 1 Jan 20	\$ 931,802		\$ 883,289		\$ 1,292,090		\$ 1,518,573	
Current Balance	\$ 580,787	1,3	\$ 842,658	1,3	\$ 2,402,271	1,3	\$ 1,298,319	1,3
Budget End Bal	\$ 765,300	2,3,4	\$ 1,090,000	2,3,4	\$ 1,313,000	2,3	\$ 1,540,000	2,3

Notes:

- 1: As of 1 October 2021.
- 2: Estimates based upon preliminary tax revenue calculations & fully accounted expensed for remaining budget year.
- 3: Interest rates for current period:
 LGIP Pool: 1.74 %
 TCIP Pool: 1.81 %.
- 4: Includes transfer of \$286,000 from Fund 6680 to Fund 6681 (November 2021).

Operating Cash Flow: projected for the year: see **Appendix 7**.

Operating Expenditures vs Budget: **Appendix 7a**



2021 District Goal #1 Status Report

September

STATUS:



Not Started



Started



In-Progress



Complete (Project)





Complete-Ongoing (Program)

The District shall achieve 98% District-wide minimum Incident Readiness & Response (IR&R) staffing levels, as identified in the *District Target Levels of Service (TLoS)*.

Achievement of District-wide staffing goal for the month:

JAN	FEB	MAR	APR	MAY	JUN	JUL	AUG	SEP	OCT	NOV	DEC
95%	96%	95%	94%	97%	92%	82%	73%	75%			

- 1)  **Priority #1:** The Operations-Training & Safety Team, led by AC LeMay, shall ensure qualified staffing for a minimum of 2 Apparatus Driver-Operators (ADO) for each shift by December 2021.
 - Continued limitation for staffing at Station 8-3 (Boston Harbor) in September (see above) due to ADO and officer limitations.

- 2)  The Operations-Training & Safety Team, led by AC LeMay, will develop a register for the Resident Responder Program, evaluate & select members (for a target level of 6) and implement shift staffing for Station 8-2 (Johnson Point) by January 2022. This objective will depend upon termination of SARS-COV2 / COVID-19 pandemic special precautions.
 - Recruitment process still on hold due to COVID-19 restrictions.



2021 District Goal #2 Status Report September

STATUS:



Not Started



Started



In-Progress







Complete (Project)



Complete-Ongoing (Program)

The District will review the Capital Repairs & Replacement (CR&R) Plan and Budget to the optimize apparatus and major equipment replacement schedule to better conform with recently adopted master plans.

- 1)  The Facilities & Equipment Team, led by Chief VanCamp, will review the Plan and provide recommendations for changes to Chief VanCamp by March 2021.
 - Complete.
- 2)  Chief VanCamp will provide a proposed amendment to the CR&R Plan and Budget to the Board by June 2021.
 - Complete.
- 3)  The Facilities & Equipment Team, led by Chief VanCamp, will ensure projects approved for 2021 be initiated and implemented as soon as possible based on each project's schedule.
 - Facilities projects delayed due to high cost and limited availability of construction resources.
- 4)  By August 2021, the Operations-Training & Safety Team, led by AC LeMay, will ensure all relevant District Driver-Operators will be qualified to operate the replacement Type 1 engine (currently scheduled for delivery in June 2021).
 - Delay in placing new vehicle into service because of shop scheduling.



2021 District Goal #3 Status Report September

STATUS:



Not Started



Started



In-Progress






Complete (Project)



Complete-Ongoing (Program)

The District will continue to implement the provisions of the IR&R District Training & Education program.

- 1)  **Priority #2:** The Operations-Training & Safety Team, led by AC LeMay, will develop and implement the initial phase of a comprehensive officer skills maintenance training program (in addition to the existing Officer Development Program) for all existing District officers by June 2021.
 - Complete.
- 2)  **Priority #3:** By September 2021, the Operations-Training & Safety Team, led by AC LeMay, will review the current volunteer recruitment, evaluation, selection, orientation and initial training process with respect to
 - a) Ability to meet IR&R staffing requirements;
 - b) Durability from diminishing applicant pools, increasing job performance requirements, need for supervision & mentoring and economic, social and health (e.g. pandemic) conditions; and
 - c) Incentives to increase retention.
 - Complete; continuing to monitor volunteer census with recent applications for leave of absence.
- 3)  The Operations-Training & Safety Team, led by AC LeMay, will evaluate the current District Officer Development Program, and provide a recommendation for any modifications to Chief VanCamp by December 2021.
 - A formal/expanded program is being developed to build upon the current ODP; one member currently enrolled.



2021 District Goal #4 Status Report

September

STATUS:



Not Started



Started



In-Progress







Complete (Project)



Complete-Ongoing (Program)

The District will reach out and inform its citizens and customers through an ongoing public communications program.

- 1)  The Executive Team will develop and communicate “subjective” messages focusing on “who we are” and “what our mission is” by March 2021.
 - Complete (ongoing).
- 2)  The Executive Team will develop and communicate “objective” messages focusing on direct and indirect impacts/benefits (“outcomes”) to citizens by June 2021.
 - Complete (ongoing).
- 3)  The Executive Team will develop and communicate “objective” messages focusing on District resources (people, capital assets, practices) and business efficiency/effectiveness (“inputs”) by September 2021.
 - Complete (ongoing).
- 4)  The Executive Team will develop and communicate “subjective” messages focusing on customer expectations and District strategic direction and overall “outcomes” by December 2021.
 - Board and Staff reviewing and updating operational and financial strategies.

APPENDIX 5- MONTHLY RESPONSE RECORD

Inc #	Date	Sta Zone	Grid	Location	Alarm Time	Resp Time	Type	Resp	Shift #
783	1 Sep 21	83A	H15	3838 Boston Harbor Rd NE	07:48	4.33	BLS Medical Alarm	2	
784	1 Sep 21	81A	I17	3506 Shincke Rd NE	10:50	0.00	BLS Breathing Prob	5	
785	1 Sep 21	81A	I17	3506 Shincke Rd NE	00:00	0.00	ALS Breathing Prob	3	
786	1 Sep 21	81B	G17	5329 Lemon Rd NE	16:25	6.43	Structure Fire	9	
787	1 Sep 21	81A	I17		19:07	0.00	Staff Call-back	2	
788	2 Sep 21	83A	G15	4806 Cushman Rd NE # 129	03:45	9.00	BLSY Fall	3	6
789	2 Sep 21	81H	I18	Sleater Kinney @ 31st Ave NE	11:51	4.11	ALS MVA	5	
790	2 Sep 21	83G	D18	8334 Libby Rd NE	16:55	N/A	Fire Alarm Activation	3	
791	2 Sep 21	81B	G17	5329 Lemon Rd NE	20:12	8.25	Smoke Investigation	3	7
792	3 Sep 21	81H	I18	4507 Pleasant Glade Rd NE	09:33	5.57	BLS Sick Person	3	
793	3 Sep 21	81A	H17	Chehalis Western @ Shincke Rd NE	11:44	2.14	BLS Unk Med Prob	5	
794	3 Sep 21	82C	E20	7230 Puget Beach Rd NE	19:18	10.26	BLS Unk Med Prob	3	8
795	3 Sep 21	307	J17	2821 12th Ave NE	20:31	7.53	Burn Ban Violation	4	8
796	3 Sep 21	81A	I17	2835 Lilly Rd NE	22:23	4.00	BLS Sick Person	3	8
797	4 Sep 21	307	K17	819 South Bay Rd NE	16:53	11.49	Burn Ban Violation	4	9
798	5 Sep 21	83A	G15	4806 Cushman Rd NE #124	02:44	9.36	BLS Fall	3	9
799	5 Sep 21	83A	H16	1544 38th Ln NE	09:06	8.25	BLS Breathing Prob	5	1
800	5 Sep 21	83A	H15	4446 Boston Harbor Rd NE	13:21	3.53	BLS Illness	2	1
801	5 Sep 21	83A	I15	3541 Boston Harbor Rd NE	16:10	7.04	Structure Fire	6	1
802	5 Sep 21	81B	I17	3121 36th Ave NE	18:48	4.05	BLS Fall	3	1
803	6 Sep 21	81E	H20	6831 Condor Lp NE	00:29	2.08	ALS Breathing Prob	4	1
804	6 Sep 21	81A	I17	2839 28th Ln NE	06:38	5.38	BLSY Fall	4	
805	6 Sep 21	81L	F21	7730 61st Ave NE	14:21	8.40	ALS Bicycle Collision	4	
806	6 Sep 21	83A	H15	4446 Boston Harbor Rd NE	14:49	6.32	BLS Sick Person	4	
807	6 Sep 21	82A	C19	Johnson Point @ 92nd Ave NE	18:25	8.09	BLS MVA	7	2
808	7 Sep 21	307	J16	2312 20th Ave NE	03:19	7.29	BLS Hand Injury	3	2
809	7 Sep 21	83E	E15	602 Bromley Ln NE	11:27	11.24	BLSY Patient Assist	2	
810	7 Sep 21	83A	H16	4013 Baker Ames Rd NE	14:54	N/A	Fire Alarm Activation	3	
811	7 Sep 21	83A	F16	2315 66th Ave NE	19:32	8.58	BLS Fall	4	3
812	7 Sep 21	81F	G19	4922 Puget Rd NE #42-1	23:29	9.21	ALS Chest Pain	4	3
813	8 Sep 21	83E	F16	Woodard Bay @ Boston Harbor Rd NE	15:01	3.49	BLS MVA	4	
814	8 Sep 21	81F	H19	5737 Middleridge Ct NE	17:40	5.16	ALS Chest Pain	3	
815	8 Sep 21	83A	F16	2315 66th Ave NE	20:20	8.08	BLSY Patient Assist	3	4
816	9 Sep 21	81J	I15	1120 Ames Rd NE	08:03	N/A	Service Call	2	
817	9 Sep 21	83E	E15	6710 Boston Harbor Rd NE	11:00	10.26	Wires Down	4	
818	9 Sep 21	81C	I16	3508 Friendly Grove Rd NE	14:23	2.17	BLSY Patient Assist	2	
819	9 Sep 21	81A	I18	3212 Skooter Ln NE	16:27	2.40	BLS Seizure	3	
820	9 Sep 21	81H	G18	5536 South Bay Terrace Dr NE	17:29	5.40	BLS Illness	3	
821	9 Sep 21	O3E	J17	3504 12th Ave NE #12	21:28	4.52	BLS Sick Person	2	5
822	10 Sep 21	81C	I16	3508 Friendly Grove Rd NE	03:33	5.22	BLS Sick Person	4	5
823	10 Sep 21	81E	H19	Foxhall @ 46th Ct NE	05:58	8.22	Private Vehicle Fire	6	
824	10 Sep 21	81F	G19	Johnson Point @ Puget Rd NE	11:40	5.20	BLS MVA	5	
825	10 Sep 21	307	J16	2415 26th Ave NE	22:55	6.47	BLS Medical Alarm	3	6
826	11 Sep 21	81L	G20	6718 Prairie Ridge Dr NE	23:40	10.39	BLSY Patient Assist	3	6
827	11 Sep 21	83E	D15	544 Dover Point Pl NE	04:23	12.43	Fire Alarm Activation	3	6
828	11 Sep 21	81C	I16	2809 Friendly Grove Rd NE	19:55	5.36	BLS Fall	3	7
829	12 Sep 21	81H	I19	2847 Jorgenson Rd NE	14:07	10.45	BLS Trauma	4	8
830	12 Sep 21	83A	G15	4806 Cushman Rd NE #160	21:18	9.01	BLS Medical Alarm	4	8
831	13 Sep 21	81J	I15	2520 Gull Harbor Rd NE	00:41	16.54	BLS Bleeding	4	8
832	13 Sep 21	81J	I15	2620 Gull Harbor Rd NE	01:16	10.51	BLS Sick Person	4	8
833	13 Sep 21	81A	I17	3048 South Bay Rd NE	09:43	2.48	ALS Chest Pain	2	
834	13 Sep 21	83G	E16	7025 Libby Rd NE	12:26	7.05	Smoke Investigation	2	
835	13 Sep 21	83E	E15	411 73rd Ave NE	12:42	5.25	Service Call	3	
836	13 Sep 21	307	J17	2802 12th Ave NE	18:16	5.02	BLS Weakness	3	9
837	14 Sep 21	81L	G20	5405 St Charles Lp NE	11:44	11.34	BLS Weakness	3	

APPENDIX 5- MONTHLY RESPONSE RECORD

Inc #	Date	Sta Zone	Grid	Location	Alarm Time	Resp Time	Type	Resp	Shift #
838	14 Sep 21	81E	H20	3600 Eagle Dr NE	11:45	N/A	BLS Unk Med Prob	2	
839	15 Sep 21	81E	I20	7024 Tolmie Ct NE	02:19	9.08	ALS Heart Problem	5	1
840	15 Sep 21	81J	I16	2615 Bethel St NE	09:48	6.00	BLS Headache	2	
841	15 Sep 21	81L	G20	5440 St Charles Lp NE	16:26	9.25	Fire Alarm Activation	4	
842	15 Sep 21	83C	G16	5245 Libby Rd NE	17:06	5.53	BLS Back Pain	4	
843	15 Sep 21	83A	F16	5834 Boston Harbor Rd NE	18:17	4.13	BLS Fall	4	2
844	16 Sep 21	81A	I17	2722 South Bay Rd NE	01:03	11.10	ALS Stabbing	4	2
845	16 Sep 21	83E	E16	6631 Brinkwood St NE	03:41	16.18	ALS Chest Pain	3	2
846	16 Sep 21	83E	E16	7300 Zangle Rd NE	13:57	11.29	ALS Chest Pain	3	
847	16 Sep 21	83G	D17	8336 Libby Rd NE	17:07	10.53	BLS Medical Alarm	2	
848	16 Sep 21	81E	H19	5737 Middleridge Ct NE	19:13	6.45	ALS Respiratory Prob	4	3
849	17 Sep 21	81H	I18	2726 Sleater Kinney Rd NE	13:07	6.37	Wires Down	3	
850	17 Sep 21	81F	H19	5737 Middleridge Ct NE	15:53	5.16	ALS Breathing Prob	3	
851	18 Sep 21	82A	C19	8645 Johnson Point Rd NE	04:10	10.16	BLS Sick Person	2	4
852	18 Sep 21	81B	F17	6220 Lemon Rd NE	06:23	6.14	Wires Down	3	5
853	18 Sep 21	82B	E20	6915 Marvin Rd NE	10:07	8.39	BLS Fall	3	5
854	18 Sep 21	81J	I16	2615 Bethel St NE	12:59	N/A	BLS Assist L/E	3	5
855	18 Sep 21	81A	F17	7300 Woodard Bay Rd NE	17:07	5.35	BLS Unk Med Prob	4	5
856	18 Sep 21	O1D	K15	108 Franklin St NE	21:05	5.28	Structure Fire (MA)	3	5
857	19 Sep 21	81L	H20	4210 Legacy Dr NE	22:32	8.12	BLS Syncope	3	6
858	20 Sep 21	81H	I19	2930 Jorgenson Rd NE	01:22	7.10	BLS Breathing Prob	3	6
859	20 Sep 21	83G	D18	8410 Libby Rd NE	09:27	N/A	BLS Medical Alarm	3	
860	20 Sep 21	81C	I16	3333 Friendly Grove Rd NE	11:43	3.56	ALS Unconscious	4	
861	20 Sep 21	81F	G19	4922 Puget Rd NE	12:52	25.08	ALS Unk Med Prob	3	
862	20 Sep 21	81E	F19	6000 Johnson Point Rd NE	13:14	N/A	Brush Fire	3	
863	20 Sep 21	83G	D17	8037 Libby Rd NE	14:03	12.30	BLS Fall	4	
864	20 Sep 21	83A	I16	1502 33rd Ave NE	14:10	2.55	ALS Chest Pain	2	
865	20 Sep 21	82A	C18	9525 Johnson Point Lp NE	15:29	11.15	Fire Alarm Activation	2	
866	20 Sep 21	82A	E19	6948 Diann St NE	17:49	8.18	Smoke Investigation	2	
867	20 Sep 21	81H	H18	3845 Sleater Kinney Rd NE	18:00	3.04	BLS MVA	6	7
868	20 Sep 21	81E	I20	3404 Eagle Dr NE #A	22:10	7.38	BLS Syncope	3	7
869	21 Sep 21	83A	G16	4940 Boston Harbor Rd NE	05:18	6.12	BLS Dizziness	4	7
870	21 Sep 21	81A	I17	2835 36th Ave NE	08:12	4.31	BLS Seizure	2	
871	21 Sep 21	81H	H18	3939 South Bay Lp NE	14:20	4.12	BLS Respiratory Prob	3	
872	22 Sep 21	81C	I16	2809 Friendly Grove Rd NE	07:25	5.12	BLSY Patient Assist	2	
873	22 Sep 21	307	J16	2415 26th Ave NE	18:07	4.18	BLSY Patient Assist	3	9
874	22 Sep 21	83E	E16	6631 Brinkwood St NE	18:19	5.04	BLS Breathing Prob	5	9
875	23 Sep 21	83E	E16	6631 Brinkwood St NE	14:06	5.17	BLS Breathing Prob	3	
876	24 Sep 21	81J	I16	1715 33rd Ave NE	12:01	5.08	BLS Unk Med Prob	3	
877	24 Sep 21	81A	I17	3506 Shincke Rd NE	15:35	0.00	BLS Mental Prob	3	
878	24 Sep 21	81F	H19	3915 Foxhall Dr NE	15:52	5.05	ALS Allergic Reaction	3	
879	25 Sep 21	82B	E20	7324 Marvin Rd NE	08:41	11.37	BLS Sick Person	4	3
880	25 Sep 21	81F	H19	5737 Middleridge Ct NE	15:13	6.08	ALS Tachycardia	4	3
881	25 Sep 21	81A	I17	2839 28th Ln NE	17:40	5.53	BLS Weakness	4	3
882	25 Sep 21	81L	F21	7730 61st Ave NE	18:04	10.57	Water Rescue	4	3
883	25 Sep 21	81A	I17	3111 South Bay Rd NE	22:33	3.40	BLS Fall	3	3
884	26 Sep 21	83G	C17	3216 Fishtrap Lp NE	13:20	17.22	ALS Seizure	4	4
885	26 Sep 21	81H	I18	3505 Sleater Kinney Rd NE	17:18	3.42	BLS Sick Person	3	4
886	27 Sep 21	83G	C17	3216 Fishtrap Lp NE	10:12	12.33	BLS Weakness	2	
887	27 Sep 21	82A	E18	4303 68th Ave NE	20:50	8.42	BLS Fall	3	5
888	27 Sep 21	82B	D20	78th @ Walnut Rd NE	21:28	5.05	Service Call	4	5
889	28 Sep 21	82C	F20	6826 60th Ct NE	11:08	10.15	BLSY Patient Assist	3	
890	28 Sep 21	82A	C19	Johnson Pt Lp @ Johnson Point Rd NE	12:03	9.52	Wires Down	3	
891	28 Sep 21	82A	E19	5035 70th Ave NE	12:58	7.45	BLS Breathing Prob	3	
892	28 Sep 21	81L	G20	7148 Deerfield Park Dr NE	15:10	0.00	Service Call	3	

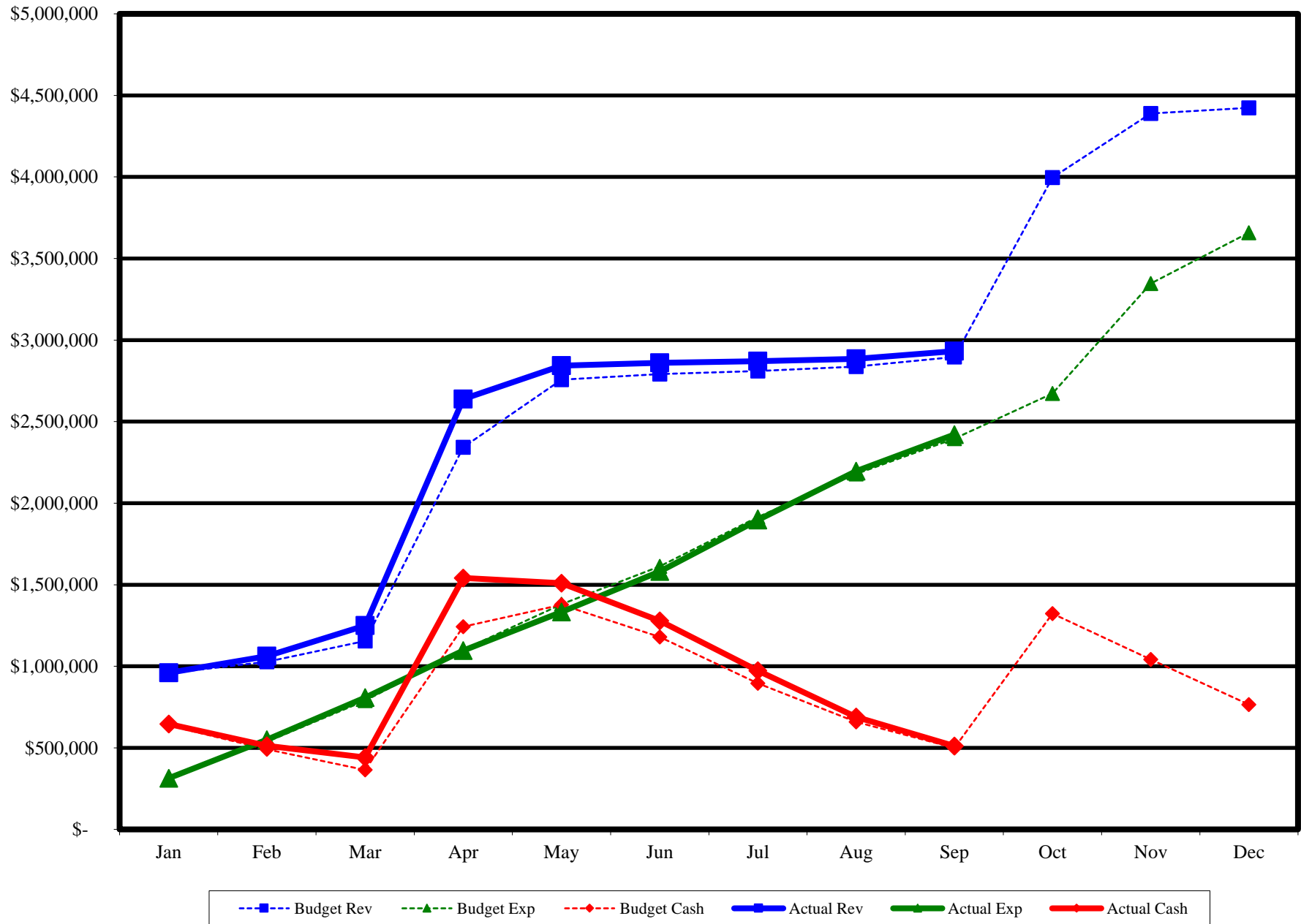
APPENDIX 5- MONTHLY RESPONSE RECORD

Inc #	Date	Sta Zone	Grid	Location	Alarm Time	Resp Time	Type	Resp	Shift #
893	28 Sep 21	1A1	AA5	20320 James Rd SW	16:08	N/A	Structure Fire (MA)	1	
894	28 Sep 21	81A	E17	6703 Shincke Rd NE	19:07	6.50	Fire Alarm Activation	6	6
895	30 Sep 21	307	K17	421 Devoe St NE	09:32	6.04	BLS Sick Person	2	
896	30 Sep 21	307	J17	3039 Lindell Rd NE	10:50	6.27	BLS Seizure	2	
897	30 Sep 21	81A	I17	2840 27th Ln NE	14:48	N/A	BLS Medical Alarm	2	
898	30 Sep 21	83A	G15	Boston Harbor & 46th Ave NE	20:35	5.43	BLS MVA	5	8

MONTHLY REPORT APPENDIX 2: VOLUNTEER STAFFING ROSTER

NAME	RANK/STATUS	SHIFT/DATE	NAME	RANK/STATUS	SHIFT/DATE	NAME	RANK/STATUS	SHIFT/DATE
Armstrong, Walker	OSP		Gill, Patricia Ann	Admin Staff		Morgan, Jennifer	Resigned	8/12/2021
Bahr, Michaela	Resigned	8/13/2021	Gormley, Robert	Lieutenant	9	Perry, Andrew	EMT	7
Bain, Tyler	LoA	9/1/2021	Harn, Jakob	FF	8	Petersen, Lisa	Resigned	4/28/2021
Barnett, Cody	FF	2	Hayes, Dale	FF/EMT/AO	4	Poole, James	FF/AO	6
Bonser, William A	FF/EMT/AO	D	Henson, Ronald C	Admin Staff		Powell, Shelby	LoA	6/25/2021
Bourque, Mitch	FF/EMT	4	Johnson, Jacob	Resigned	7/9/2021	Prine, Don	OSP	
Brandt, Robert	LoA	8/6/2021	Kraft, Bethany H	FF/EMT	6	Robinette, Les	LoA	9/18/2020
Bushaw, Bladden M	FF/EMT	3	Kramer, Gavin	FF	9	Schneegas, Sean	FF	1
Carlton, Susan E	Admin Staff		Kubiak, Cody	Resigned	9/24/2021	Sheller, Elliot	FF/EMT	2
Chapman, Cody R	FF/EMT	8	Lacy, Ben	FF/EMT	2	Sherman, Jauni	Resigned	4/19/2021
Clemens, Jonathan	EMSO		LaDue, Chris	LT	2, 6	Stenerson, Ian	FF/AO	3
Cochran, Ann	Admin Staff		Langer, Emilie	recruit		Stewart, Christopher	FF/AO	4
Dicke, Ben	FF/AO	8	Lara, Leroy	Resigned	4/16/2021	Sullivan, Amber	FF/EMT	5
Dixon, Robert	FF	7	Lee, Michael	Resigned	5/12/2021	Tomal, Torrey	Recruit	
Dodge, David	Lieutenant	4	Leyva, Travis	FF/EMT	7	Toth, Terry	LoA	6/30/2021
Estrada, Diana	LoA	2/10/2021	Lindwall, Desiree	LoA	9/18/2021	Valdez, Christian	FF	6
Fass, Bonnie	Admin Staff		Liukkonen, David	Resigned	7/25/2021	Van Kirk, Nick	FF/EMT	3
Fitzgerald, Tara	FF/EMT	1	McCann, Dustin	FF/AO	2	Williams, Tom	LoA	11/3/2020
Freed, Richard	FF	9	McCosh, Devin	LoA	6/30/2021	Wrinkle, Gregory	LoA	9/18/2021
Frost, Shane	Resigned	3/11/2021	Milligan, Nicholas	FF/EMT	3	Youngs, John	FF/EMT/AO	9
Frymire, Nicholas	FF	6	Mize, Art	Chaplain		Zimmerman, Jacob	Resigned	2/2/2021
Gettle, Eric James	FF/EMT	1	Morgan, Jennifer	Resigned	8/12/2021	Zolman, Reagan	LoA	10/25/2020
						Zopolis, James P	Admin Staff	
						Zvirzdys, Joshua	Resigned	7/30/2021

APPENDIX 7 - 2021 BUDGET VS ACTUAL, CASH BALANCE



APPENDIX 7A -- MONTHLY OPERATING EXPENDITURE VS BUDGET

