

DISTRICT MONTHLY REPORT: JULY 2022

ADMINISTRATIVE:

- 1) At their July 12th regular meeting, the Board approved an update to District Policy 3-30 "Member Performance Evaluations".

MASTER PLANNING: Action Item Summary List:

- 2022 Goal #1--Staffing Plan/Model: see **Appendix 1.**
- 2022 Goal #2--Collective Bargaining Agreement: see **Appendix 2.**
- 2022 Goal #3--District Financial Plan: see **Appendix 3.**

PUBLIC RELATIONS & COMMUNITY SERVICES:

District monthly WEBSITE contacts: page views: 773.

- 1) On July 3rd, the District was represented by Chief VanCamp with parade engine 822 at the annual kids bicycle parade at Boston Harbor. Later that same day, a crew was assigned to attend the Independence Day fireworks event.
- 2) On July 4th, Commissioner Kilpatrick and Chief VanCamp participated in the Tumwater Independence Day parade, again, with Engine 822.
- 3) During the month, the District Community Outreach Team sponsored the following activities: various fireworks safety messages on social media, held a "popsicle pop-up" at Tolmie State Park on July 9th, reminders of the seasonal outdoor burn bans on July 14th, sent encouragement to citizens and members on "selfies" pictures for the District photo archives, held a "popsicle pop-up" at Burfoot County Park on July 24th and provided preparedness messages for wildland-urban interface fires protection.

EMERGENCY RESPONSE: Total of 746 calls to date in 2022; 593 for 2008-21 average; (see attached **Monthly Call Summary Report Appendix 5**);

- 1) **Type of responses** for the month:

	Fire	ALS	BLS	Pub Sfty	False	Total
2022 In FD8	5	29	65	9	2	110
2022 Total	8	36	68	9	2	123
2021 (Total)	9	81	(Tot EMS)	15	1	106
Average ^{NOTE 1}	8	66	(Tot EMS)	13	3	89

- 2) **Average number of responders-per-incident** for the month:

Total	Daytime	Night	Weekend
3.4	3.0	3.8	3.6

- 3) **Performance measures to Target Levels of Service*** for the month/year:

Response Zone	EMS			Fire		
	Total	Meet	Pct	Total	Meet	Pct
Station 8-1	53	29	55%	5	5	100%
Station 8-2	14	1	7%	0	0	0%
Station 8-3	25	13	52%	0	0	0%
A5verage	EMS			Fire		
	Total	Meet	Pct	Total	Meet	Pct
Avg 2022 To Date	71.3	41.7	59%	2.9	2.3	80%
Avg 2021	64.5	38.4	60%	2.3	2.3	97%
Avg 08-21 ^{NOTE 2}	55.1	34.9	63%	3.4	2.5	73%

*KEY: EMS targets: minimum 2 responders on scene within 8 minutes
Fire targets: minimum 4 responders on scene within 10 minutes
 Does not include false alarms, service calls, mutual aid outside District.
 NOTE 1: Combination of pre-merger FD7 and FD8, for 2008-2021 (monthly average)
 NOTE 2: Combination of pre-merger FD7 and FD8, average for 2008-2021

4) BLS transports by FD8 for the month: 4.

5) Delayed responses for the month:

FD8	Date	Sta	Time	R/T	Incident Type	Comments	Platoon
633	3 Jul 22	81E	01:45	9.02	ALS ALoC	7-8 min travel time from Sta 8-1	B
637	3 Jul 22	81E	22:41	9.34	BLSY Patient Assist	7-8 min travel time from Sta 8-1; non-emergency	C
641	4 Jul 22	82A	15:50	11.47	BLS Dizziness	10-13 min travel time from Sta 8-1; non-emergency	B
643	5 Jul 22	81E	03:55	9.16	BLSY Patient Assist	7-8 min travel time from Sta 8-1; non-emergency	B
645	5 Jul 22	81B	07:58	10.24	ALS Unresponsive	Delayed response due to concurrent incident	C
646	5 Jul 22	82B	08:39	9.24	BLS Breathing Prob1	Delayed response due to concurrent incident	C
647	5 Jul 22	81F	09:26	11.07	BLS Pain	Address signage deficiency, difficulty in locating scene	C
656	7 Jul 22	83A	17:28	12.23	BLS Assist L/E	Staged by law enforcement	C
673	14 Jul 22	81L	09:27	11.28	BLSY Fall	10-12 min travel time from Sta 8-1; non-emergency	C
674	14 Jul 22	81L	14:08	13.10	BLSY Patient Assist	10-12 min travel time from Sta 8-1; non-emergency	C
675	15 Jul 22	81L	08:38	10.50	BLSY Patient Assist	10-12 min travel time from Sta 8-1; non-emergency	A
676	15 Jul 22	83G	12:24	14.12	BLS Fall	11-13 min travel time from Sta 8-3; non-emergency	A
679	15 Jul 22	81L	22:46	11.33	BLSY Patient Assist	10-12 min travel time from Sta 8-1; non-emergency	A
680	16 Jul 22	81L	10:55	14.06	BLSY Patient Assist	10-12 min travel time from Sta 8-1; non-emergency	C
682	16 Jul 22	81L	15:14	9.42	BLS Fall	9-10 min travel time from Sta 8-1	C
690	18 Jul 22	82A	16:17	11.06	BLS Laceration	10-11 min travel time from Sta 8-1	B
692	19 Jul 22	83E	11:47	9.50	BLSY Patient Assist	6-7 min travel time from Sta 8-3; non-emergency	A
697	20 Jul 22	82A	08:49	14.05	BLS Fall	10-12 min travel time from Sta 8-1; non-emergency	B
704	22 Jul 22	83A	07:46	13.32	BLS Fall	Incorrect address provided by caller/Tcomm	B
705	22 Jul 22	81L	10:26	12.59	BLS Abdom Pain	12 min travel time from Sta 8-1	B
711	23 Jul 22	81L	23:28	12.27	BLS Low BP	10-12 min travel time from Sta 8-1	C
712	24 Jul 22	81L	11:24	11.21	BLS Fall	10-12 min travel time from Sta 8-1	A
714	24 Jul 22	82A	16:16	29.57	BLS Unk Med Prob	Staged by law enforcement	A
716	24 Jul 22	83E	20:00	10.25	ALS Chest Pain	10 min travel time from Sta 8-1	A
717	24 Jul 22	82A	20:09	14.21	ALS Breathing Problem	13-15 min travel time from Sta 8-1	A
718	25 Jul 22	83A	03:57	10.05	BLS Fall	8-10 min travel time from Sta 8-1	A
721	25 Jul 22	82A	18:34	11.49	BLS Illness	11 min travel time from Sta 8-1	C
722	25 Jul 22	83G	18:40	10.53	ALS Chest Pain	10-14 min travel time from Sta 8-3	C
728	27 Jul 22	83G	10:30	11.32	BLS Abdom Pain	Non-emergency response; encountered traffic enroute	B
731	27 Jul 22	81L	12:33	9.36	BLS Syncope	Delayed response due to concurrent incident	B
735	28 Jul 22	81L	20:36	11.34	BLSY Patient Assist	Non-emergency response; encountered traffic enroute	A
740	30 Jul 22	81F	02:26	9.44	BLSY Leg Cramp	Non-emergency response	B
741	30 Jul 22	81L	09:03	11.39	BLS Fall	10-12 min travel time from Sta 8-1	C
742	30 Jul 22	82C	13:04	10.17	BLS Unk Med Prob	10-12 min travel time from Sta 8-1	C
747	31 Jul 22	81L	03:38	12.32	BLSY Patient Assist	10-12 min travel time from Sta 8-1; non-emergency	C
748	31 Jul 22	82A	09:51	10.55	ALS Chest Pain	Delayed response due to training engagement	B
749	31 Jul 22	81L	11:07	13.21	BLSY Patient Assist	10-12 min travel time from Sta 8-1; non-emergency	B

IR&R STAFFING LEVELS: Staffing levels for the month:

Staffing Targets by Position:		Station 8-1	Station 8-3	Note
Engine	Platoon A (Shifts 1, 3 & 8)	100%	10%	
	Platoon B (Shifts 2,4 & 6)	100%	91%	
	Platoon C (Shifts 5,7 & 9)	100%	70%	
Aid Unit	Platoon A (Shifts 1, 3 & 8)	0%	70%	B
	Platoon B (Shifts 2,4 & 6)	0%	27%	B
	Platoon C (Shifts 5,7 & 9)	0%	30%	B
	Battalion Chief on duty	85%		A
	Operations Support (Tenders)	85%		D
Sub-total	Station 8-3 (North Olympia) Staffing for Month	94%		C
Total	District Wide Staffing for the Month:	97%		C

Notes:

- A) Does not include BC assigned as Company Officer if needed;
- B) Does not include cross-staffing from engine company if needed;
- C) Includes minimum target staffing of Aid Unit 83 at Station 8-3; and
- D) Operations Support Program staff for on-call Tender response.

Volunteer Staffing: roster for the current month: see **Appendix 6.**

PERSONNEL MANAGEMENT, SAFETY & TRAINING:

- 1) **3rd Quarter training topics:**
 - SCBA donning & doffing
 - Wildland fire refresher & shelter deployment
 - Driving Modules 1 and 2
 - Rope rescue refresher
- 2) **3rd Quarter EMS & Medic-One OTEP:**
 - Understanding shock & musculoskeletal Injuries
 - Eight minute patient vehicular extrication
 - CPR on adult
 - Trauma assessment
 - Update on stair-chair operation
- 3) **Leadership:**
 - Officer development (competency training)
 - Certifications and credentialing
 - Officer Development Program skills documentation
 - Policy and situational knowledge, skills & abilities
 - Public education & prevention (competency training)
- 4) **Annual requirements:**
 - Driver's training
 - First-aid training & certification
 - Hazardous Materials operations
 - Hazard Communications and Right-to-Know
 - Hearing protection
 - Heat & cold stress
 - Asbestos awareness
 - Lead awareness
 - Portable fire extinguisher training
 - Respiratory protection equipment knowledge testing
 - Self-Contained Breathing Apparatus fit testing
 - Technical rescue training
- 6) **Other:**
 - Facilities & Equipment Team (Chief, AC and F&E Staff), July 8th
 - All Officers Staff, July 7th BBQ and briefing from Chief VanCamp
 - Training & Education Team (Chief, AC and Training Officer), (no meeting)
 - Health & Safety Team (Chief, AC, Health & Safety Officer), (no meeting)
 - District Community Outreach Team, July 21st
 - District Senior Management (Assistant Chief & Battalion Chiefs), (no meeting)
 - The Engine 81 crew trained with Lacey FD3 Truck 31 crew on July 7th
 - Chief VanCamp attended training for the new Thurston County Emergency Radio Network (TCERN) portable radio equipment on July 14th

PERSONNEL MANAGEMENT, RELATIONS:

- 1) Representatives from the District and IAFF Local 2903 met on July 19th as part of the ongoing negotiations for renewal of the collective bargaining agreement.

EQUIPMENT & FACILITIES:

- 1) Apparatus & Equipment:
 - a. On July 13th Secretary Stumpf met with representatives from Pacific Office Automation on security and preventative measures for the District's information technology and media assets.
- 2) Facilities:
 - a. At their July 12th regular meeting, the Board approved the replacement of the District's building automated locks (included in the 2022 Capital Repairs & Replacement schedule and budget). District staff encountered difficulty in getting responsive bids for the project.
- 3) Information Technology:
 - a. 2nd Quarter pro-active service tickets (Pacific Office Automation): 174 (8 hr)
 - b. 2nd Quarter response service tickets: 79 (60 hr)

FINANCIAL: (see also Budget Reports provided by the District Secretary).

Cash Balance	Fund 6680 Operations	Note	Fund 6681 CR&R	Note	Fund 6683 Reserve	Note	Fund 6685 Cap Fac Proj	Note
Beg. 1 Jan 22	\$ 841,789		\$1,045,618		\$ 1,300,152		\$ 2,405,538	
Current Balance	\$ 1,502,873	1,3,5	\$ 1,128,068	1,3	\$ 1,305,236	1,3	\$ 1,663,790	1,3,4 & 5
Budget End Bal	\$ 995,376	2,3,4 & 5	\$ 811,012	2,3,4	\$ 1,313,000	2,3	\$ 1,322,038	2,3,4 & 5

Notes:

- 1: As of 1 August 2022.
- 2: Estimates based upon preliminary tax revenue calculations & fully accounted expensed for remaining budget year.
- 3: Interest rates for current period:
LGIP Pool: 1.74 %
TCIP Pool: 1.81 %.
- 4: Includes transfer of \$286,000 from Fund 6680 and \$345,500 from Fund 6685 into Fund 6681 (CR&R) in November 2022.
- 5. Include transfer of \$750,000 from Fund 6685 into Fund 6680 (Operations) in February 2022.

Operating Cash Flow: projected for the year: see **Appendix 7**.

Operating Expenditures vs Budget: **Appendix 7a**




2022 District Goal #1 Status Report

July

STATUS:



On Track



Some Delay/Difficulty






Significant Impact

The District shall prepare for and complete initial implementation of an agreed upon strategic staffing plan/model.

Achievement of District-wide staffing goal for the month:

JAN	FEB	MAR	APR	MAY	JUN	JUL	AUG	SEP	OCT	NOV	DEC
80%	88%	91%	93%	93%	94%	97%					

- 1)  Evaluation & decision on IR&R staffing model by December 2021. Complete.
- 2)  Identify implementation options, evaluation of alternatives and approval of recommendation of strategic IR&R staffing interim model by February 2022. Complete.
- 3)  Recommendation and approval of a five year (2023-2027) strategic IR&R strategic staffing plan by November 2022. Board approved re-adjustment of objective schedule (March 15th).



2022 District Goal #2 Status Report

July


STATUS:



On Track




Some Delay/Difficulty



Significant Impact

The District shall complete negotiations with the IAFF Local 2903 on the 2023-2025 Collective Bargaining Agreement.

- 1)  **The District and Union representatives will agree upon and ratify a new CBA by December 2022.** The sixth negotiations meeting was held on July 19th where proposals and counter-proposals were trades.




2022 District Goal #3 Status Report

July


STATUS:



On Track





Some Delay/Difficulty



Significant Impact

The District will adopt a 2023-2027 financial plan that will provide sufficient funding for the District to ensure adequate staffing, operational support and capital assets commensurate with the adopted IR&R staffing plan in Goal #1.

- 1)  The District will coordinate efforts to establish a clear and concise stakeholder communications plan by March 2022. District staff will incorporate this input and develop a second draft for the Board to review at their August regular meeting.
- 2)  The District will implement mechanisms to seek input from all stakeholders on estimated IR&R staffing cost/funding options by July 2022. Staff continue to develop strategic elements in coordination with ongoing collective bargaining agreement negotiations (*see Goal #2*).

APPENDIX 5- MONTHLY RESPONSE RECORD

Inc #	Date	Sta Zone	Grid	Location	Alarm Time	Resp Time	Type	Resp	Platoon #
630	1 Jul 22	81A	I17	3422 29th Ave NE	11:28	3.46	Service Call	3	A
631	1 Jul 22	81A	I17	3031 36th Ave NE	14:15	3.15	BLS Headache	3	A
632	2 Jul 22	81E	I20	6029 Tolmie Dr NE	04:33	8.12	BLSY Patient Assist	3	A
633	3 Jul 22	81E	I20	6029 Tolmie Dr NE	01:45	9.02	ALS ALoC	3	B
634	3 Jul 22	81E	H20	6631 Hawks Prairie Rd NE	12:39	8.03	Smoke Investigation	3	C
635	3 Jul 22	81A	I17	3031 36th Ave NE	14:27	3.13	ALS Neck Pain	3	C
636	3 Jul 22	318	H21	7532 Kodiak Ave NE	18:43	5.47	Fire 1 (Mutual Aid)	5	C
637	3 Jul 22	81E	I20	6029 Tolmie Dr NE	22:41	9.34	BLSY Patient Assist	3	C
638	3 Jul 22	81E	H20	6715 Falcon Way NE	22:58	6.36	BLS Assist L/E	3	C
639	4 Jul 22	81A	I17	3031 36th Ave NE	23:15	8.10	ALS Unk Med Prob	3	C
640	4 Jul 22	82A	E18	7201 Kellogg Dr NE	06:49	8.54	ALS Unconscious	4	B
641	4 Jul 22	82A	C20	6101 88th Ave NE	15:50	11.47	BLS Dizziness	3	B
642	4 Jul 22	81H	I19	4816 Pleasant Glade Rd NE	22:12	7.15	Brush 2	4	B
643	5 Jul 22	81E	I20	6029 Tolmie Dr NE	03:55	9.16	BLSY Patient Assist	4	B
644	5 Jul 22	81E	I20	6029 Tolmie Dr NE	07:09	7.43	BLSY Patient Assist	2	C
645	5 Jul 22	81B	I17	3031 36th Ave NE	07:58	10.24	ALS Unresponsive	4	C
646	5 Jul 22	82B	E20	7226 Marvin Rd NE	08:39	9.24	BLS Breathing Prob1	2	C
647	5 Jul 22	81F	G19	4922 Puget Rd NE #917	09:26	11.07	BLS Pain	2	C
648	5 Jul 22	81F	G19	4922 Puget Rd NE #917	10:14	0.05	Gas Leak Outside	4	C
649	5 Jul 22	307	J17	2819 Lindell Rd NE	16:03	5.39	ALS Diabetic	2	C
650	5 Jul 22	83A	G15	4806 Cushman Rd NE #125	21:18	3.37	BLS Unk Med Prob	3	C
651	6 Jul 22	81B	I17	Lemon @ 36th Ave NE	11:53	2.53	Private Vehicle Fire	6	A
652	6 Jul 22	81A	I17	3422 29th Ave NE	12:53	2.31	Service Call	3	A
653	6 Jul 22	81A	I18	3630 34th Ln NE	13:11	8.07	BLS Abdom Pain	2	A
654	6 Jul 22	81A	I18	3600 South Bay Rd NE	13:52	2.06	Service Call	2	A
655	6 Jul 22	83E	F16	6414 Zangle Rd NE	19:43	8.14	ALS Chest Pain	3	A
656	7 Jul 22	83A	G15	4945 Indian Rd NE	17:28	12.23	BLS Assist L/E	2	C
657	7 Jul 22	82A	E19	5639 71st Way NE	21:37	8.35	ALS Sick Person	4	C
658	8 Jul 22	307	K16	2407 12th Ave NE	13:13	4.49	ALS Rapid Heart Rate	2	A
659	8 Jul 22	81H	I19	5111 Pleasant Glade Rd NE	20:57	6.23	ALS CPR	6	A
660	9 Jul 22	83A	H15	300 39th Ave NE	00:20	5.07	BLSY Fall	2	A
661	9 Jul 22	81A	H18	4326 Shincke Rd NE	10:22	2.48	ALS CPR	9	B
662	10 Jul 22	83A	F16	6303 Libby Rd NE	23:54	7.21	BLS Unk Med Prob	4	B
663	10 Jul 22	81H	H18	4532 36th Ave NE	04:58	6.19	BLS Pain	4	B
664	10 Jul 22	83A	F16	6303 Libby Rd NE	05:00	7.24	BLSY Patient Assist	4	B
665	10 Jul 22	83A	F16	6303 Libby Rd NE	07:34	7.19	BLS Unk Med Prob	3	A
666	10 Jul 22	81F	H19	Hawks Prairie @ South Bay Rd NE	08:36	3.07	BLS MVA	4	A
667	10 Jul 22	307	J16	2519 20th Ave NE	22:17	6.29	ALS Abdom Pain	4	A
668	11 Jul 22	83A	H15	125 41st Ave NE	16:48	7.18	BLS Breathing Prob	3	B
669	13 Jul 22	81C	I17	Libby @ 36th Ave NE	00:53	N/A	BLS MVA	2	C
670	13 Jul 22	81A	H17	4209 Shincke Rd NE	07:03	3.36	BLS Unk Med Prob	3	B
671	13 Jul 22	82A	F18	6126 Swayne Dr NE	20:17	7.08	ALS Rapid Heart Rate	4	B
672	14 Jul 22	81L	H20	7234 Prairie Ridge Dr NE	07:35	6.43	BLS Headache	4	C
673	14 Jul 22	81L	G20	6718 Prairie Ridge Dr NE	09:27	11.28	BLSY Fall	4	C
674	14 Jul 22	81L	G20	6718 Prairie Ridge Dr NE	14:08	13.10	BLSY Patient Assist	4	C
675	15 Jul 22	81L	G20	6718 Prairie Ridge Dr NE	08:38	10.50	BLSY Patient Assist	2	A
676	15 Jul 22	83G	C17	3424 Fishtrap Lp NE	12:24	14.12	BLS Fall	5	A
677	15 Jul 22	307	J17	2823 Lindell Rd NE	18:45	7.50	ALS Cardiac Prob	3	A
678	15 Jul 22	81D	I17	2610 South Bay Rd NE	21:29	3.36	ALS Unconscious	4	A
679	15 Jul 22	81L	G20	6718 Prairie Ridge Dr NE	22:46	11.33	BLSY Patient Assist	3	A
680	16 Jul 22	81L	G20	6718 Prairie Ridge Dr NE	10:55	14.06	BLSY Patient Assist	2	C
681	16 Jul 22	81J	I16	2643 Friendly Grove Rd NE	11:00	4.38	BLS Illness	3	C
682	16 Jul 22	81L	G20	6741 47th Lp NE	15:14	9.42	BLS Fall	3	C
683	17 Jul 22	82A	C18	9525 Johnson Point Lp NE	15:10	9.38	Burn Ban Violation	3	A
684	17 Jul 22	83E	E15	7125 Bayview Dr NE	19:44	6.35	BLS Weakness	3	A
685	17 Jul 22	83A	H15	3641 Gull Harbor Rd NE	21:01	4.39	BLS Abdom Pain	3	A
686	18 Jul 22	81A	I18	2640 Lilly Rd NE	01:19	4.57	BLS Abdom Pain	3	A

APPENDIX 5- MONTHLY RESPONSE RECORD

Inc #	Date	Sta Zone	Grid	Location	Alarm Time	Resp Time	Type	Resp	Platoon #
687	18 Jul 22	81H	G18	4132 54th Ave NE	02:25	5.49	BSY Patient Assist	3	A
688	18 Jul 22	81F	G19	5400 Johnson Point Rd NE	09:32	4.44	BLS MVA	5	B
689	18 Jul 22	81A	G17	Shincke @ 41st Ave NE	11:37	3.47	ALS MVA	5	B
690	18 Jul 22	82A	D19	8041 Holloway Ln NE	16:17	11.06	BLS Laceration	2	B
691	18 Jul 22	81L	H20	7206 Prairie Ridge Dr NE	01:02	6.23	BLS Dizziness	3	B
692	19 Jul 22	83E	D16	8309 Zangle Rd NE	11:47	9.50	BSY Patient Assist	2	A
693	19 Jul 22	81A	I17	3212 Libby Rd NE	13:37	7.40	BLS Fall	2	A
694	19 Jul 22	308	I18	26th @ Sleater Kinney Rd NE	16:40	6.11	ALS MVA	3	A
695	19 Jul 22	81A	I17	2839 28th Ln NE	22:21	5.27	BSY Patient Assist	3	A
696	20 Jul 22	81H	I18	4535 Pleasant Glade Rd NE	05:55	5.24	ALS Respiratory Dx	3	A
697	20 Jul 22	82A	C18	8941 Buttonwood Ln NE	08:49	14.05	BLS Fall	2	B
698	20 Jul 22	83A	H15	3702 Gull Harbor Rd NE	13:16	4.51	BLS Respiratory Dx	2	B
699	20 Jul 22	83G	D18	8448 Libby Rd NE	18:19	8.55	BLS High BP	3	B
700	20 Jul 22	82A	E18	7019 Kellogg Dr NE	18:53	8.11	ALS Rapid Heart Rate	2	B
701	21 Jul 22	307	J16	1904 Miller Ave NE	05:13	7.49	BLS Sick Person	3	B
702	21 Jul 22	81A	H18	4214 Shincke Rd NE	09:53	3.08	ALS Syncope	3	C
703	21 Jul 22	307	J16	1221 Frederick Ln NE	19:36	5.51	BLS Breathing Prob	5	C
704	22 Jul 22	83A	I16	1426 33rd Ave NE	07:46	13.32	BLS Fall	2	B
705	22 Jul 22	81L	F21	7924 61st Ave NE	10:26	12.59	BLS Abdom Pain	2	B
706	22 Jul 22	83G	C17	2908 Fishtrap Lp NE	16:41	N/A	BLS Unconscious	3	B
707	22 Jul 22	81H	G18	4710 Sleater Kinney Rd NE	21:53	7.15	Gas Leak Outside	9	B
708	23 Jul 22	81E	I19	3336 Hollywood Dr NE	18:13	5.30	ALS CPR	6	C
709	23 Jul 22	83E	E15	6927 Boston Harbor Rd NE	20:43	5.15	ALS Unconscious	6	C
710	23 Jul 22	319	I20	3340 Kona St NE	22:27	1.57	Fire 1 (Mutual Aid)	3	C
711	23 Jul 22	81L	G20	6718 Prairie Ridge Dr NE	23:28	12.27	BLS Low BP	3	C
712	24 Jul 22	81L	G20	6718 Prairie Ridge Dr NE	11:24	11.21	BLS Fall	4	A
713	24 Jul 22	81D	I17	3126 26th Ave NE	12:06	2.06	ALS Diabetic	4	A
714	24 Jul 22	82A	E18	7019 Kellogg Dr NE	16:16	29.57	BLS Unk Med Prob	5	A
715	24 Jul 22	307	J17	1142 Fenske Dr NE	19:12	5.47	ALS ALoC	4	A
716	24 Jul 22	83E	E15	7329 Boston Harbor Rd NE	20:00	10.25	ALS Chest Pain	5	A
717	24 Jul 22	82A	C20	6101 88th Ave NE	20:09	14.21	ALS Breathing Problem	2	A
718	25 Jul 22	83A	G15	4938 Cushman Rd NE	03:57	10.05	BLS Fall	4	A
719	25 Jul 22	81F	H19	5848 Hawks Prairie Rd NE	06:13	4.20	Brush 2	6	C
720	25 Jul 22	83G	C18	3646 Lovejoy Ct NE	11:42	9.45	ALS Chest Pain	3	C
721	25 Jul 22	82A	D19	5745 85th Ave NE	18:34	11.49	BLS Illness	4	C
722	25 Jul 22	83G	C18	3648 Lovejoy Ct NE	18:40	10.53	ALS Chest Pain	2	C
723	25 Jul 22	83E	E15	925 73rd Ave NE	23:44	7.10	Fire Alarm Activation	3	C
724	26 Jul 22	81A	I17	3325 33rd Ln NE	10:53	2.38	ALS Fall	4	A
725	26 Jul 22	81H	I19	5215 Pleasant Glade Rd NE	12:10	7.30	Wires Down	3	A
726	26 Jul 22	83A	G15	900 47th Ave NE	22:02	7.55	Service Call	4	A
727	26 Jul 22	O3E	K17	3335 Martin Way E #221	22:02	16.00	BLS Sick Person	3	A
728	27 Jul 22	83G	C17	3424 Fishtrap Lp NE	10:30	11.32	BLS Abdom Pain	2	B
729	27 Jul 22	83A	I15	420 35th Ave NE	11:09	11.34	Water Rescue	2	B
730	27 Jul 22	81A	I17	3405 Kegley Meadows Ct NE	11:29	8.06	ALS Rapid Heart Rate	2	B
731	27 Jul 22	81L	G20	7429 Deerfield Park Dr NE	12:33	9.36	BLS Syncope	2	B
732	28 Jul 22	81A	I18	3340 Lilly Rd NE	11:46	2.27	BLS Weakness	2	A
733	28 Jul 22	83A	G16	5547 Boston Harbor Rd NE	16:17	8.26	ALS Respiratory Dx	3	A
734	28 Jul 22	81H	F18	3928 56th Ave NE	18:26	4.02	BLS MVA	7	A
735	28 Jul 22	81L	G20	6718 Prairie Ridge Dr NE	20:36	11.34	BSY Patient Assist	4	A
736	28 Jul 22	81A	H17	4217 Shincke Rd NE	21:04	3.12	ALS Respiratory Dx	6	A
737	29 Jul 22	81F	I19	3336 Hollywood Dr NE	05:14	7.27	ALS Fall	4	A
738	29 Jul 22	82A	B19	9821 Johnson Point Lp NE	17:00	12.26	Carbon Monoxide	4	B
739	29 Jul 22	307	J16	2531 Simon Ln NE	17:30	4.35	ALS ALoC	3	B
740	30 Jul 22	81F	G20	6311 Foxtrail Ct NE	02:26	9.44	BSY Leg Cramp	3	B
741	30 Jul 22	81L	G20	6718 Prairie Ridge Dr NE	09:03	11.39	BLS Fall	3	C
742	30 Jul 22	82C	F21	7620 Sandy Point Rd NE	13:04	10.17	BLS Unk Med Prob	3	C
743	30 Jul 22	81H	H18	3918 Sleater Kinney Rd NE	17:24	3.06	ALS Unconscious	3	C

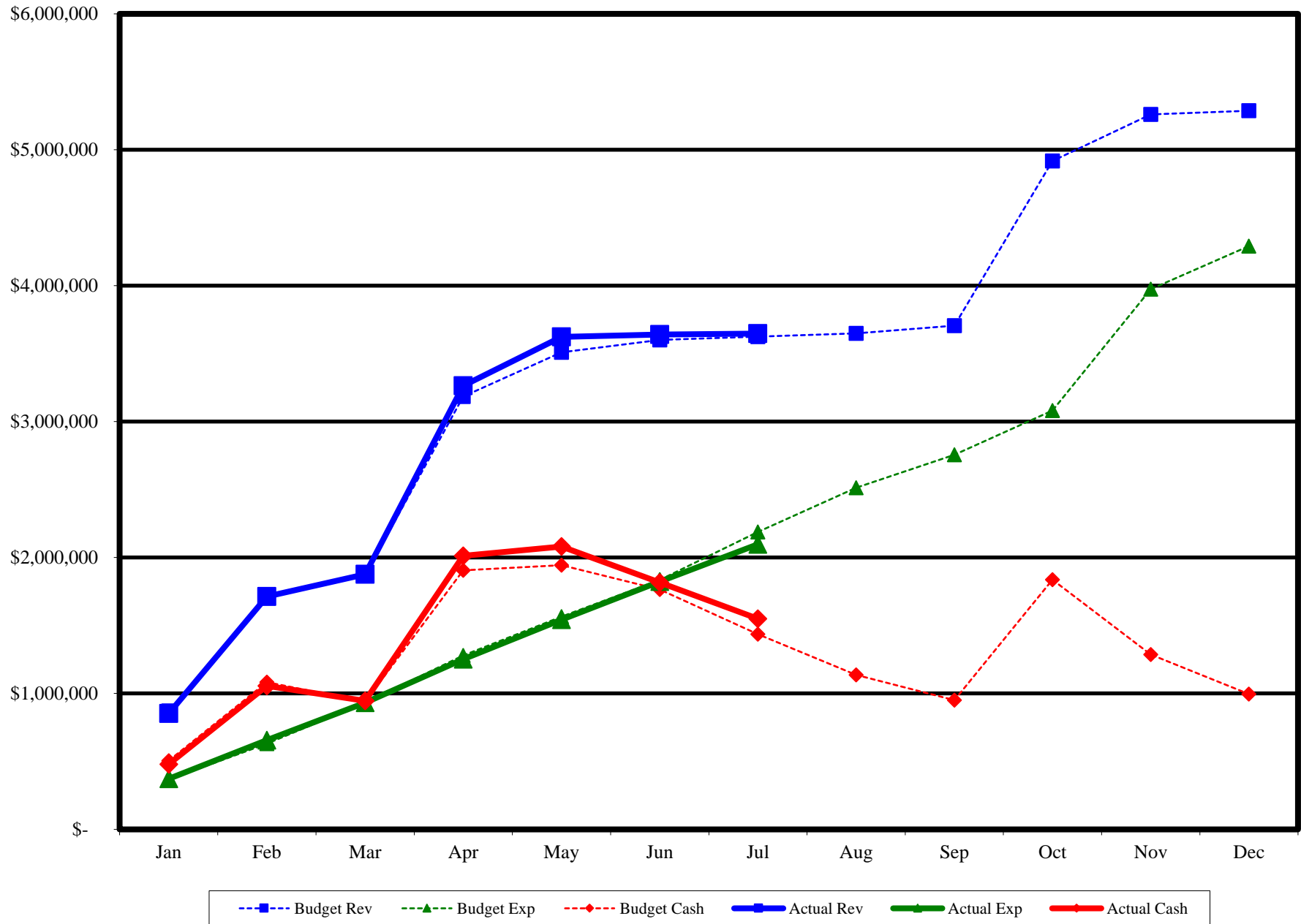
APPENDIX 5- MONTHLY RESPONSE RECORD

Inc #	Date	Sta Zone	Grid	Location	Alarm Time	Resp Time	Type	Resp	Platoon #
744	30 Jul 22	1A11	BB8	7726 195th Ave SW	17:20	10.09	Fire 1 (Mutual Aid)	2	C
745	30 Jul 22	82A	D19	8100 Johnson Point Rd NE	17:48	N/A	Fire Alarm Activation	1	C
746	30 Jul 22	82C	F20	6826 60th Ct NE	18:52	8.52	BLS Stroke	3	C
747	31 Jul 22	81L	G20	6924 47th Lp NE	03:38	12.32	BLSY Patient Assist	3	C
748	31 Jul 22	82A	F18	4433 61st Ave NE	09:51	10.55	ALS Chest Pain	4	B
749	31 Jul 22	81L	G20	6718 Prairie Ridge Dr NE	11:07	13.21	BLSY Patient Assist	4	B
750	31 Jul 22	83A	G16	1240 Leingang Ln NE	11:33	4.40	BLS Medical Alarm	4	B
751	31 Jul 22	83E	D15	7707 Boston Harbor Rd NE	16:45	6.44	BLS Possible Stroke	4	B
752	31 Jul 22	83A	H15	4021 Boston Harbor Rd NE	19:36	4.59	BLS MVA	4	B

APPENDIX 6 VOLUNTEER STAFFING

NAME	RANK/STATUS	PLATOON/DATE	NAME	RANK/STATUS	PLATOON/DATE
Armstrong, Walker	OSP		Kramer, Gavin	LOA	3/15/2022
Bain, Tyler	LOA	9/1/2021	Lacy, Ben	FF/EMT	B
Barnes, Xavier	FF	A	LaDue, Chris	LT	B
Barnett, Cody	FF	B	Langer, Emilie	EMT	C
Barthule, Tyler J	Admin Support		Lindwall, Desiree	Resigned	3/18/2022
Bourque, Mitch	Resigned	1/6/2022	Mahoney, Shawn	Resigned	4/23/2022
Brabham, Bryce	FF/EMT	A	McCann, Dustin	FF/AO	B
Brandt, Robert	FF/EMT	C	McCosh, Devin	FF/EMT	A
Brink, Peggy	Admin Support		Mize, Art	Resigned	6/11/2022
Bushaw, Bladden M	LOA	4/14/2022	Nott, Roberta A	Admin Support	
Carlson, Jacob	FF	A	Perry, Andrew	LOA	6/9/2022
Carlton, Susan E	Admin Support		Poole, James	FF/AO	B
Cavazos, Esmeralda M	Recruit	A	Powell, Shelby	Resigned	4/11/2022
Clemens, Jonathan	EMSO		Prine, Don	OSP	
Delos Santos, Rhomel M	Recruit	C	Pulsipher, Cole	Resigned	6/10/2022
Dicke, Ben	Resigned	6/30/2022	Rubadue, Brock	FF	B
Dixon, Robert	FF/EMT	C	Sanchez, Chris	FF	A
Dodge, David	Lieutenant	B	Sheller, Elliot	FF/EMT	B
Fass, Bonnie	Admin Support		Stenerson, Ian	LOA	6/23/2022
Fitzgerald, Tara	LOA	10/1/2021	Stewart, Christopher	FF/AO	B
Freed, Richard	FF/EMT	C	Sullivan, Amber	LOA	3/1/2022
Frymire, Nicholas	FF/EMT	B	Tomal, Torrey	Resigned	4/25/2022
Gill, Patricia Ann	Admin Support		Toth, Terry	LOA	6/30/2021
Gormley, Robert	Lieutenant	C	Valdez, Christian	FF/EMT	B
Guffin, Benjamin D	Resigned	7/29/2022	Van Kirk, Nick	FF/EMT	A
Harn, Jakob	FF	A	Williams, Tom	OSP	
Hayes, Dale	FF/EMT/AO	B	Wrinkle, Gregory	Resigned	4/8/2022
Henson, Ronald C	Admin Support		Youngs, John	FF/EMT/AO	C
Kerns, Colton N	Recruit	A	Zolman, Reagan	LOA ext thru 10/25	10/25/2020
Kraft, Bethany H	Resigned	6/13/2022	Zopolis, James P	Admin Support	

APPENDIX 7 - 2022 BUDGET VS ACTUAL, CASH BALANCE



APPENDIX 7A -- MONTHLY OPERATING EXPENDITURE VS BUDGET

