

DISTRICT MONTHLY REPORT: SEPTEMBER 2023



ADMINISTRATIVE:

- 1) The first draft of the *2024 Budget Policy Recommendations* document was presented to the Board at their September 12th regular meeting.
- 2) At the same meeting, a draft *District Policy 1-08 "Debt Collection"* was presented to the Board for review, and approval will be requested at the October regular meeting.
- 3) On September 19th, the Board met in a special workshop meeting to review the *2024 Budget Policy Recommendations*, 2024 Capital Repairs & Replacements plan/budget, estimated property tax revenue information and general discussion about operations and administration for 2024. One key item was the less than expected increased in overall District real property assessed valuations.

MASTER PLANNING: Monthly Status Report:

- 2023 Goal #1--District Staffing Plan:* see **Appendix 1**.
2023 Goal #2--District Financial Plan: see **Appendix 2**.
2023 Goal #3--Member Position Descriptions: see **Appendix 3**.

PUBLIC RELATIONS & COMMUNITY SERVICES:

- District monthly WEBSITE contacts:* page views: 718.
District Strategic Communications Plan scheduling: **Appendix 4**

- 1) On September 16th, Chief VanCamp participated in the Boston Harbor Elementary School car show fund raising event with the District's "Engine 822".

EMERGENCY RESPONSE: Total of 973 calls to date in 2023; 774 for 2008-22 average; (see attached **Monthly Call Summary Report Appendix 5**);

- 1) Type of responses for the month:

	Fire	ALS	BLS	Pub Sfty	False	Total
2023 In FD8	9	23	52	19	2	105
2023 Total	13	28	61	20	2	124
2022 Total	7	67 (Tot EMS)		7	4	85
Average <small>NOTE 1</small>	5	62 (Tot EMS)		9	3	80

- 2) Average number of responders-per-incident for the month:

Total	Daytime	Night	Weekend
3.4	3.5	3.5	3.4

- 3) Performance measures to *Target Levels of Service** for the month/year:

Response Zone	EMS			Fire		
	Total	Meet	Pct	Total	Meet	Pct
Station 8-1	32	24	75%	6	5	83%
Station 8-2	12	1	8%	0	0	0%
Station 8-3	27	20	74%	3	3	100%
Average	EMS			Fire		
Avg 2023 To Date	74.4	44.9	60%	3.7	2.9	79%
Avg 2022	72.4	42.5	59%	3.1	2.6	84%
Avg 08-22 <small>NOTE 2</small>	56.3	35.4	63%	3.4	2.5	73%

*KEY: EMS targets: minimum 2 responders on scene within 8 minutes
Fire targets: minimum 4 responders on scene within 10 minutes
 Does not include false alarms, service calls, mutual aid outside District.
 NOTE 1: Combination of pre-merger FD7 and FD8, for 2008-2022 (monthly average)
 NOTE 2: Combination of pre-merger FD7 and FD8, average for 2008-2022

4) BLS transports by FD8 for the month: 2.

5) Delayed responses for the month:

FD8	Date	Sta	Time	R/T	Incident Type	Comments	Platoon
865	5 Sep 23	82A	02:39	10.17	BLS Dizziness	10-12 min travel time from Sta 8-1	A
869	5 Sep 23	82A	15:46	13.28	BLS Abdominal Pain	10-12 min travel time from Sta 8-1	B
871	6 Sep 23	83E	13:30	11.15	BLS Medical Alarm	8-10 min travel time from Sta 8-3; non-emergency response	A
882	8 Sep 23	82B	21:56	9.21	ALS Unk Med Prob	Concurrent incident; E-83 responded for Sta 8-1	C
890	9 Sep 23	82C	22:35	10.48	BLSY Patient Assist	Concurrent incident; BN8 responded for Sta 8-1	B
898	10 Sep 23	82C	20:56	10.32	ALS Chest Pain	Concurrent incident; delay in reponse	C
901	11 Sep 23	83E	21:12	13.38	BLS Fall	11-14 min travel time from Sta 8-1	A
911	16 Sep 23	83A	22:38	11.11	BLS Wrist Injury	Delay in getting in service	B
914	17 Sep 23	82A	16:05	22.22	ALS Suicide	Staged by law enforcement	C
915	17 Sep 23	82A	17:45	11.01	ALS Chest Pain	11-14 min travel time from Sta 8-1	C
922	18 Sep 23	81E	15:39	9.24	BLSY Patient Assist	8-10 min travel time from Sta 8-1; non-emergency response	B
923	18 Sep 23	83A	21:52	9.58	BLS Medical Alarm	8-10 min travel time from Sta 8-3; non-emergency response	B
928	19 Sep 23	82B	22:07	12.29	BLS Back Pain	11-14 min travel time from Sta 8-1	C
933	21 Sep 23	81K	14:45	11.18	ALS Abdominal Pain	E-81 out of position, delayed response	C
946	25 Sep 23	82B	04:09	15.06	BLS Abdominal Pain	12-15 min travel time from Sta 8-1	A
950	25 Sep 23	81E	20:47	10.10	BLS Fall	Delay in gaining access to gated community, locating site	B
955	26 Sep 23	83E	12:28	9.43	ALS Seizure	8-10 min travel time from Sta 8-1	C
961	27 Sep 23	81F	20:28	9.40	BLS Dizziness	Delay in gaining access to gated community, locating site	B
973	30 Sep 23	83G	18:57	9.57	BLS Weakness	8-10 min travel time from Sta 8-1	C

IR&R STAFFING LEVELS: Staffing levels for the month:

Staffing Targets by Position:		Station 8-1	Station 8-3	Note
Engine	Platoon A (Shifts 1, 3 & 8)	100%	20%	
	Platoon B (Shifts 2,4 & 6)	100%	94%	
	Platoon C (Shifts 5,7 & 9)	100%	45%	
Aid Unit	Platoon A (Shifts 1, 3 & 8)	0%	60%	B
	Platoon B (Shifts 2,4 & 6)	0%	0%	B
	Platoon C (Shifts 5,7 & 9)	5%	36%	B
	Battalion Chief on duty	80%		A
	Operations Support (Tenders)	100%		D
	Staffing at Station 8-2 (Johnson Point)	1 Shift		E
Sub-total	Station 8-3 (North Olympia) Staffing for Month	85%		C
Total	District Wide Staffing for the Month:	93%		C

Notes:

- A) Does not include BC assigned as Company Officer if needed;
- B) Does not include cross-staffing from engine company if needed;
- C) Includes minimum target staffing of Aid Unit 83 at Station 8-3;
- D) Operations Support Program staff for on-call Tender response; and
- E) Supplemental staffing at Station 8-2 if available on shift (number of 24-hr shifts counted).

Volunteer Staffing: roster for the current month: see **Appendix 6**.

PERSONNEL MANAGEMENT, SAFETY & TRAINING:

- 1) 3rd Quarter fire training topics:
 - Wildland fire suppression (company officers)
 - Live-fire training
 - Shore-based water rescue
- 2) 3rd Quarter EMS & Medic-One OTEP:

- ALS upgrades
 - Quarterly CPR training
 - Pediatric emergencies
 - Patient diffusion training
- 3) Leadership:
- Battalion and company level officer training
- 4) Annual requirements:
- Blood-borne pathogens
 - Driver's training
 - First-aid training & certification (firefighters)
 - Haz-mat operations
 - Hazard communications; employee right-to-know
 - Hearing protection
 - Heat & cold stress
 - Lead awareness training
 - Portable fire extinguishers
 - Respiratory protection equipment training & testing
 - Self-contained breathing apparatus fit testing
 - Technical rescue training
 - Asbestos awareness training
- 6) Other:
- Facilities & Equipment Team (Chief, AC and F&E Staff), (September 11th);
 - All Officers Staff meeting (September 7th);
 - Training & Education Team (Chief, AC and Training Officer), (September 27th);
 - Health & Safety Team (Chief, AC, Health & Safety Officer), (September 12th);
 - District Community Outreach Team, (September 13th);
 - District Senior Management (Assistant Chief & Battalion Chiefs), (September 29th);
 - The South Bay Firefighters' Association (SBFFA) (September 14th);
 - Safety Committee (no meeting)

PERSONNEL MANAGEMENT, RELATIONS:

- 1) Chiefs LeMay and McBride provided a career hiring process training presentation on September 11th.
- 2) The annual District-South Bay Firefighters' Association picnic was held on September 23rd at Odd Fellows Park.
- 3) On September 14th, Chief LeMay attended the spring 2024 South Sound Recruit Academy planning meeting.
- 4) The monthly Labor Management Committee meeting was held on September 20th.
- 5) Secretary Stumpf attended the annual Washington Fire Commissioners Association health care workshop on September 20th.

EQUIPMENT & FACILITIES:

- 1) Apparatus & Equipment:
 - a. In observance of the annual October Breast Cancer Awareness program, members have been authorized to purchase and wear pink colored t-shirts while on duty during the month.
 - b. Aid Unit 81 (3123) was placed out of service due to electrical module and battery problems.
 - c. Engine 81 (3502) was placed back into service are being repaired for diesel emissions fluid problems.
 - d. On September 26th, Chief VanCamp attended a train-the-trainer workshop on the use of the new Thurston County Emergency Radio Network (TCERN) mobile and portable radio equipment.
- 2) Facilities:
 - a. Chief VanCamp attended a Thurston County Special Use Permit public hearing regarding the Johnson Point Station 8-2 construction of a base site for the TCERN system being built out in the county.

- b. At their September 12th regular meeting, the Board authorized Chief VanCamp to post signage at South Bay Station 8-1 to prohibit unauthorized signage on District property.
- 3) Information Technology:
 - a. 17 active work stations, 1 on-site server, with overall “health” at 88%.
 - b. 13 reactive and 6 proactive service orders for the month.
 - c. 32 users have multi-factor authentication enabled.

FINANCIAL: (see also Budget Reports provided by the District Secretary).

Cash Balance	Fund 6680 Operations	Note	Fund 6681 CR&R	Note	Fund 6683 Reserve	Note	Fund 6685 Cap Fac Proj	Note
Beg. 1 Jan 23	\$ 1,099,430		\$ 446,228		\$ 1,311,922		\$ 1,672,603	
Current Balance	\$ 866,306	1,3	\$ 272,536	1,3	\$ 1,328,401	1,3	\$ 936,991	1,3
Budget End Bal	\$ 492,727	2,4,5	\$ 457,352	2,4,5	\$ 1,638,893	2,5	\$ 221,474	2,4

Notes:

- 1: As of 1 October 2023.
- 2: Estimates based upon preliminary tax revenue calculations & fully accounted expensed for remaining budget year.
- 3: Interest rates for current period:
 LGIP Pool: 1.74 %
 TCIP Pool: 1.81 %.
- 4: Includes transfer of \$750,000 from Fund 6685 into Fund 6680 in February 2023.
- 5: Includes transfer of \$350,000 from Fund 6680 into Fund 6681 and \$320,000 from Fund 6680 into Fund 6683 in November 2023.

Operating Cash Flow: projected for the year: see **Appendix 7**.

Operating Expenditures vs Budget: **Appendix 7a**



2023 District Goal #1 Status Report September

STATUS:



On Track



Some Delay/Difficulty






Significant Impact

The District shall adopt and implement a 3-year staffing plan to provide sufficient IR&R staffing to deploy from 2 firestations to meet TLoS objectives.

Achievement of District-wide staffing goal for the month:

JAN	FEB	MAR	APR	MAY	JUN	JUL	AUG	SEP	OCT	NOV	DEC
89%	94%	93%	83%	81%	84%	90%	87%	93%			

- 1)  Complete negotiations with Union for renewal of CBA by December 2022. Complete.
- 2)  Adopt strategic IR&R staffing model by January 2023. Complete.
- 3)  Provide regular reports regarding achievement of staffing level and Target Levels of Service objectives. Ongoing monthly reporting on staffing levels (above) and Target Levels of Service (in *Monthly Report*).




2023 District Goal #2 Status Report

September


STATUS:



On Track




Some Delay/Difficulty



Significant Impact

The District will adopt a 2023-2027 financial plan to provide funding for adequate staffing, operational support and capital assets commensurate with IR&R staffing plan (Goal #1).

- 1)  Provide 2023-2027 financial plan to Board for approval by February 2023. Complete.
- 2)  Based upon an interactive process using the *District Strategic Communications Plan* format, share information and receive input on adopted 2023-2027 financial plan starting in January 2023. Continued communications with stakeholders, primarily ad-hoc inquiries and social media messages.
- 3)  The Board will adopt a resolution to place on the 2023 election ballot a measure to provide additional funding to support the 2023-2027 financial plan. Complete.




2023 District Goal #3 Status Report

September


STATUS:



On Track







Some Delay/Difficulty



Significant Impact

The District will update its position descriptions and position requirements to clarify competency requirements, encourage professional development and promote performance accountability.

- 1)  A team will convene to review and update the position descriptions for all positions and provide a recommendation to Chief VanCamp by March 2023. Complete.
- 2)  A team will convene to review and update the minimum requirements for competencies for all positions and provide a recommendation to Chief VanCamp by June 2023. Complete.
- 3)  A team will convene to review and update the *District Training & Education Master Plan* by December 2023. Chief VanCamp proposing overall review and update of District master plans (including Training & Education) for a coordinated effort in 2024.
- 4)  Adopted changes to position descriptions and minimum competencies will be used to help in the professional development planning/accountability in 2024 (for 2023) PDP process (1st quarter 2024). The Labor Management Committee reviewed draft positions descriptions and minimum qualifications; planned to approved draft and provide recommendation to Fire Chief in October 2023 in order to implement with the 2023 PDP process.



Appendix 4 -- Strategic Communications Plan

Strategic Communications Plan – Calendar

	Status	September 2023	October 2023	November 2023
Action(s)	complete Complete	1. 2024 Budget Policy Recommendations draft 2. Prepare & mail newsletter	1. Adopt 2024 Goals & Objectives	1. Prepare & mail newsletter
Who	On track	1. BoFC, Fire Chief 2. #2... 2. Dist. Sec	1. BoFC, Fire Chief	1. District Sec.
How	On track	1. BoFC meeting discussion 2. Develop & mail	2. Open public meeting	1. Develop & mail

APPENDIX 5- MONTHLY RESPONSE RECORD

Inc #	Date	Sta Zone	Grid	Location	Alarm Time	Resp Time	Type	Resp	Platoon #
850	1 Sep 23	82C	E20	6610 Marvin Rd NE	08:00	8.44	ALS Respiratory Prob	3	C
851	1 Sep 23	81A	I17	3444 South Bay Rd NE	09:25	N/A	BLS Assist L/E	3	C
852	1 Sep 23	83A	H16	1544 38th Ln NE	12:12	5.13	BLS Fall	3	C
853	1 Sep 23	81F	H19	5931 Foxhall Ct NE	14:27	5.56	BLS Sick Person	3	C
854	2 Sep 23	O3F	I18	26th @ Lilly Rd NE	12:34	0.00	BLS MVA	2	A
855	2 Sep 23	81C	I16	3540 Friendly Grove Rd NE	13:06	N/A	Fire Alarm Activation	2	A
856	2 Sep 23	81H	H18	4130 36th Ave NE	16:21	N/A	Smoke Investigation	2	A
857	2 Sep 23	81H	I18	3322 Sleater Kinney Rd NE	16:22	8.27	Brush 1	6	A
858	2 Sep 23	81A	I17	3506 Shincke Rd NE	16:28	N/A	Staff Callback	2	A
859	2 Sep 23	82A	F19	61st @ Johnson Point Rd NE	19:40	6.49	Service Call	2	A
860	3 Sep 23	O1D	K15	418 4th Ave E	06:16	3.18	Fire 1 (Mutual Aid)	3	C
861	3 Sep 23	O3E	K17	3430 Pacific Ave SE #A-1	07:00	N/A	BLS Unk Med Prob	2	C
862	4 Sep 23	81H	I18	3330 Sleater Kinney Rd NE	08:16	3.24	Fire 1	9	A
863	4 Sep 23	83A	G15	4805 Cushman Rd NE #64	17:15	7.47	BLS Dizziness	3	A
864	4 Sep 23	81E	G19	4615 Foxtrail Dr NE	17:18	6.39	BLS Hip Injury	3	A
865	5 Sep 23	82A	D19	8226 Johnson Point Rd NE	02:39	10.17	BLS Dizziness	3	A
866	5 Sep 23	83D	I15	3319 Boston Harbor Rd NE	11:52	6.23	Water Rescue	5	B
867	5 Sep 23	81E	H20	Hawks Prairie @ Eagle Dr NE	13:33	N/A	BLS Unconscious	2	B
868	5 Sep 23	91A	I12	2648 Overhulse Rd NW	14:46	N/A	Fire 1 (Mutual Aid)	1	B
869	5 Sep 23	82A	B19	9909 Point View St NE	15:46	13.28	BLS Abdominal Pain	2	B
870	6 Sep 23	81H	H18	3913 South Bay Lp NE	01:42	6.35	Service Call	4	A
871	6 Sep 23	83E	D16	8041 Zangle Rd NE	13:30	11.15	BLS Medical Alarm	2	A
872	6 Sep 23	82A	E18	7233 Kellogg Dr NE	17:21	8.37	ALS CPR	5	A
873	7 Sep 23	83E	D16	8041 Zangle Rd NE	13:59	N/A	BLS Medical Alarm	2	B
874	7 Sep 23	83A	G15	4948 Cushman Rd NE	14:13	2.24	Brush 2	8	B
875	7 Sep 23	83A	G15	4806 Cushman Rd NE#142	19:21	3.02	Service Call	3	B
876	8 Sep 23	307	K17	1116 Fenske Dr NE	23:31	7.20	ALS Syncope	2	B
877	8 Sep 23	83A	G15	4943 Cushman Rd NE	08:51	0.00	Brush 2	4	C
878	8 Sep 23	81A	I18	3000 Chehalis Western Trail NE	18:20	1.47	Brush 2	9	C
879	8 Sep 23	308	J18	1707 Stuart St NE	19:55	8.02	ALS CPR	4	C
880	8 Sep 23	81A	I17	3506 Shincke Rd NE	21:33	N/A	Mutual Aid Assist	4	C
881	8 Sep 23	324	K18	605 Woodland Square Lp SE #3-A	21:44	7.12	BLS Seizure	4	C
882	8 Sep 23	82B	E20	7324 Marvin Rd NE	21:56	9.21	ALS Unk Med Prob	3	C
883	8 Sep 23	326	N18	4528 Intelco Lp SE #127	23:44	10.06	BLSY Patient Assist	4	C
884	9 Sep 23	324	K19	102 College St SE	00:31	3.25	BLS Weakness	4	C
885	9 Sep 23	81B	H17	3619 Shincke Rd NE	06:47	3.02	BLSY Patient Assist	2	B
886	9 Sep 23	81A	H17	3614 Shincke Rd NE	11:50	1.56	BLS Fall	2	B
887	9 Sep 23	83A	G16	5432 Boston Harbor Rd NE	15:40	4.42	Brush 1	4	B
888	9 Sep 23	82A	D20	8210 Baird Rd NE	15:45	4.43	BLS DoA	2	B
889	9 Sep 23	81L	H20	7021 Prairie Ridge Dr NE	22:18	6.16	ALS CPR	5	B
890	9 Sep 23	82C	E20	7306 Puget Beach Rd NE	22:35	10.48	BLSY Patient Assist	3	B
891	9 Sep 23	307	K17	1130 Fenske Dr NE	22:42	5.44	ALS Respiratory Prob	3	B
892	9 Sep 23	81H	H18	4447 Sleater Kinney Rd NE	23:37	5.46	Burn Ban Violation	2	B
893	10 Sep 23	81F	G19	Johnson Point @ Puget Rd NE	07:25	7.17	BLS MVA	6	C
894	10 Sep 23	81A	I17	3506 Shincke Rd NE	13:16	0.00	BLS Patient Assist	3	C
895	10 Sep 23	83A	G15	4806 Cushman Rd NE #157	13:51	4.27	BLSY Patient Assist	3	C
896	10 Sep 23	83E	F16	Woodard Bay @ Boston Harbor Rd NE	14:15	7.42	Smoke Investigation	4	C
897	10 Sep 23	83E	E15	7025 Bromley Ln NE	20:21	4.57	BLS Stroke	3	C
898	10 Sep 23	82C	F21	7520 Sandy Point Rd NE	20:56	10.32	ALS Chest Pain	4	C
899	11 Sep 23	83E	E15	620 73rd Ave NE	00:11	7.46	ALS Burns	3	C
900	11 Sep 23	81A	I18	3340 Lilly Rd NE	16:45	2.10	ALS DLoC	4	A
901	11 Sep 23	83E	D15	7443 Boston Harbor Rd NE	21:12	13.38	BLS Fall	4	A
902	12 Sep 23	307	K17	1116 Fenske Dr NE	13:18	0.14	Smoke Investigation	3	C
903	12 Sep 23	81J	I16	1304 26th Ave NE	20:10	5.23	BLS Weakness	4	C
904	13 Sep 23	81H	I18	3229 Sleater Kinney Rd NE	17:55	4.42	BLS Breathing Prob	2	A
905	14 Sep 23	307	J16	2312 Friendly Grove Rd NE	07:12	7.47	Fire 1	6	B
906	14 Sep 23	1A11	AA9	18707 Elderberry St SW	12:29	N/A	Fire 1 (Mutual Aid)	1	B

APPENDIX 5- MONTHLY RESPONSE RECORD

Inc #	Date	Sta Zone	Grid	Location	Alarm Time	Resp Time	Type	Resp	Platoon #
907	14 Sep 23	83E	E15	7136 Boston Harbor Rd NE	19:05	5.06	ALS Seizure	3	B
908	15 Sep 23	81B	H17	3619 Shincke Rd NE	14:22	2.11	BLSY Patient Assist	3	A
909	16 Sep 23	307	J17	2718 Lindell Rd NE	07:20	5.54	BLS Illness	4	B
910	16 Sep 23	83A	H15	4403 Boston Harbor Rd NE	08:42	4.12	BLS Syncope	4	B
911	16 Sep 23	83A	H15	3847 Giles Rd NE	22:38	10.11	BLS Wrist Injury	4	B
912	17 Sep 23	307	J17	2718 Lindell Rd NE	07:52	5.27	BLS Fall	3	C
913	17 Sep 23	81L	G20	56th @ St Charles Lp NE	12:34	8.50	ALS Unresponsive	3	C
914	17 Sep 23	82A	D18	8137 Kerbaugh Rd NE	16:05	22.22	ALS Suicide	5	C
915	17 Sep 23	82A	C19	6120 88th Ave NE	17:45	11.01	ALS Chest Pain	3	C
916	17 Sep 23	83E	D15	405 76th Way NE	20:59	8.30	Service Call	6	C
917	17 Sep 23	83A	H16	1404 38th Ln NE	21:00	6.17	BLS Fall	3	C
918	18 Sep 23	83A	H16	3741 Harrington Ln NE	05:58	6.21	BLS Medical Alarm	2	B
919	18 Sep 23	83A	H16	1404 38th Ln NE	08:20	6.02	BLSY Patient Assist	4	B
920	18 Sep 23	81A	H18	3710 South Bay Rd NE	13:16	6.56	BLS DoA	5	B
921	18 Sep 23	81L	H20	7433 44th Ave NE	13:30	8.20	ALS Breathing Prob	4	B
922	18 Sep 23	81E	H20	6819 Condor Lp NE	15:39	9.24	BLSY Patient Assist	4	B
923	18 Sep 23	83A	H16	3741 Harrington Ln NE	21:52	9.58	BLS Medical Alarm	3	B
924	19 Sep 23	81H	G18	4710 Sleater Kinney Rd NE	08:11	6.00	Gas Leak Inside	8	C
925	19 Sep 23	83A	G16	1530 Merchantile Ln NE	09:55	6.39	ALS Respiratory Prob	5	C
926	19 Sep 23	81B	H17	3619 Shincke Rd NE	11:04	2.12	BLS Abdominal Pain	3	C
927	19 Sep 23	81E	G19	5422 46th Ct NE	19:07	6.22	ALS Breathing Prob	4	C
928	19 Sep 23	82B	E20	7432 Chinook St NE	22:07	12.29	BLS Back Pain	4	C
929	20 Sep 23	83A	H16	3741 Harrington Ln NE	10:52	4.59	BLS Fall	3	A
930	21 Sep 23	83E	E15	7025 Bromley Ln NE	02:13	7.37	BLS CVA	2	A
931	21 Sep 23	83E	E15	7025 Bromley Ln NE	12:25	4.39	ALS CVA	2	C
932	21 Sep 23	81H	I19	4642 31st Ave NE	12:26	7.51	BLS Dizziness	2	C
933	21 Sep 23	81K	G19	5219 Puget Rd NE #B	14:45	11.18	ALS Abdominal Pain	4	C
934	21 Sep 23	81F	H19	5406 Meadow View Ct NE	15:48	N/A	BLS Unk Med Prob	2	C
935	21 Sep 23	83E	E15	331 72nd Way NE	19:05	6.23	BLSY Patient Assist	2	C
936	21 Sep 23	81H	I18	3760 26th Ave NE	19:08	4.35	BLS Fall	4	C
937	22 Sep 23	81F	G19	5522 Johnson Point Rd NE	15:48	8.42	ALS CPR	5	A
938	22 Sep 23	81H	I18	4229 31st Ave NE	18:07	3.19	Brush 2	6	A
939	22 Sep 23	82A	E19	5737 67th Ave NE	18:15	10.49	Smoke Investigation	3	A
940	23 Sep 23	83A	H16	3723 Baker Ames Rd NE	23:03	6.31	ALS Unresponsive	4	B
941	23 Sep 23	83A	H16	3728 Baker Ames Rd NE	23:39	5.51	ALS Seizure	4	B
942	24 Sep 23	81C	I16	3427 Friendly Grove Rd NE	13:09	4.16	ALS Breathing Prob	3	A
943	24 Sep 23	81F	G19	4704 Johnson Point Rd NE	15:26	3.55	BLS MVA	7	A
944	24 Sep 23	83E	E14	7135 Bayview Dr NE	19:09	8.28	BLS Fall	4	A
945	24 Sep 23	81F	G19	5520 Johnson Point Rd NE	19:20	7.24	Burn Ban Violation	3	A
946	25 Sep 23	82B	D20	7512 Andrews Beach Rd NE	04:09	15.06	BLS Abdominal Pain	3	A
947	25 Sep 23	81A	H17	Shincke @ 41st Ave NE	04:32	3.26	Service Call	4	A
948	25 Sep 23	81F	G19	4922 Puget Rd NE # 720	11:19	10.52	Gas Leak Outside	2	B
949	25 Sep 23	82C	F20	63rd @ Marvin Rd NE	17:28	10.39	Service Call	2	B
950	25 Sep 23	81E	G19	4922 Puget Rd NE #221	20:47	10.10	BLS Fall	3	B
951	26 Sep 23	307	K17	1116 Fenske Dr NE	00:20	8.07	BLS ALoC	3	B
952	26 Sep 23	83D	I15	3331 Boston Harbor Rd NE	05:14	6.05	Fire Alarm Activation	3	B
953	26 Sep 23	81J	I15	3006 Gull Harbor Rd NE	11:04	7.15	Wires Down	5	C
954	26 Sep 23	81F	G19	4922 Puget Rd NE #221	11:27	7.10	ALS Chest Pain	4	C
955	26 Sep 23	83E	E15	7031 Boston Harbor Rd NE	12:28	9.43	ALS Seizure	4	C
956	27 Sep 23	81H	I18	3430 Quail Creek Ln NE	05:13	6.10	BLSY Patient Assist	4	C
957	27 Sep 23	307	J16	1825 Meixner St NE	07:17	5.55	ALS Heart Problem	2	B
958	27 Sep 23	81F	G19	5522 Johnson Point Rd NE	14:35	6.33	BLS Fall	2	B
959	27 Sep 23	81B	H17	46th @ Lemon Rd NE	17:36	0.00	Service Call	3	B
960	27 Sep 23	81A	I17	3044 Libby Rd NE	19:50	8.11	Wires Down	3	B
961	27 Sep 23	81F	G19	4922 Puget Rd NE #322	20:28	9.40	BLS Dizziness	3	B
962	27 Sep 23	83E	E15	7025 Bromley Ln NE	22:38	5.52	BLS CVA	4	B
963	28 Sep 23	82A	E19	Kerbaugh @ 76th Ave NE	03:48	12.12	Wires Down	3	B

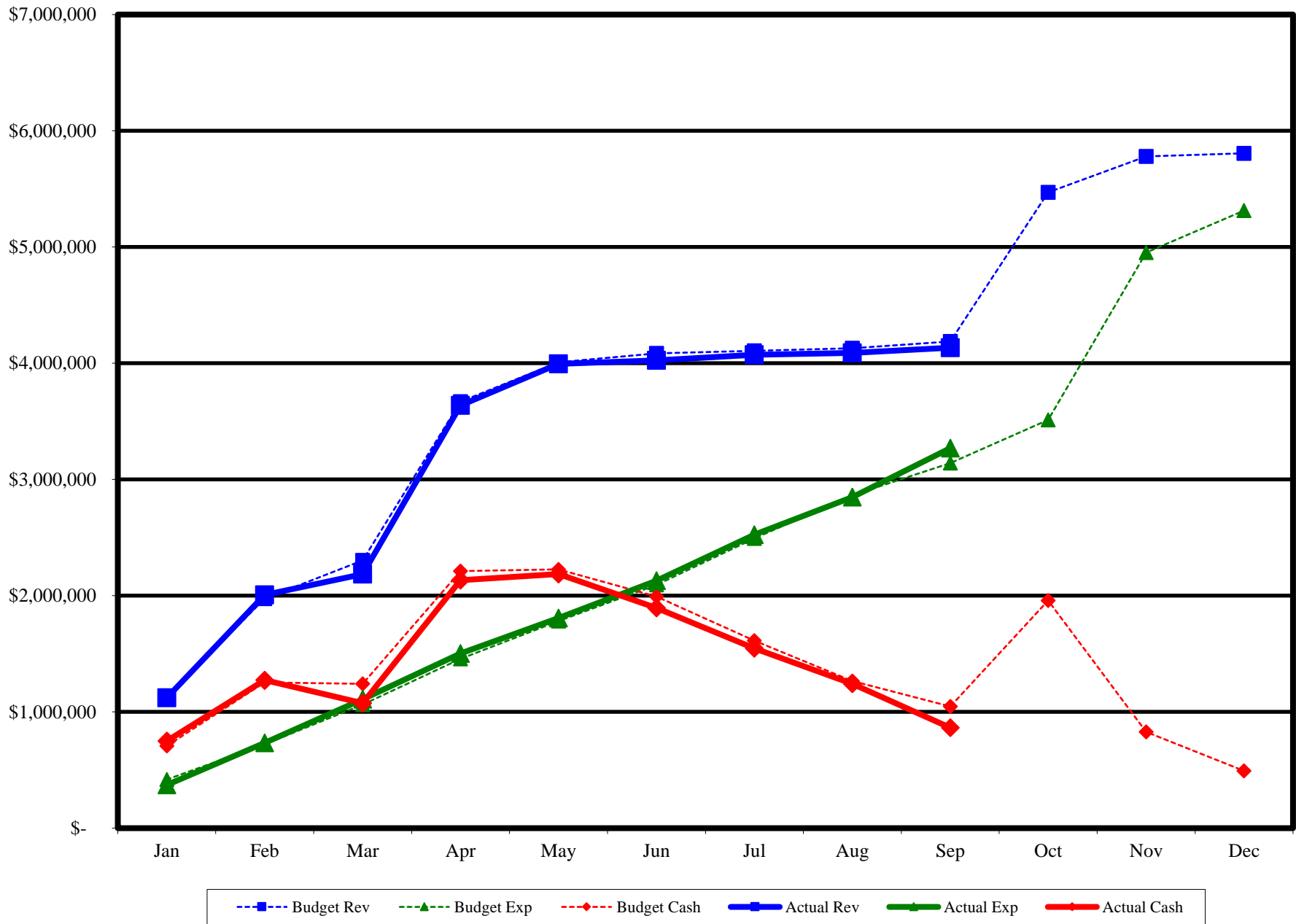
APPENDIX 5- MONTHLY RESPONSE RECORD

Inc #	Date	Sta Zone	Grid	Location	Alarm Time	Resp Time	Type	Resp	Platoon #
964	28 Sep 23	81L	H20	4234 Legacy Dr NE	07:01	10.42	CO Alarm Activatioin	4	C
965	28 Sep 23	81C	I16	Friendly Grove @ 36th Ave NE	23:53	6.59	BLS Unk Med Prob	3	C
966	29 Sep 23	81H	G18	4132 54th Ave NE	07:30	5.28	BLS Fall	2	A
967	29 Sep 23	83A	H16	3741 Harrington Ln NE	09:15	3.22	BLS Medical Alarm	2	A
968	29 Sep 23	307	J16	2516 20th Ave NE	09:56	5.40	ALS Syncope	2	A
969	29 Sep 23	83A	I16	1422 33rd Ave NE	19:14	6.03	ALS Syncope	2	A
970	30 Sep 23	81H	H18	3800 Sleater Kinney Rd NE	15:26	8.25	BLSY Patient Assist	2	C
971	30 Sep 23	307	J17	2718 Lindell Rd NE	16:48	5.38	BLS Fall	2	C
972	30 Sep 23	81F	H19	4629 Foxhall Dr NE	17:48	5.21	BLS Weakness	2	C
973	30 Sep 23	83G	C17	8621 Evergreen Dr NE	18:57	9.57	BLS Weakness	4	C

APPENDIX 6 - VOLUNTEER STAFFING

NAME	RANK / STATUS	PLATOON / DATE	NAME	RANK / STATUS	PLATOON / DATE
Armstrong, Walker	OSP		Henson, Ronald C	Admin Staff	
Barnes, Xavier	FF	A	Holsather, Ryan	Recruit	C
Barthule, Tyler J	Admin Staff		Lacy, Ben	FF/EMT	B
Beard, Colton	FF/EMT	B	LaDue, Chris	LT	B
Campbell, Noah	Recruit	A	McCann, Dustin	FF/AO	B
Carlton, Susan E	Admin Staff		McCosh, Devin	FF/EMT	A
Caron, Judy	Admin Staff		Mulligan, Tyler	FF/EMT	B
Cavazos, Esmeralda M	FF	A	Mullins, Brandon	Recruit	B
Clemens, Jonathan	EMSO		Perry, Andrew	EMT	C
Cochran, Ann	Admin Staff		Poole, James	FF/AO	B
Delos Santos, Rhomel M	FF	C	Poppert, Kenneth	Recruit	B
Fass, Bonnie	Admin Staff		Prine, Don	OSP	
Freed, Richard	FF/EMT	C	Reavis, Cody	FF/EMT	A
Frymire, Sean	Recruit	B	Sheller, Elliot	LoA	9/22/2023
Gill, Patricia Ann	Admin Staff		Stewart, Christopher	FF/AO	B
Grimaldo, Zachary R	FF/EMT	C	Sullivan, Amber	EMT	C
Harn, Dylan	Recruit	A	Van Kirk, Nick	FF/EMT	A
Harn, Jakob	FF	A	Williams, Tom	OSP	
Hayes, Dale	FF/EMT/AO	B	Youngs, John	FF/EMT/AO	C
			Zopolis, James P	Admin Staff	

APPENDIX 7 - 2023 BUDGET VS ACTUAL, CASH BALANCE



APPENDIX 7A -- MONTHLY OPERATING EXPENDITURE VS BUDGET

