

DISTRICT MONTHLY REPORT: JANUARY 2024

ADMINISTRATIVE:

- 1) At their January 9th regular meeting, the Board welcomed new commissioner Jake Hunter, who was sworn into office by Secretary Stumpf. Commissioner Kilpatrick was re-elected to the Chair position and Commissioner Long was re-elected to the Vice Chair position; she will also continue as the Board's representative to the Labor Management Committee.
- 2) At the same meeting, Chief VanCamp presented the 2023 Annual Report including the 2024 goals and objectives. The Board approved the report.
- 3) Secretary Stumpf attended a workshop on the State Basic Accounting and Reporting System (BARS) program on January 23rd.

MASTER PLANNING: Monthly Status Report:

2024 Goal #1--2023-2027 FINANCIAL PLAN: see **Appendix 1.**
2024 Goal #2--Update Phase III District Master Plan: see **Appendix 2.**

PUBLIC RELATIONS & COMMUNITY SERVICES:

District monthly WEBSITE contacts: page views: 410.

- 1) On January 29th, Chiefs VanCamp, LeMay and Clowes met with Juan Mejias who is the new Thurston County Medic One ALS Program Manager.
- 2) On January 12th, Chiefs VanCamp, LeMay and Secretary Stumpf met with staff from South Puget Sound Community College to finalize a public information message multi-media presentation.
- 3) On January 25th Chief LeMay met with the Hollywoods Neighborhood Association regarding disaster planning.

EMERGENCY RESPONSE: Total of 142 calls to date in 2024; 91 for 2008-23 average; (see attached **Monthly Call Summary Report Appendix 4**);

- 1) Type of responses for the month:

	Fire	ALS	BLS	Pub Sfty	False	Total
2024 In FD8	4	24	54	28	10	120
2024 Total	6	29	65	32	10	142
2023 Total	4	78 (Tot EMS)		5	4	91
Average <small>NOTE 1</small>	5	69 (Tot EMS)		13	4	91

- 2) Average number of responders-per-incident for the month:

Total	Daytime	Night	Weekend
3.3	3.1	3.4	3.8

- 3) Performance measures to *Target Levels of Service** for the month/year:

Response Zone	EMS			Fire		
	Total	Meet	Pct	Total	Meet	Pct
Station 8-1	45	34	76%	2	2	100%
Station 8-2	5	1	20%	0	0	0%
Station 8-3	26	16	62%	2	2	100%
Average	EMS			Fire		
Avg 2024 To Date	76.0	51.0	67%	4.0	4.0	100%
Avg 2023	74.5	45.1	61%	3.4	2.8	80%
Avg 08-23 <small>NOTE 2</small>	57.4	35.9	63%	3.4	2.5	74%

*KEY: EMS targets: minimum 2 responders on scene within 8 minutes
Fire targets: minimum 4 responders on scene within 10 minutes
 Does not include false alarms, service calls, mutual aid outside District.
 NOTE 1: Combination of pre-merger FD7 and FD8, for 2008-2023 (monthly average)
 NOTE 2: Combination of pre-merger FD7 and FD8, average for 2008-2023

- 4) BLS transports by FD8 for the month: 2.
 5) Delayed responses for the month:

FD8	Date	Sta	Time	R/T	Incident Type	Comments	Platoon
004	1 Jan 24	81L	17:59	17.46	BLS Sick Person	TCOMM did not record initial unit arrival time	A
012	4 Jan 24	83E	16:17	11.05	BLS Weakness	Delay in turnout; 9-10 min travel time from Sta 8-1	B
028	7 Jan 24	83G	18:20	10.42	BLS Poss CVA	E83 responded from Sta 8-1	C
029	8 Jan 24	83E	18:39	10.51	ALS CPR	E83 responded from Sta 8-1	A
060	12 Jan 24	81L	13:25	10.21	ALS Diabetic	Concurrent incident; E83 responded from Sta 8-3	C
071	15 Jan 24	81L	04:49	13.47	BLS Fall	10 min travel time from Sta 8-1	C
076	15 Jan 24	81L	22:10	12.08	BLSY Patient Assist	10 min travel time from Sta 8-1; non-emergency	A
078	16 Jan 24	83G	08:20	10.14	ALS Sick Person	TCOMM did not record initial unit arrival time	C
082	17 Jan 24	82A	03:58	13.34	BLS CVA	10-12 min travel time from Sta 8-1	C
083	17 Jan 24	83G	05:48	10.04	ALS CPR	10-12 min travel time from Sta 8-1	C
107	24 Jan 24	81F	23:48	9.10	ALS Respiratory Prob	Difficulty in gaining access to address	C
115	25 Jan 24	83E	15:21	30.21	BLSY Patient Assist	TCOMM did not record initial unit arrival time	C
117	25 Jan 24	83G	16:15	15.39	BLS Back Pain	Concurrent incident; BATT 8 responded for AU-83	C
118	26 Jan 24	81L	02:43	13.42	BLSY Patient Assist	10 min travel time from Sta 8-1; non-emergency	C
124	27 Jan 24	81G	07:01	11.09	BLS Back Pain	E35 responded from Sta 3-5	B
130	28 Jan 24	83A	21:52	18.05	BLS Bleeding	Concurrent incident; staged by L/E	A
132	29 Jan 24	81E	03:47	16.34	BLS Fall	Concurrent incident	A
133	29 Jan 24	82A	06:12	10.14	ALS Cardiac Prob	10 min travel time from Sta 8-1	B
137	30 Jan 24	81L	13:50	13.40	BLSY Patient Assist	10 min travel time from Sta 8-1; non-emergency	C

IR&R STAFFING LEVELS: Staffing levels for the month:

Staffing Targets by Position:		Station 8-1	Station 8-3	Note
Engine	Platoon A (Shifts 1, 3 & 8)	100%	100%	
	Platoon B (Shifts 2,4 & 6)	100%	91%	
	Platoon C (Shifts 5,7 & 9)	100%	70%	
Aid Unit	Platoon A (Shifts 1, 3 & 8)	0%	0%	B
	Platoon B (Shifts 2,4 & 6)	0%	0%	B
	Platoon C (Shifts 5,7 & 9)	0%	30%	B
	Battalion Chief on duty	81%		A
	Operations Support (Tenders)	97%		D
	Staffing at Station 8-2 (Johnson Point)	0 Shifts		E
Sub-total	Station 8-3 (North Olympia) Staffing for Month	97%		C
Total	District Wide Staffing for the Month:	98%		C

Notes:

- A) Does not include BC assigned as Company Officer if needed;
- B) Does not include cross-staffing from engine company if needed;
- C) Includes minimum target staffing of Aid Unit 83 at Station 8-3;
- D) Operations Support Program staff for on-call Tender response; and
- E) Supplemental staffing at Station 8-2 if available on shift (number of 24-hr shifts counted).

Volunteer Staffing: roster for the current month: see **Appendix 5**.

PERSONNEL MANAGEMENT, SAFETY & TRAINING:

- 1) 1st Quarter fire training topics:
 - Thurston County Energy Symposium (Q4 23)
 - District map training
 - Quarterly SCBA
- 2) 1st Quarter EMS & Medic-One OTEP:
 - Trauma assessment

- ALS/BLS interface
 - Adult CPR
- 3) Leadership:
- Battalion and company level officer training
- 4) Annual requirements:
- Blood-borne pathogens
 - Driver's training
 - First-aid training & certification (firefighters)
 - Haz-mat operations
 - Hazard communications; employee right-to-know
 - Hearing protection
 - Heat & cold stress
 - Lead awareness training
 - Portable fire extinguishers
 - Respiratory protection equipment training & testing
 - Self-contained breathing apparatus fit testing
 - Technical rescue training
 - Asbestos awareness training
- 6) Other:
- Facilities & Equipment Team (Chief, AC and F&E Staff), (January 17th);
 - All Officers Staff meeting (no meeting);
 - Training & Education Team (Chief, AC and Training Officer), (January 29th);
 - Health & Safety Team (Chief, AC, Health & Safety Officer), (January 23rd);
 - District Community Outreach Team, (January 23rd);
 - District Senior Management (Assistant Chief & Battalion Chiefs), (no meeting);
 - The South Bay Firefighters' Association (SBFFA) (no meeting);
 - Safety Committee (no meeting)

PERSONNEL MANAGEMENT, RELATIONS:

- 1) No report.

EQUIPMENT & FACILITIES:

- 1) Apparatus & Equipment:
- a. No report.
- 2) Facilities:
- a. On January 15th Station 8-1 experienced damage from a broken water pipe above Secretary Stumpf's office as a result of freezing and thawing. Fortunately, the leak was detected rather quickly and damage generally limited to her office, and flooding into three other adjacent offices. Chief VanCamp will ask the Board for approval of an emergency resolution to expedite salvage work and repairs. Chief McBride has been in charge of the response and will report to the Board at their February meeting.
- b. Chief VanCamp met with Thurston County Emergency Radio Network (TCERN) construction project manager Frank Campbell on the Station 8-2 (Johnson Point) remodel and tower installation on January 31st.
- 3) Information Technology:
- a. On January 24th, Secretary Stumpf hosted a meeting with Lacey FD3 Assistant Chief Cerovski regarding a proposed collaboration for information technology support program.
- b. 17 active work stations, 1 on-site server, with overall "health" at 88%.
- c. 13 reactive and 6 proactive service orders for the month.
- d. 32 users have multi-factor authentication enabled.

FINANCIAL: (see also Budget Reports provided by the District Secretary).

Cash Balance	Fund 6680 Operations	Note	Fund 6681 CR&R	Note	Fund 6683 Reserve	Note	Fund 6685 Cap Fac Proj	Note
Beg. 1 Jan 24	\$ 492,810		\$ 572,539		\$ 1,647,823		\$ 582,103	
Current Balance	\$ 205,890	1,3	\$ 881,881	1,3	\$ 1,660,695	1,3	\$ 596,307	1,3
Budget End Bal	\$ 657,341	2,4,5	\$ 724,397	2,5	\$ 1,741,885	2,5	\$ 82,103	2,4

Notes:

- 1: As of 1 February 2024.
- 2: Estimates based upon preliminary tax revenue calculations & fully accounted expensed for remaining budget year.
- 3: Interest rates for current period:
 LGIP Pool: 1.74 %
 TCIP Pool: 1.81 %.
- 4: Includes transfer of \$500,000 from Fund 6685 into Fund 6680 in February 2024.
- 5: Includes transfer of \$366,800 from Fund 6680 into Fund 6681 and \$104,062 from Fund 6680 into Fund 6683 in November 2024.

Operating Cash Flow: projected for the year: see **Appendix 6**.

Operating Expenditures vs Budget: **Appendix 6a**




2024 District Goal #1 Status Report

January


STATUS:



On Track





Some Delay/Difficulty



Significant Impact

The District shall revise and update its 24-28 FINANCIAL PLAN seeking to provide sufficient funding to ensure adequate staffing, operational support and capital assets commensurate with the adopted IR&R staffing plan known as “2 Firestation Model”. This represents the second of two objectives involving voter approval for property tax increases.

- 1)  Information sharing and solicitation of input on 24-28 FINANCIAL PLAN through District Strategic Communications Plan efforts by February 2024. Process to be presented to Board at their February regular meeting.
- 2)  Based on review and input gained in Objective #1, Chief VanCamp to provide formal recommendation on 24-28 FINANCIAL PLAN for Board approval by March 2024. Draft plan ready for any edits for presentation to the Board at their March regular meeting.
- 3) The Board will adopt a resolution to place on the 2024 Primary/General Election ballot a measure to provide additional funding to support the 24-28 FINANCIAL PLAN.



2024 District Goal #2 Status Report

January


STATUS:



On Track



Some Delay/Difficulty



Significant Impact

The District will review and update its Phase III Master Plan documentation.

- 1)  **"Apparatus & Equipment Master Plan": Chief McBride by August 2024.** Objective being included in member's PDP Expectations for 2024.
- 2)  **"Community Communications & Risk Reduction Master Plan": Secretary Stumpf by July 2024.** Objective being included in member's PDP Expectations for 2024.
- 3)  **"Incident Readiness & Response Master Plan": Chief LeMay by July 2024.** Objective being included in member's PDP Expectations for 2024.
- 4)  **"Training & Education Master Plan": Chief Clowes by August 2024.** Objective being included in member's PDP Expectations for 2024.
- 5)  **"District Health & Safety Program, Plan, Policy & Procedures" Chief Hall by August 2024.** Objective being included in member's PDP Expectations for 2024.
- 6) **Chief VanCamp to provide an overall recommendation to the Board for amendments to the "District Master Plan" by October 2024.**
- 7) **Upon approval by the Board, Chief VanCamp will coordinate the implementation of the updated "District Master Plan".**

APPENDIX 4: MONTHLY RESPONSE RECORD

Inc #	Date	Sta Zone	Grid	Location	Alarm Time	Resp Time	Type	Resp	Platoon #
001	1 Jan 24	81A	I16	2649 Libby Rd NE	01:30	5.04	ALS Seizure	4	A
002	1 Jan 24	83A	H15	125 41st Ave NE	13:19	4.09	BLSY Patient Assist	2	A
003	1 Jan 24	307	K17	1116 Fenske Dr NE	16:15	5.18	ALS Chest Pain	3	A
004	1 Jan 24	81L	G20	7242 Highlands Dr NE	17:59	17.46	BLS Sick Person	3	A
005	1 Jan 24	81C	I16	2900 Friendly Grove Rd NE	18:11	N/A	Fire Alarm Activation	2	A
006	3 Jan 24	83A	G15	4806 Cushman Rd NE #128	14:30	6.52	ALS Rapid Heart Rate	2	C
007	3 Jan 24	83A	G15	4805 Cushman Rd NE	15:51	5.34	Water Rescue	6	C
008	3 Jan 24	307	J16	2508 20th Ave NE	16:49	6.28	ALS Respiratory Prob	3	C
009	4 Jan 24	307	J17	1302 South Bay Rd NE	01:21	6.29	BLSY Sick Person	3	C
010	4 Jan 24	83E	F15	6538 Boston Harbor Rd NE	04:42	5.51	ALS Seizure	4	C
011	4 Jan 24	81A	I17	3225 South Bay Rd NE	10:37	2.02	ALS Respiratory Prob	3	B
012	4 Jan 24	83E	E15	331 72nd Way NE	16:17	11.05	BLS Weakness	2	B
013	5 Jan 24	81A	I17	3001 South Bay Rd NE	06:49	3.34	BLS Pain in Extremity	3	C
014	5 Jan 24	83A	G15	5127 Indian Rd NE	11:27	5.42	Fire Alarm Activation	3	C
015	5 Jan 24	307	J17	1302 South Bay Rd NE	15:55	4.51	BLS Back Pain	4	C
016	5 Jan 24	81H	I19	2946 Jorgenson Rd NE	18:47	7.59	ALS Chest Pain	3	C
017	5 Jan 24	81L	G20	7242 Highlands Dr NE	19:38	7.31	ALS Seizure	3	C
018	5 Jan 24	82A	E18	6949 Kellogg Dr NE	20:03	9.14	BLS Poss CVA	3	C
019	5 Jan 24	94A	F14	6306 Leprechaun Ln NW	20:35	N/A	Service Call	1	C
020	5 Jan 24	82A	E19	7000 Johnson Point Rd NE	20:43	0.00	Service Call	3	C
021	6 Jan 24	83G	C17	2910 Fishtrap Lp NE	10:44	8.53	BLS Fall	2	A
022	6 Jan 24	83A	H16	1549 38th Ln NE	19:23	5.32	BLS Sick Person	2	A
023	6 Jan 24	83G	C17	8925 Libby Rd NE	21:30	8.51	BLS Pain in Extremity	2	A
024	6 Jan 24	307	J17	1410 South Bay Rd NE	22:05	5.33	BLS Abdominal Pain	3	A
025	6 Jan 24	O3E	K17	Martin @ Lilly Rd NE	22:37	0.00	Service Call	3	A
026	7 Jan 24	307	J17	2235 South Bay Rd NE	07:49	4.41	BLS Fall	3	C
027	7 Jan 24	81L	G20	7128 Highlands Dr NE	09:21	8.37	Fire 1	8	C
028	7 Jan 24	83G	C17	2620 Fishtrap Rd NE	18:20	10.42	BLS Poss CVA	2	C
029	8 Jan 24	83E	E15	7340 Boston Harbor Rd NE	18:39	10.51	ALS CPR	7	A
030	9 Jan 24	83E	D15	424 76th Way NE	23:33	8.08	Brush 2	5	A
031	9 Jan 24	81A	I17	2729 36th Ave NE	00:01	2.52	Wires Down	6	A
032	9 Jan 24	81K	G19	5700 Puget Rd NE	00:14	7.56	Service Call	5	A
033	9 Jan 24	83E	F16	Boston Harbor @ Zangle Rd NE	00:37	N/A	Service Call	3	A
034	9 Jan 24	82A	D19	8604 Baird Rd NE	01:04	12.02	Wires Down	3	A
035	9 Jan 24	82A	D19	8100 Johnson Point Rd NE	01:19	8.31	Fire Alarm Activation	3	A
036	9 Jan 24	81A	I17	36th @ Libby Rd NE	01:24	14.28	Wires Down	3	A
037	9 Jan 24	83C	G17	5200 Libby Rd NE	04:16	8.02	Service Call	3	A
038	9 Jan 24	81B	G17	5400 Lemon Rd NE	04:49	7.25	Service Call	3	A
039	9 Jan 24	82C	F21	7620 Sandy Point Rd NE	07:24	10.05	Service Call	2	B
040	9 Jan 24	81A	F17	Woodard Bay @ Lemon Rd NE	07:27	7.28	Service Call	3	B
041	9 Jan 24	82A	C19	8834 Johnson Point Rd NE	10:40	14.41	Wires Down	2	B
042	9 Jan 24	81A	I17	3333 South Bay Rd NE	12:16	2.13	BLS DoA	4	B
043	9 Jan 24	83D	I15	3418 Gull Harbor Rd NE	12:30	5.06	ALS Cardiac Prob	2	B
044	9 Jan 24	81C	H16	4407 Libby Rd NE	14:39	5.01	BLS Abdominal Pain	2	B
045	9 Jan 24	83G	D17	8518 Evergreen Dr NE	17:35	9.09	Wires Down	2	B
046	9 Jan 24	81F	H18	4449 Johnson Point Rd NE	17:57	5.31	Wires Down	2	B
047	9 Jan 24	83C	G17	46th @ Libby Rd NE	18:18	5.07	Service Call	4	B
048	9 Jan 24	81F	G19	Johnson Point @ Puget Rd NE	18:18	4.39	Service Call	3	B
049	9 Jan 24	82A	E19	Kerbaugh @ 76th Ave NE	18:45	N/A	Service Call	3	B
050	9 Jan 24	83G	D17	8426 Evergreen Dr NE	19:41	12.24	Wires Down	4	B
051	9 Jan 24	82A	E19	76th @ Kerbaugh Rd NE	20:23	14.52	Service Call	3	B
052	9 Jan 24	83G	D17	8426 Evergreen Dr NE	21:29	9.18	Wires Down	4	B
053	10 Jan 24	81C	I16	3540 Friendly Grove Rd NE	17:46	N/A	Fire Alarm Activation	3	A
054	10 Jan 24	81A	I17	3212 Libby Rd NE	19:42	4.06	ALS Respiratory Prob	3	A
055	10 Jan 24	83A	G16	1708 46th Ave NE	20:33	4.18	ALS Cardiac Prob	3	A
056	11 Jan 24	81F	G19	4922 Puget Rd NE #773	08:11	8.34	BLS Overdose	2	B
057	11 Jan 24	O3E	L17	1202 Fones Rd SE	22:17	4.26	Fire 1 (Mutual Aid)	4	B

APPENDIX 4: MONTHLY RESPONSE RECORD

Inc #	Date	Sta Zone	Grid	Location	Alarm Time	Resp Time	Type	Resp	Platoon #
058	12 Jan 24	83A	H15	736 36th Ave NE	02:44	6.04	BLS Respiratory Prob	2	B
059	12 Jan 24	81A	I17	3001 South Bay Rd NE	13:13	2.56	ALS CVA	3	C
060	12 Jan 24	81L	G20	6718 Prairie Ridge Dr NE	13:25	10.21	ALS Diabetic	3	C
061	13 Jan 24	307	J17	2642 Jabbok Way NE	00:30	7.53	ALS Sick Person	3	C
062	13 Jan 24	83A	G16	5046 Boston Harbor Rd NE	05:40	0.00	BLS Unk Med Prob	3	C
063	13 Jan 24	83A	G15	4806 Cushman Rd NE #129	12:05	5.15	Fire 2	9	B
064	13 Jan 24	83E	E15	7015 Zangle Rd NE	12:18	5.21	Fire Alarm Activation	4	B
065	14 Jan 24	81A	I18	3610 34th Ln NE	06:36	2.42	ALS Abdom Prob	6	C
066	14 Jan 24	81A	I17	3432 South Bay Rd NE	12:30	3.01	Fire Alarm Activation	6	C
067	14 Jan 24						<i>Dispatcher Error</i>		
068	14 Jan 24	O2A	L14	1409 Evergreen Park Dr SW #301	15:17	19.32	Service Call	3	C
069	14 Jan 24	307	K17	2725 12th Ave NE	17:59	5.28	ALS Fall	3	C
070	14 Jan 24	81D	I17	2610 South Bay Rd NE	19:41	3.58	BLS Unk Med Prob	3	C
071	15 Jan 24	81L	F21	5730 Whispering Pines St NE	04:49	13.47	BLS Fall	4	C
072	15 Jan 24	318	H21	4328 Freemont St NE	15:53	12.29	Service Call	3	A
073	15 Jan 24	81A	I17	3506 Shincke Rd NE	15:54	0.00	Service Call	3	A
074	15 Jan 24	307	K17	2725 12th Ave NE	17:42	4.20	BLS Fall	4	A
075	15 Jan 24	81H	I18	4535 Pleasant Glade Rd NE	20:43	5.18	ALS Respiratory Prob	3	A
076	15 Jan 24	81L	G20	6718 Prairie Ridge Dr NE	22:10	12.08	BLSY Patient Assist	4	A
077	15 Jan 24	82A	F18	4620 65th Ave NE	23:25	8.09	BLSY Patient Assist	3	A
078	16 Jan 24	83G	C17	3336 Fishtrap Lp NE	08:20	10.14	ALS Sick Person	2	C
079	16 Jan 24	307	J17	2017 South Bay Rd NE	08:52	7.03	Gas Leak Outside	4	C
080	16 Jan 24	83A	G15	4805 Cushman Rd NE #52	20:04	4.50	BLS CVA	3	C
081	16 Jan 24	81D	I17	2610 South Bay Rd NE	21:33	5.10	BLSY Patient Assist	4	C
082	17 Jan 24	82A	C19	8835 Johnson Point Rd NE	03:58	13.34	BLS CVA	4	C
083	17 Jan 24	83G	D16	8402 Island View Dr NE	05:48	10.04	ALS CPR	8	C
084	17 Jan 24	83A	F16	6223 Woodard Bay Rd NE	06:47	4.08	BLS CVA	3	A
085	17 Jan 24	81H	H18	4511 Sleater Kinney Rd NE	09:16	4.02	BLS Ankle Injury	3	A
086	17 Jan 24	81H	I18	4437 31st Ave NE	09:51	3.26	ALS Seizure	2	A
087	17 Jan 24	81E	H20	3705 Eagle Dr NE	15:31	7.50	ALS Respiratory Prob	3	A
088	17 Jan 24	81A	G17	5037 Shincke Rd NE	16:19	5.00	BLS Fall	3	A
089	18 Jan 24	83E	D15	7707 Boston Harbor Rd NE	08:00	6.58	CO Alarm	2	B
090	18 Jan 24	307	K17	2828 8th Ave NE	11:06	6.09	BLS Hip Pain	2	B
091	18 Jan 24	81A	F17	Shincke @ Woodard Bay Rd NE	11:55	N/A	Service Call	2	B
092	18 Jan 24	307	K17	8th @ South Bay Rd NE	21:39	6.39	BLS Hand Injury	4	B
093	18 Jan 24	307	K17	8th @ South Bay Rd NE	22:40	6.39	BLS Hand Injury	4	B
094	19 Jan 24	81H	F18	5618 Sleater Kinney Rd NE	09:29	7.49	BLS Fall	2	A
095	19 Jan 24	81F	G19	5346 Johnson Point Rd NE	20:31	N/A	BLS Unk Med Prob	3	A
096	19 Jan 24	81A	I17	3030 South Bay Rd NE	21:32	3.30	ALS Unconscious	3	A
097	20 Jan 24	307	J17	2235 South Bay Rd NE	08:22	4.29	BLS Abdominal Pain	4	B
098	20 Jan 24	81A	I17	3443 Lilly Rd NE	09:47	3.45	Fire Alarm Activation	5	B
099	20 Jan 24	81B	G17	5047 Lemon Rd NE	14:20	4.31	Fire Alarm Activation	5	B
100	21 Jan 24	82A	D19	8100 Johnson Point Rd NE	08:00	10.26	Fire Alarm Activation	1	C
101	21 Jan 24	81H	G18	Sleater Kinney @ 56th Ave NE	10:17	5.11	Smoke Investigation	5	C
102	21 Jan 24	81A	I17	3422 29th Ave NE	20:07	4.15	Service Call	5	C
103	22 Jan 24	83A	G15	5127 Indian Rd NE	07:01	6.21	CO Alarm	3	B
104	23 Jan 24	83E	E15	7001 Bayview Dr NE	07:09	N/A	BLS Medical Alarm	3	C
105	23 Jan 24	83E	E15	625 75th Way NE	08:06	7.23	ALS Abdom Prob	2	C
106	23 Jan 24	81B	H17	4202 Lemon Rd NE	12:22	3.58	BLS Eye Problem	4	C
107	24 Jan 24	81F	G19	4922 Puget Rd NE #101-102	23:48	9.10	ALS Respiratory Prob	4	C
108	24 Jan 24	81L	G20	5440 St Charles Lp NE	06:07	8.14	BLS Fall	4	A
109	24 Jan 24	83E	E15	602 Bromley Ln NE	10:53	6.41	BLS Abdominal Pain	2	A
110	24 Jan 24	82A	F19	6215 Johnson Point Rd NE	11:30	5.55	ALS CPR	4	A
111	24 Jan 24	82A	F19	6215 Johnson Point Rd NE	11:56	N/A	Chaplain Call-out	1	A
112	24 Jan 24	81E	I20	6705 Hawks Prairie Rd NE	13:18	7.06	Smoke Investigation	3	A
113	24 Jan 24	81A	I18	3630 34th Ln NE	17:01	3.22	BLS Sick Person	3	A
114	24 Jan 24	81F	G19	4846 Johnson Point Rd NE	17:32	3.40	BLS MVA	6	A

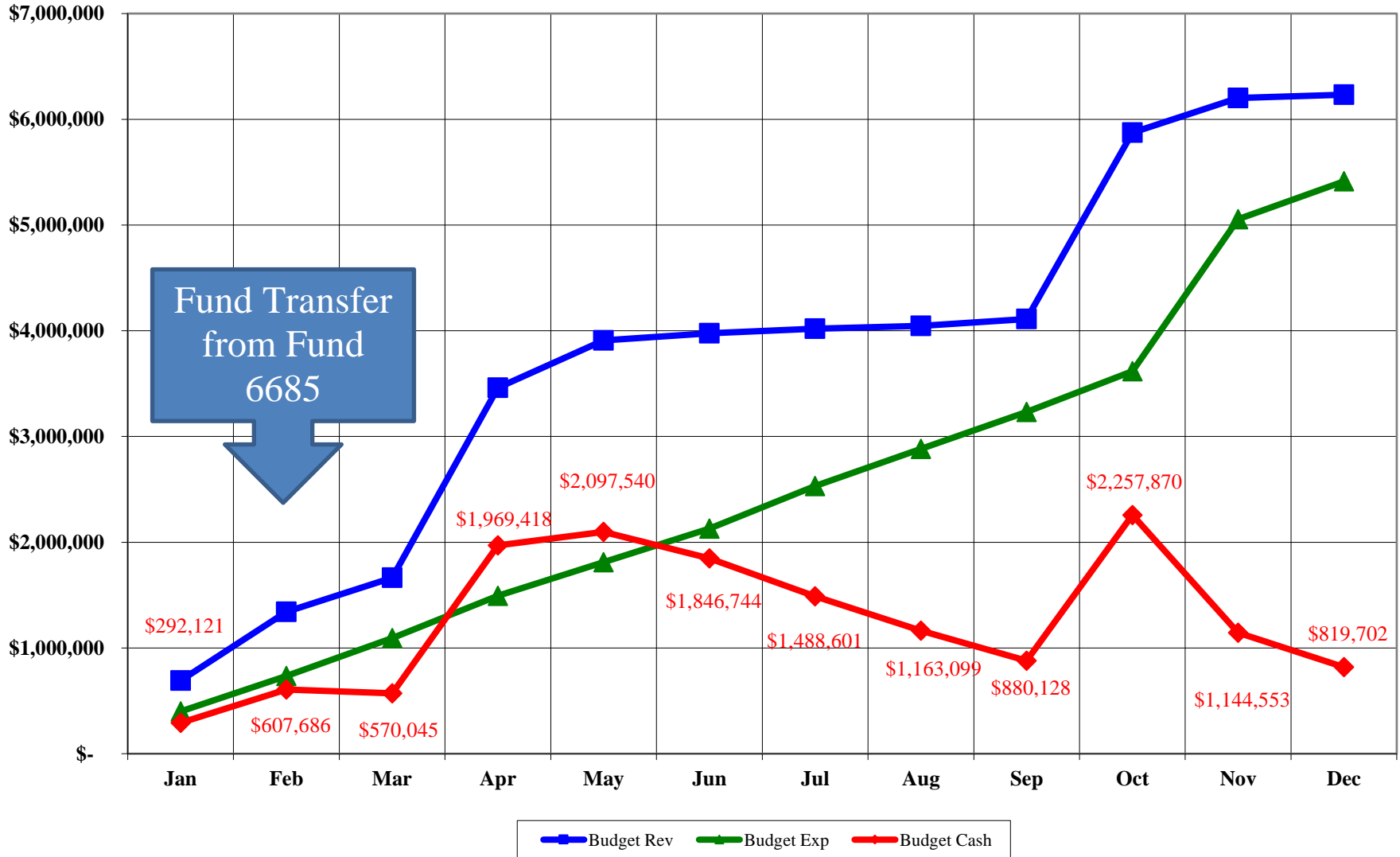
APPENDIX 4: MONTHLY RESPONSE RECORD

Inc #	Date	Sta Zone	Grid	Location	Alarm Time	Resp Time	Type	Resp	Platoon #
115	25 Jan 24	83E	D16	8309 Zangle Rd NE	15:21	30.21	BLSY Patient Assist	3	C
116	25 Jan 24	307	J16	2310 25th Ln NE	16:15	5.46	BLS Seizure	3	C
117	25 Jan 24	83G	C17	8925 Libby Rd NE	16:15	15.39	BLS Back Pain	3	C
118	26 Jan 24	81L	G20	6718 Prairie Ridge Dr NE	02:43	13.42	BLSY Patient Assist	2	C
119	26 Jan 24	83A	G15	4806 Cushman Rd NE #157	10:04	4.26	BLS Medical Alarm	2	A
120	26 Jan 24	81J	I15	2810 Gull Harbor Rd NE	15:51	7.15	BLS Fall	2	A
121	26 Jan 24	81A	H18	3621 South Bay Rd NE	16:59	2.39	BLS Unk Med Prob	3	A
122	26 Jan 24	81D	I17	3126 26th Ave NE	17:15	3.37	ALS Respiratory Prob	3	A
123	26 Jan 24	81C	I16	36th @ Friendly Grove Rd NE	21:09	5.46	BLS Abdominal Pain	3	A
124	27 Jan 24	81G	I20	6216 33rd Ln NE	07:01	11.09	BLS Back Pain	4	B
125	27 Jan 24	83A	H16	3741 Harrington Ln NE	16:33	5.51	BLS Fall	4	B
126	27 Jan 24	307	K17	2725 12th Ave NE	19:53	5.02	BLS Fall	3	B
127	28 Jan 24	81H	H18	3929 South Bay Lp NE	00:32	4.32	BLS Fall	3	B
128	28 Jan 24	83A	H16	3741 Harrington Ln NE	17:17	6.03	BLS Medical Alarm	2	A
129	28 Jan 24	81A	I18	3630 34th Ln NE	21:45	3.25	BLSY Patient Assist	4	A
130	28 Jan 24	83A	F16	6303 Libby Rd NE	21:52	18.05	BLS Bleeding	4	A
131	29 Jan 24	81L	G20	7224 50th Ave NE	02:47	9.20	Fire 2	5	A
132	29 Jan 24	81E	H20	3625 Owl Ln NE	03:47	16.34	BLS Fall	4	A
133	29 Jan 24	82A	D19	8448 Johnson Point Rd NE	06:12	10.14	ALS Cardiac Prob	4	B
134	29 Jan 24	81H	G18	5044 Sleater Kinney Rd NE	10:54	5.20	BLS Fall	3	B
135	29 Jan 24	83G	E16	6847 Libby Rd NE	19:01	5.28	BLSY Patient Assist	3	B
136	30 Jan 24	81H	G18	5044 Sleater Kinney Rd NE	09:15	5.53	BLSY Patient Assist	4	C
137	30 Jan 24	81L	G20	6718 Prairie Ridge Dr NE	13:50	13.40	BLSY Patient Assist	4	C
138	30 Jan 24	81H	H18	3929 South Bay Lp NE	19:00	5.16	BLSY Patient Assist	3	C
139	31 Jan 24	81C	I16	3333 Friendly Grove Rd NE	09:12	4.06	BLS Weakness	3	B
140	31 Jan 24	307	K17	2841 10th Ave NE	09:18	6.01	ALS Respiratory Prob	3	B
141	31 Jan 24	81L	G20	6718 Prairie Ridge Dr NE	17:05	6.47	BLS ALoC	4	B
142	31 Jan 24	82C	F20	6513 Marvin Rd NE	18:35	N/A	Fire Alarm Activation	4	B
143	31 Jan 24	81H	G18	Sleater Kinney @ 53rd Ln NE	21:57	5.14	BLS Unk Med Prob	4	B

APPENDIX 5 -- VOLUNTEER STAFFING

NAME	RANK	PLATOON	NAME	RANK	PLATOON
Allan, George	Recruit	A	Johnson, Elijah	Recruit	C
Armstrong, Walker	OSP		Jones, Joel	Recruit	B
Barnes, Xavier	FF	A	LaDue, Chris	LT	B
Barthule, Tyler J	Admin Staff		Matute, Ernest	Recruit	A
Campbell, Noah	Recruit	A	McCann, Dustin	FF/AO	B
Carlton, Susan E	Admin Staff		Mulligan, Tyler	FF/EMT	B
Caron, Judy	Admin Staff		Niehl, David	EMT	B
Clemens, Jonathan	EMSO		Perry, Andrew	EMT	C
Cochran, Ann	Admin Staff		Poole, James	FF/AO	B
Evans, Paul	EMT	A	Poppert, Kenneth	Recruit	B
Fass, Bonnie	Admin Staff		Prine, Don	OSP	
Freed, Richard	FF/EMT	C	Reavis, Cody	FF/EMT	A
Frymire, Sean	Recruit	B	Stewart, Christopher	FF/AO	B
Gill, Patricia Ann	Admin Staff		Sullivan, Amber	EMT	C
Grimaldo, Zachary R	FF/EMT	C	Swenson, Matthew	Recruit	C
Harn, Jakob	FF	A	Van Kirk, Nick	FF/EMT	A
Hayes, Dale	FF/EMT/AO	B	Williams, Tom	OSP	
Hebert, John	Recruit	A	Wiseman, Erik	Recruit	C
Henson, Ronald C	Admin Staff		Youngs, John	FF/EMT/AO	C
Holsather, Ryan	Recruit	C	Zopolis, James P	Admin Staff	

APPENDIX 6: FUND 6680 CASH FLOW: PROJECTED 2024 REVENUE & EXPENSES



APPENDIX 6A -- MONTHLY OPERATING EXPENDITURE VS BUDGET

