

DISTRICT MONTHLY REPORT: MAY 2021

ADMINISTRATIVE:

- 1) Secretary Stumpf worked on public media to include key messages on "Nextdoor"; topics included wildland fire protections, Thurston County Food Bank collections, use of personal floatation devices and kid's bicycle helmets.

MASTER PLANNING: Action Item Summary List:

2021 Goal #1--IR&R Staffing: see **Appendix 1.**

2021 Goal #2--Capital Repairs & Replacement: see **Appendix 2.**

2021 Goal #3--Training & Education Master Plan: see **Appendix 3.**

2021 Goal #4--Community Outreach Plan: see **Appendix 4.**

PUBLIC RELATIONS & COMMUNITY SERVICES:

District monthly WEBSITE contacts: page views: 1,127; visitors: 1,134.

- 1) Chief McBride assisted in promotional processes for North Mason Regional Fire Authority and Chief VanCamp the same at Central Mason Fire & EMS. Chief LeMay also assisted South East Thurston Regional Fire Authority in their promotional process on May 17th.
- 2) On May 11th, Chief VanCamp attended the virtual Thurston County public hearing on a shoreline substantial development plan for the boat-launch at Boston Harbor.
- 3) Chief VanCamp was notified by the real estate agent for the Root Family on the pending sale of their home adjacent to Station 8-3; after careful evaluation of the potential future needs, price and accommodation for existing rights-of-way, the District chose not to place an offer at this time.

EMERGENCY RESPONSE: Total of 442 calls to date; 406 for 2008-20 average; (see attached ***Monthly Call Summary Report Appendix 5***);

- 1) **Type of responses** for the month:

	Fire	ALS	BLS	Pub Sfty	False	Total
2021 In FD8	1	23	51	5	2	82
2021 Total	2	26	65	5	2	100
2020 (Total)	10	75	(Tot EMS)	11	2	98
Average ^{NOTE 1}	6	71	(Tot EMS)	7	3	87

- 2) **Average number of responders-per-incident** for the month:

	Total	Daytime	Night	Weekend
2021	3.5	3.0	3.7	3.9
2020	4.3	4.0	4.9	3.8

- 3) **Performance measures to Target Levels of Service*** for the month/year:

Response Zone	EMS			Fire		
	Total	Meet	Pct	Total	Meet	Pct
Station 8-1	38	30	79%	0	0	0%
Station 8-2	18	4	22%	0	0	0%
Station 8-3	16	11	69%	1	1	100%

Average	EMS			Fire		
	Total	Meet	Pct	Total	Meet	Pct
Avg 2021 To Date	56.8	33.6	59%	3.4	3.2	94%
Avg 2020	59.8	37.3	62%	3.6	3.2	88%
Avg 08-20 <small>NOTE 2</small>	54.0	34.4	64%	3.5	2.4	70%

*KEY: EMS targets: minimum 2 responders on scene within 8 minutes
Fire targets: minimum 4 responders on scene within 10 minutes
Does not include false alarms, service calls, mutual aid outside District.
NOTE 1: Combination of pre-merger FD7 and FD8, for 2008-2020 (monthly average)
NOTE 2: Combination of pre-merger FD7 and FD8, average for 2008-2020

4) Delayed responses for the month:

FD8	Date	Sta	Time	R/T	Incident Type	Comments	Shift
352	4 May 21	82A	14:28	10.54	ALS Chest Pain	10-12 min travel time from Sta 8-1	
356	5 May 21	82A	14:53	8.54	BLS Eye Injury	8 min travel time from Sta 8-1	
362	8 May 21	81L	10:49	11.57	BLS Fall	10-13 min travel time from Sta 8-1	7
365	8 May 21	82C	18:37	9.16	ALS Chest Pain	9 min travel time from Sta 8-1	7
368	9 May 21	81L	20:29	10.34	BLS Bleeding	9 min travel time from Sta 8-1	8
372	10 May 21	82B	16:14	10.07	BLS Patient Assist	10-11 min travel time from Sta 8-1	
381	12 May 21	82C	12:19	10.36	BLS Assist L/E	9 min travel time from Sta 8-1	
382	12 May 21	82C	14:09	24.31	BLS Fall	Arrival not recorded by TComm	
397	16 May 21	83A	21:03	11.44	ALS Seizure	Error in documentation of arrival time	6
398	17 May 21	81L	01:18	11.15	BLSY Fall	10-11 min travel time from Sta 8-1	6
401	18 May 21	81L	21:22	14.47	BLS Weakness	12 min travel time from Sta 8-1	8
403	19 May 21	82A	14:52	15.06	BLS Fall	12 min travel time from Sta 8-1; non-emergency	
404	20 May 21	82A	11:43	11.24	BLSY Patient Assist	12 min travel time from Sta 8-1; non-emergency	
405	21 May 21	83D	01:43	21.40	BLS Fall	Arrival not recorded by TComm	1
406	21 May 21	82A	15:53	10.31	BLS Heart Prob	10-12 min travel time from Sta 8-1	
408	21 May 21	83D	17:37	13.44	BLS Fall	Delay due to concurrent incident	
412	22 May 21	81L	11:20	9.22	ALS Fall	E35 response to scene (from Sta 3-5)	3
418	23 May 21	82C	20:32	10.28	ALS Respiratory Prob	8-10 min travel time from Sta 8-1	4
419	24 May 21	82C	06:37	10.39	ALS Diabetic	8-10 min travel time from Sta 8-1	
423	25 May 21	83A	23:29	12.48	ALS MVA	Arrival not recorded by TComm	6
427	27 May 21	81L	14:32	10.58	ALS Seizure	10-11 min travel time from Sta 8-1	
435	29 May 21	81L	19:14	11.38	BLS Breathing Prob	10-12 min travel time from Sta 8-1	1
437	30 May 21	82A	07:24	10.01	BLS Fall	10-12 min travel time from Sta 8-1	2
444	31 May 21	82C	11:23	10.27	BLS Patient Assist	9-10 min travel time from Sta 8-1	

IR&R STAFFING LEVELS: Staffing levels for the month:

Staffing Targets by Position:		Station 8-1	Station 8-3	Note
Dayshift	Battalion Chief:	95%		A
	Engine/EMS Company:	100%	100%	B
	Station Staffed:	100%	100%	
Night & Weekend	Battalion Chief:	83%		
	Company Officer:	100%	32%	B
	Engine Company:	100%	32%	B,C
	EMS Company:	100%	90%	D
	Operations Support (Tenders)	92%		E
Total	Summary of Staffing Level for the Month:	100%	94%	D
Total	District Wide Staffing for the Month:	97%		

Notes:

- A) Includes weekday holidays when BC not staffed;
- B) Includes BC assigned as Company Officer if needed;
- C) May be cross-trained/certified staff (e.g. Firefighter-EMT);
- D) Includes minimum target staffing of Aid Unit 83 at Station 8-3; and

E) *Operations Support Program staff for on-call for Driver-Operator & Tender response.*

Volunteer Staffing: status for the current month: see **Appendix 6.**

PERSONNEL MANAGEMENT, SAFETY& TRAINING:

1) **Current Training Topics:**

- Live fire training at Mark Noble Regional Training Center (all shifts);
- Wildland fire refresher training;
- SCBA quarterly qualifications;
- Heat related illness (safety & health) training;
- Fit testing for N95-ENVO (medical) masks;
- Fit testing for MSA G1 self-contained breathing apparatus masks; and
- Battery-powered "Sawzall" tool in-service training.
- Out of a total of 882 quarterly training assignments, 379 have been completed by the end of April.

2) **Medic-One OTEP:**

- OTEP for traumatic brain injuries;
- OTEP for affective patient characteristics; and
- CPR, automatic defibrillation and supra-glottic airway insertion.

3) **Leadership:**

- Accident and "near-miss" forms (self-study Safety Committee minutes);
- Live fire incident analysis with video review of shift performance; and
- Operations Team meeting held May 6th; the meeting was held "virtually".

4) **Other:**

- Chiefs VanCamp and LeMay attended the annual (virtual this year) Association of Washington City's Labor Relations Institute on May 5th and 6th.

PERSONNEL MANAGEMENT, RELATIONS:

- 1) Chief McBride undertook IAFC leadership and mediator training during the month.
- 2) The South Bay Firefighters' Association meeting was held on May 3rd.

EQUIPMENT & FACILITIES:

1) **Apparatus & Equipment:**

- a. The Facilities & Equipment Team met on May 4th;
- b. Chief VanCamp met with the Thurston County Emergency Radio Network team on May 4th to begin to finalize design specifications for the new county-wide trunked radio system.
- c. The process for purchasing a replacement staff car (for Battalion 8), but, Washington State DES-Procurement has a delay on ordering & delivery of vehicles.
- d. Two new battery-powered positive pressure fans were received; these are the first of several battery-operated tools that will be procured, replacing gasoline-engine powered equipment. The two fans will be stored on Engines 81 & 83.
- e. Replacement thermal imaging cameras were tested by District staff during their live-fire training events.
- f. Engine 83 (3130) and Tender 82 (3135) underwent the annual pump testing on May 11th.

2) **Facilities:**

- a. After the second bid openings for the Station 8-1 septic system upgrades on May 25th, Chief VanCamp evaluated the bids, and based upon a recommendation of the project team, chose to terminate the project until such

time that construction costs “returned to normal”. Use of the septic system will continued to be monitored closely.

FINANCIAL: (see also *Budget Reports provided by the District Secretary*).

Cash Balance	Fund 6680 Operations	Note	Fund 6681 CR&R	Note	Fund 6683 Reserve	Note	Fund 6685 Cap Fac Proj	Note
Beg. 1 Jan 20	\$ 931,802		\$ 883,289		\$ 1,292,090		\$ 1,518,573	
Current Balance	\$ 1,529,826	1,3	\$ 872,222	1,3	\$ 1,295,558	1,3	\$ 2,397,872	1,3
Budget End Bal	\$ 765,300	2,3,4	\$ 1,090,000	2,3,4	\$ 1,313,000	2,3	\$ 1,540,000	2,3

Notes:

- 1: As of 1 June 2021.
- 2: Estimates based upon preliminary tax revenue calculations & fully accounted expensed for remaining budget year.
- 3: Interest rates for current period:
LGIP Pool: 1.74 %
TCIP Pool: 1.81 %.
- 4: Includes transfer of \$286,000 from Fund 6680 to Fund 6681 (November 2021).

Operating Cash Flow: projected for the year: see **Appendix 7**.

Operating Expenditures vs Budget: **Appendix 7a**



2021 District Goal #1 Status Report

May

STATUS:



Not Started



Started



In-Progress



Complete (Project)





Complete-Ongoing (Program)

The District shall achieve 98% District-wide minimum Incident Readiness & Response (IR&R) staffing levels, as identified in the *District Target Levels of Service (TLoS)*.

Achievement of District-wide staffing goal for the month:

JAN	FEB	MAR	APR	MAY	JUN	JUL	AUG	SEP	OCT	NOV	DEC
95%	96%	95%	94%	97%							

- 1)  **Priority #1:** The Operations-Training & Safety Team, led by AC LeMay, shall ensure qualified staffing for a minimum of 2 Apparatus Driver-Operators for each shift by December 2021.
 - Six members enrolled in training; no progress reported during month.
 - Currently, 3 non-officer volunteer D/O's on leave of absence.

- 2)  The Operations-Training & Safety Team, led by AC LeMay, will develop a register for the Resident Responder Program, evaluate & select members (for a target level of 6) and implement shift staffing for Station 8-2 (Johnson Point) by January 2022. This objective will depend upon termination of SARS-COV2 / COVID-19 pandemic special precautions.
 - Review of plan and policy conducted to begin recruitment planning process.
 - The recruitments process and preparations at the residence pending termination of COVID-19 pandemic precautionary efforts.



2021 District Goal #2 Status Report

May

STATUS:



Not Started



Started



In-Progress







Complete (Project)



Complete-Ongoing (Program)

The District will review the Capital Repairs & Replacement (CR&R) Plan and Budget to the optimize apparatus and major equipment replacement schedule to better conform with recently adopted master plans.

- 1)  The Facilities & Equipment Team, led by Chief VanCamp, will review the Plan and provide recommendations for changes to Chief VanCamp by March 2021.
 - Complete.
- 2)  Chief VanCamp will provide a proposed amendment to the CR&R Plan and Budget to the Board by June 2021.
 - Complete.
- 3)  The Facilities & Equipment Team, led by Chief VanCamp, will ensure projects approved for 2021 be initiated and implemented as soon as possible based on each project's schedule.
 - Station 8-1 septic upgrade postponed after second bidding session (non-competitive environment).
 - Battery-operated portable equipment for new pumper and Engine 81 being procured.
- 4)  By August 2021, the Operations-Training & Safety Team, led by AC LeMay, will ensure all relevant District Driver-Operators will be qualified to operate the replacement Type 1 engine (currently scheduled for delivery in June 2021).
 - Chief McBride broadcasts photographic updates on construction at Pierce factory.



2021 District Goal #3 Status Report

May

STATUS:



Not Started



Started



In-Progress






Complete (Project)



Complete-Ongoing (Program)

The District will continue to implement the provisions of the IR&R District Training & Education program.

- 1)  **Priority #2:** The Operations-Training & Safety Team, led by AC LeMay, will develop and implement the initial phase of a comprehensive officer skills maintenance training program (in addition to the existing Officer Development Program) for all existing District officers by June 2021.
 - BC Hall and BC Clowes have drafted basic needs assessments to be considered and evaluated by the Operations Team and staff.
- 2)  **Priority #3:** By September 2021, the Operations-Training & Safety Team, led by AC LeMay, will review the current volunteer recruitment, evaluation, selection, orientation and initial training process with respect to
 - a) Ability to meet IR&R staffing requirements;
 - b) Durability from diminishing applicant pools, increasing job performance requirements, need for supervision & mentoring and economic, social and health (e.g. pandemic) conditions; and
 - c) Incentives to increase retention.
 - Existing volunteer recruitment evaluation/selection has been completed and will constitute a new process starting on 1 June: a) existing volunteer selection is expected to meet “line level” IR&R needs (i.e. Firefighter-EMT), b) work remains to occur to assess durability, and c) work & assessment still needed to determine incentives and increased retention.
- 3)  The Operations-Training & Safety Team, led by AC LeMay, will evaluate the current District Officer Development Program and provide a recommendation for any modifications to Chief VanCamp by December 2021.
 - Previous ODP has been considered & reviewed; an extensive modification is required.



2021 District Goal #4 Status Report

May

STATUS:



Not Started



Started



In-Progress







Complete (Project)



Complete-Ongoing (Program)

The District will reach out and inform its citizens and customers through an ongoing public communications program.

- 1)  The Executive Team will develop and communicate “subjective” messages focusing on “who we are” and “what our mission is” by March 2021.
 - Several postings on Facebook, Nextdoor, District Website and the Station 8-1 electronic billboard conveying information on membership and current events.
- 2)  The Executive Team will develop and communicate “objective” messages focusing on direct and indirect impacts/benefits (“outcomes”) to citizens by June 2021.
 - Proactive messages sent out on wildland-urban interface residential fire protection, bicycle helmets and other pertinent topics distributed during the month.
- 3)  The Executive Team will develop and communicate “objective” messages focusing on District resources (people, capital assets, practices) and business efficiency/effectiveness (“inputs”) by September 2021.
 - District senior staff continue to work with the Board of Fire Commissioners on overall updates to financial, staffing and capital planning as the first step in the longer-term “objective message” process.
- 4)  The Executive Team will develop and communicate “subjective” messages focusing on customer expectations and District strategic direction and overall “outcomes” by December 2021.
 -

APPENDIX 5- MONTHLY RESPONSE RECORD

Inc #	Date	Sta Zone	Grid	Location	Alarm Time	Resp Time	Type	Resp	Shift #
347	1 May 21	83D	I15	Boston Harbor @ 33rd Ln NE	20:36	5.24	ALS MVA	7	9
348	2 May 21	81E	H20	3808 Eagle Dr NE	19:00	6.47	BLS Choking	3	1
349	3 May 21	81A	I18	3600 South Bay Rd NE	11:41	2.53	ALS Seizure	2	
350	3 May 21	307	J16	2206 20th Ave NE	14:37	5.12	ALS Chest Pain	2	
351	3 May 21	81F	I19	3445 Hollywood Dr NE	16:24	6.00	BLS Syncope	2	
352	4 May 21	82A	C19	9144 Gallea St NE	14:28	10.54	ALS Chest Pain	3	
353	4 May 21	81E	H20	3612 Eagle Dr NE	22:05	8.02	Burn Ban Violation	3	3
354	5 May 21	307	K17	605 Devoe St NE	01:09	8.05	BLS Back Pain	3	3
355	5 May 21	83A	H15	4235 Boston Harbor Rd NE	14:50	5.56	BLS DLoC	2	
356	5 May 21	82A	D19	8043 Johnson Point Rd NE	14:53	8.54	BLS Eye Injury	3	
357	5 May 21	82A	E19	5426 70th Ave NE	17:37	7.13	BLS Abdominal Pain	3	
358	6 May 21	307	J16	2415 26th Ave NE	01:03	4.49	BLS Medical Alarm	4	4
359	6 May 21	81H	I18	3505 Sleater Kinney Rd NE	05:05	4.19	ALS Chest Pain	4	4
360	8 May 21	81C	I16	3102 Friendly Grove Rd NE	00:06	7.04	BLS Chest Pain	3	6
361	8 May 21	83A	I15	3541 Boston Harbor Rd NE	08:41	7.11	BLS Fall	4	7
362	8 May 21	81L	F21	7730 61st Ave NE	10:49	11.57	BLS Fall	4	7
363	8 May 21	82A	E19	5035 70th Ave NE	11:33	6.48	ALS Heart Problem	4	7
364	8 May 21	81C	I16	3508 Friendly Grove Rd NE	14:22	3.52	BLS Back Pain	3	7
365	8 May 21	82C	F20	7324 Sandy Point Rd NE	18:37	9.16	ALS Chest Pain	3	7
366	9 May 21	83A	G15	5320 Cushman Rd NE	12:30	8.38	Private Vehicle Fire	6	8
367	9 May 21			(Dispatcher Error)					
368	9 May 21	81L	G20	7240 Highlands Dr NE	20:29	10.34	BLS Bleeding	4	8
369	10 May 21	307	K17	3104 10th Ave NE	10:15	6.00	BLS Fall	3	
370	10 May 21	81H	H18	3845 South Bay Rd NE	10:21	6.41	ALS Allergic Reaction	3	
371	10 May 21	307	K17	935 Fenske Dr NE	14:43	4.53	BLS Stroke	3	
372	10 May 21	82B	D20	8149 Walnut Rd NE	16:14	10.07	BLS Patient Assist	3	
373	10 May 21	309	G20	Marvin @ 52nd Ave NE	17:38	5.52	ALS MVA	6	
374	11 May 21	81A	I17	3132 33rd Ln NE	05:54	4.23	ALS Heart Problem	2	9
375	11 May 21	81A	I18	2600 Chehalis Western Trl NE	08:07	3.41	BLS Assist L/E	3	
376	11 May 21	83E	E15	1118 73rd Ave NE	10:29	5.29	BLS Weakness	2	
377	11 May 21	83A	G15	4806 Cushman Rd NE #159	12:54	8.46	BLS Fall	3	
378	12 May 21	307	J16	2415 26th Ave NE	00:16	7.06	BLSY Fall	4	1
379	12 May 21	319	I20	6950 Birdseye Ave NE #430	04:57	9.05	ALS Rapid Heart Rate	4	1
380	12 May 21	81F	G19	4922 Puget Rd NE #2	08:08	7.59	BLS DoA	7	
381	12 May 21	82C	E20	7230 Puget Beach Rd NE	12:19	10.36	BLS Assist L/E	4	
382	12 May 21	82C	E20	6615 Puget Beach Rd NE	14:09	24.31	BLS Fall	3	
383	12 May 21	81H	G18	5044 Sleater Kinney Rd NE	19:05	4.51	BLSY Patient Assist	3	2
384	13 May 21	83A	F16	5621 Heights Ln NE	12:10	3.43	BLS Welfare Check	3	
385	13 May 21	83A	H16	4013 Baker Ames Rd NE	15:01	N/A	Fire Alarm Activation	4	
386	13 May 21	307	J16	2415 26th Ave NE	17:34	4.16	BLSY Fall	3	
387	13 May 21	81C	I16	3508 Friendly Grove Rd NE	22:38	5.33	BLS Sick Person	4	3
388	14 May 21	81C	I16	3432 Friendly Grove Rd NE	16:55	3.45	ALS Seizure	2	
389	14 May 21	81L	G20	5433 St Charles Lp NE	17:39	7.06	ALS Respiratory Prob	3	
390	14 May 21	81C	I16	3508 Friendly Grove Rd NE	22:48	4.11	BLS Back Pain	3	4
391	15 May 21	81G	H20	3648 Carpenter Rd NE	04:52	6.31	ALS Unk Med Prob	3	4
392	15 May 21	307	K17	2725 12th Ave NE	19:24	5.14	BLS Fall	4	5
393	15 May 21	81J	I16	1630 26th Ave NE	23:52	6.46	BLSY Chest Pain	4	5
394	16 May 21	81A	I17	3225 South Bay Rd NE	04:42	4.36	ALS Breathing Prob	4	5
395	16 May 21	81A	F17	5825 Shincke Rd NE	16:42	5.31	Smoke Investigation	4	6
396	16 May 21	81A	I17	3300 South Bay Rd NE	20:22	5.02	BLS MVA	5	6
397	16 May 21	83A	G16	5545 Boston Harbor Rd NE	21:03	11.44	ALS Seizure	2	6
398	17 May 21	81L	G20	5343 St Charles Dr NE	01:18	11.15	BLSY Fall	3	6
399	17 May 21	83F	E16	7300 Zangle Rd NE	12:54	5.34	BLS Arm Pain	2	
400	18 May 21	83E	E15	73rd @ Boston Harbor Rd NE	15:58	5.38	BLS Arm Injury	3	
401	18 May 21	81L	F21	7830 61st Ave NE	21:22	14.47	BLS Weakness	4	8

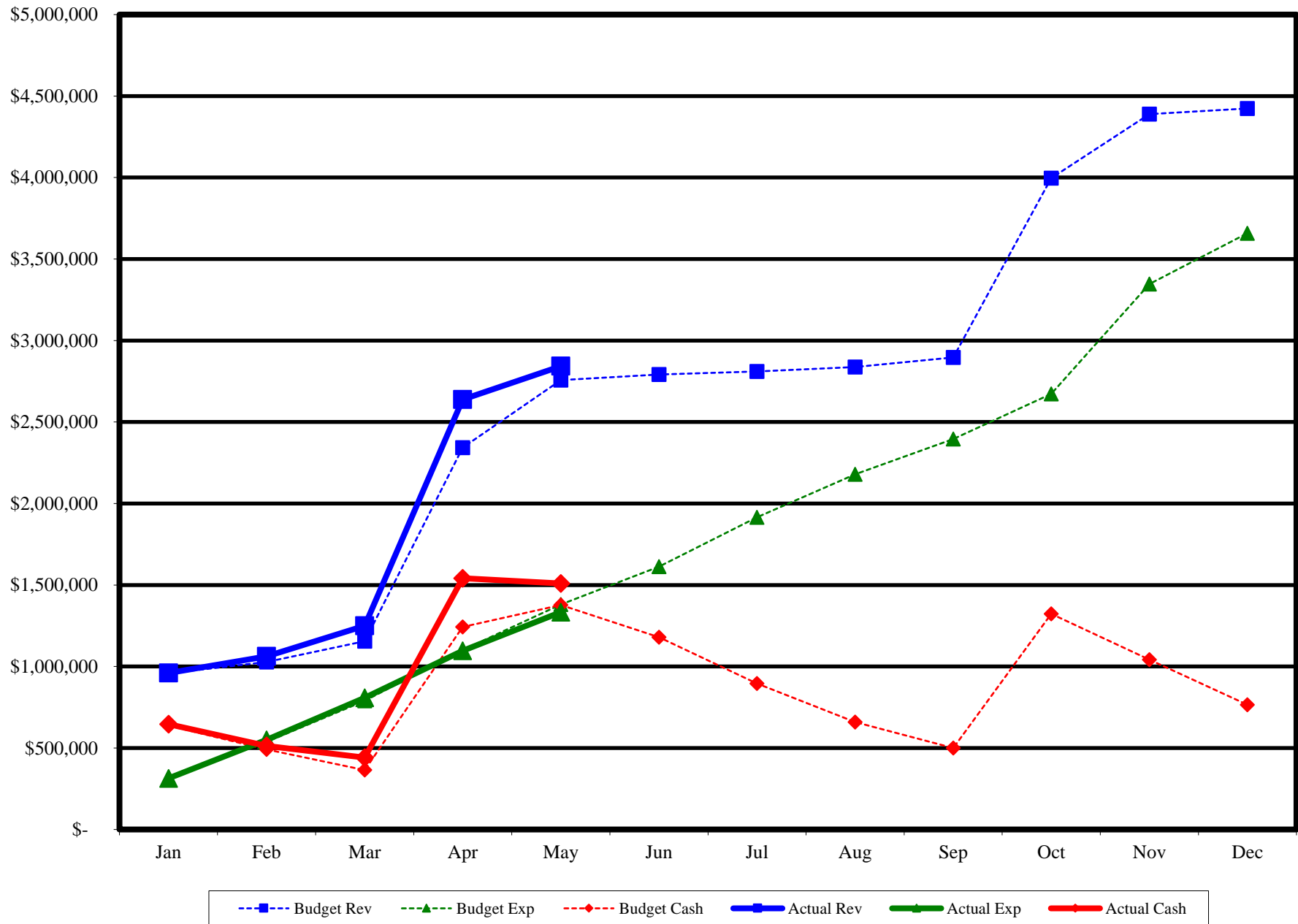
APPENDIX 5- MONTHLY RESPONSE RECORD

Inc #	Date	Sta Zone	Grid	Location	Alarm Time	Resp Time	Type	Resp	Shift #
402	19 May 21	82A	F19	6221 Johnson Point Rd NE	11:26	6.17	ALS Seizure	3	
403	19 May 21	82A	B19	9840 Johnson Point Rd NE	14:52	15.06	BLS Fall	3	
404	20 May 21	82A	B19	9840 Johnson Point Rd NE	11:43	11.24	BLSY Patient Assist	3	
405	21 May 21	83D	I15	517 Flora Vista Rd NE	01:43	21.40	BLS Fall	2	1
406	21 May 21	82A	B19	9735 Johnson Point Lp NE	15:53	10.31	BLS Heart Prob	2	
407	21 May 21	82A	B19	9530 Johnson Point Rd NE	17:21	8.54	BLS Stroke	4	
408	21 May 21	83D	I15	517 Flora Vista Rd NE	17:37	13.44	BLS Fall	3	
409	21 May 21	82A	B19	9840 Johnson Point Rd NE	17:42	6.46	BLSY Patient Assist	2	
410	22 May 21	81C	H16	2402 36th Ave NE	06:07	3.57	BLSY Patient Assist	3	3
411	22 May 21	307	J16	2525 18th Ave NE	08:08	6.17	BLS Sick Person	4	3
412	22 May 21	81L	F21	7730 61st Ave NE	11:20	9.22	ALS Fall	4	3
413	22 May 21	81A	I17	3443 Lilly Rd NE	11:38	9.04	Fire Alarm Activation	4	3
414	22 May 21	81H	G18	5400 South Bay Terrace Dr NE	15:14	5.46	ALS Fall	4	3
415	22 May 21	83A	G16	4615 Bellwood Dr NE	18:13	N/A	BLS Medical Alarm	2	3
416	22 May 21	307	K17	8th @ South Bay Rd NE	20:26	5.35	BLS Unk Med Prob	5	3
417	23 May 21	307	K17	2725 12th Ave NE	20:18	4.19	BLS Trauma	4	4
418	23 May 21	82C	F20	5724 Puget Beach Rd NE	20:32	10.28	ALS Respiratory Prob	4	4
419	24 May 21	82C	G20	5102 Coppermill Ct NE	06:37	10.39	ALS Diabetic	3	
420	24 May 21	307	K17	334 Devoe St NE #7	10:08	7.40	BLS Back Pain	3	
421	24 May 21	81A	I17	2909 28th Ln NE	16:08	4.33	BLS Unk Med Prob	3	
422	25 May 21	83A	H15	39th @ Boston Harbor Rd NE	21:05	5.36	BLS MVA	5	6
423	25 May 21	83A	H15	39th @ Boston Harbor Rd NE	23:29	12.48	ALS MVA	2	6
424	26 May 21	81E	I20	6029 Tolmie Dr NE	05:02	8.41	BLSY Patient Assist	3	6
425	26 May 21	307	K17	2725 12th Ave NE	20:37	5.22	BLS Ankle Injury	4	7
426	27 May 21	83A	I15	36th @ Gull Harbor Rd NE	14:26	4.42	Service Call	3	
427	27 May 21	81L	G20	6721 47th Lp NE	14:32	10.58	ALS Seizure	4	
428	27 May 21	307	J17	1145 Fenske Dr NE	18:26	6.05	Gas Leak Inside	5	8
429	28 May 21	81A	I18	3610 34th Ln NE	17:33	0.46	BLS Seizure	3	
430	28 May 21	83A	F16	5621 Heights Ln NE	20:24	6.05	ALS Breathing Prob	7	9
431	28 May 21	81F	G19	4644 Johnson Point Rd NE	22:28	4.58	BLS Sick Person	4	9
432	29 May 21	81H	I18	4009 29th Ln NE	14:52	5.08	BLS Fall	4	1
433	29 May 21	81D	I17	3348 26th Ave NE	15:36	3.54	BLS Breathing Prob	4	1
434	29 May 21	81C	H16	3947 Libby Rd NE	18:27	4.37	BLS Respiratory Prob	4	1
435	29 May 21	81L	G20	6625 Prairie Ridge Dr NE	19:14	11.38	BLS Breathing Prob	4	1
436	29 May 21	82A	C19	9144 Gallea St NE	20:04	12.02	Water Rescue	6	1
437	30 May 21	82A	B19	9840 Johnson Point Rd NE	07:24	10.01	BLS Fall	3	2
438	30 May 21	81H	I18	2831 Sleater Kinney Rd NE	07:46	6.18	BLS MVA	3	2
439	30 May 21	81F	G20	4929 Foxtrail Dr NE	15:50	N/A	BLS Overdose	4	2
440	30 May 21	307	J16	1415 South Bay Rd NE	18:41	4.38	BLS MVA	4	2
441	30 May 21	81L	G20	7210 Deerfield Park Dr NE	20:44	6.40	ALS Sick Person	4	2
442	30 May 21	81A	I18	3610 34th Ln NE	21:33	2.20	ALS Seizure	4	2
443	31 May 21	81B	G17	5520 Lemon Rd NE	08:34	5.43	Smoke Investigation	2	
444	31 May 21	82C	E20	7318 Puget Beach Rd NE	11:23	10.27	BLS Patient Assist	2	
445	31 May 21	83E	D15	445 76th Ave NE	13:59	7.14	BLS Fall	3	
446	31 May 21	83E	D15	7707 Boston Harbor Rd NE	14:20	1.29	BLS Medical Alarm	3	
447	31 May 21	307	J16	2519 20th Ave NE	17:57	6.47	BLS Fall	4	

MONTHLY REPORT APPENDIX 6: VOLUNTEER STAFFING ROSTER

NAME	RANK/STATUS	SHIFT/DATE	NAME	RANK/STATUS	SHIFT/DATE	NAME	RANK/STATUS	SHIFT/DATE
Armstrong, Walker	OSP		Gill, Patricia Ann	Receptionist		Mize, Art	Chaplain	
Bahr, Michaela	EMT/FF	5	Gormley, Robert	Lieutenant	9	Perry, Andrew	EMT	9
Bain, Tyler	FF/EMT	2	Harn, Jakob	FF	8	Petersen, Lisa	Resigned	4/28/2021
Barnett, Cody	Recruit		Hayes, Dale	FF/EMT/AO	9	Poole, James	FF/AO	7
Bourque, Mitch	FF	4	Henson, Ronald C	Receptionist		Powell, Shelby	FF	1
Brandt, Robert	FF	5	Johnson, Jacob	FF/EMT	6	Prine, Don	OSP	
Bushaw, Bladden M	FF/EMT	3	Kraft, Bethany H	FF/EMT	6	Rubadue, Brock	Recruit	
Carlton, Susan E	Receptionist		Kramer, Gavin	FF	9	Schneegas, Sean	Recruit	
Chapman, Cody R	FF/EMT	2	Kubiak, Cody	FF	1	Sheller, Elliot	LoA	2/8/2021
Clemens, Jonathan	EMSO		Lacy, Ben	FF/EMT	2	Sherman, Jauni	Resigned	4/19/2021
Cochran, Ann	Receptionist		LaDue, Chris	BC	2, 6	Sinclair, Sharon	Receptionist	
Dicke, Ben	FF/AO	8	Lara, Leroy	Resigned	4/16/2021	Stenerson, Ian	FF/AO	3
Dixon, Robert	FF	7	Leyva, Travis	FF/EMT	2	Sullivan, Amber	FF/EMT	5
Dodge, David	Lieutenant	4	Leyva-Morgan, Jennifer	LoA	2/6/2021	Toth, Terry	FF/EMT	8
Estrada, Diana	LoA	2/10/2021	Lindwall, Desiree	FF/EMT	7	Valdez, Christian	FF	6
Fass, Bonnie	Receptionist		May, Nicolas	Recruit		Van Kirk, Nick	FF/EMT	3
Fitzgerald, (Roebuck), Tara A	FF/EMT	1	McCann, Dustin	FF/AO	4	Wrinkle, Gregory	Recruit	
Freed, Richard	FF	9	McCosh, Devin	FF/EMT	4	Youngs, John	FF/EMT/AO	9
Frymire, Nicholas	Recruit		Meyers, Raymond	Recruit		Zopolis, James P	Receptionist	
Gettle, Eric James	FF/EMT	1	Milligan, Nicholas	FF	3	Zvirzdys, Joshua	FF/EMT	8

APPENDIX 7 - 2021 BUDGET VS ACTUAL, CASH BALANCE



APPENDIX 7A -- MONTHLY OPERATING EXPENDITURE VS BUDGET

