

# DISTRICT MONTHLY REPORT: DECEMBER 2023



## ADMINISTRATIVE:

- 1) The 2024 Expense Budget was approved by the Board at their December 12<sup>th</sup> regular meeting.

## MASTER PLANNING: Monthly Status Report:

2023 Goal #1--District Staffing Plan: see **Appendix 1.**

2023 Goal #2--District Financial Plan: see **Appendix 2.**

2023 Goal #3--Member Position Descriptions: see **Appendix 3.**

## PUBLIC RELATIONS & COMMUNITY SERVICES:

District monthly WEBSITE contacts: page views: **401.**

District Strategic Communications Plan scheduling: **Appendix 4**

- 1) On December 2<sup>nd</sup>, members of the Community Outreach Team participated in the South Bay Elementary School Holiday Bazaar.
- 2) On December 15<sup>th</sup> and 16<sup>th</sup>, community events were held featuring Santa Clause; on Friday a parade of District apparatus (including Engine 822) was lead through the Boston Harbor, North Olympia and Hawks Prairie neighborhoods and on Saturday an open house was hosted at South Bay Station 8-1 featuring Santa and snacks. Thanks to Lieutenant Osborne for organizing this effort again!
- 3) Matt Morris, the new fire chief for the City of Olympia visited Chiefs VanCamp and LeMay on December 19<sup>th</sup>.

**EMERGENCY RESPONSE:** Total of 1,304 calls to date in 2023; 1,034 for 2008-22 average; (see attached **Monthly Call Summary Report Appendix 5**);

- 1) Type of responses for the month:

	Fire	ALS	BLS	Pub Sfty	False	Total
<b>2023 In FD8</b>	1	25	3	9	3	<b>81</b>
<b>2023 Total</b>	6	30	47	10	3	<b>96</b>
<b>2022 Total</b>	4	84 (Tot EMS)		16	5	<b>109</b>
<b>Average</b> <small>NOTE 1</small>	6	70 (Tot EMS)		13	4	<b>93</b>

- 2) Average number of responders-per-incident for the month:

Total	Daytime	Night	Weekend
<b>3.3</b>	3.1	3.5	3.5

- 3) Performance measures to *Target Levels of Service\** for the month/year:

Response Zone	EMS			Fire		
	Total	Meet	Pct	Total	Meet	Pct
Station 8-1	35	24	69%	0	0	0%
Station 8-2	5	1	20%	0	0	0%
Station 8-3	24	14	58%	1	1	100%

Average	EMS			Fire		
	Total	Meet	Pct	Total	Meet	Pct
Avg 2023 To Date	74.5	45.1	61%	1.8	1.7	91%
Avg 2022	72.4	42.5	59%	3.1	2.6	84%
Avg 08-22 <small>NOTE 2</small>	56.3	35.4	63%	3.4	2.5	73%

\*KEY: EMS targets: minimum 2 responders on scene within 8 minutes  
Fire targets: minimum 4 responders on scene within 10 minutes  
Does not include false alarms, service calls, mutual aid outside District.  
NOTE 1: Combination of pre-merger FD7 and FD8, for 2008-2022 (monthly average)  
NOTE 2: Combination of pre-merger FD7 and FD8, average for 2008-2022

4) BLS transports by FD8 for the month: 0.

5) Delayed responses for the month:

FD8	Date	Sta	Time	R/T	Incident Type	Comments	Platoon
1223	3 Dec 23	81L	10:39	10.53	BLSY Patient Assist	10 min travel time from Sta 8-1; non-emergency response	A
1224	3 Dec 23	83E	12:36	14.16	BLSY Patient Assist	10-13 min travel time from Sta 8-3; non-emergency response	A
1226	3 Dec 23	83G	13:37	11.38	BLS Trauma	8-10 min travel time from Sta 8-3	A
1227	4 Dec 23	81L	01:45	12.24	BLSY Patient Assist	10-12 min travel time from Sta 8-1; non-emergency response	A
1233	7 Dec 23	81L	00:50	15.25	BLS Patient Assist	10-13 min travel time from Sta 8-1	B
1247	10 Dec 23	82C	18:42	10.19	BLSY Patient Assist	8-10 min travel time from Sta 8-1; non-emergency response	A
1248	11 Dec 23	83E	01:39	11.38	ALS Diabetic Prob	9-11 min travel time from Sta 8-1	A
1260	16 Dec 23	81L	20:14	12.10	BLSY Patient Assist	10-12 min travel time from Sta 8-1; non-emergency response	C
1262	17 Dec 23	81A	01:12	19.13	ALS Sick Person	Concurrent incident; delay in reponse	C
1267	17 Dec 23	82B	14:02	10.18	BLS Fall	Concurrent incident; delay in reponse	B
1268	17 Dec 23	81H	14:44	10.15	ALS Breathing Prob	Concurrent incident; delay in reponse	B
1269	17 Dec 23	82A	15:01	10.52	BLSY Patient Assist	10-12 min travel time from Sta 8-1; non-emergency response	B
1272	18 Dec 23	83E	11:00	11.19	BLS Fall	10-13 min travel time from Sta 8-1	C
1273	18 Dec 23	83E	15:35	9.14	BLS Syncope	8-10 min travel time from Sta 8-3	C
1274	19 Dec 23	81L	02:21	13.47	BLSY Patient Assist	10-12 min travel time from Sta 8-1; non-emergency response	C
1288	26 Dec 23	83G	01:55	14.30	BLS Unk Med Prob	10-12 min travel time from Sta 8-1; non-emergency response	C
1289	26 Dec 23	81L	07:52	12.30	BLSY Patient Assist	10-13 min travel time from Sta 8-3; non-emergency response	B
1291	26 Dec 23	82B	12:01	10.45	ALS Chest Pain	First on-scene time not recorded by TCOMM	B
1297	28 Dec 24	81L	22:26	11.58	BLSY Patient Assist	10-12 min travel time from Sta 8-1; non-emergency response	A
1302	29 Dec 24	81F	13:50	16.59	ALS Breathing Prob	First on-scene time not recorded by TCOMM	C
1305	30 Dec 24	83G	09:50	9.45	ALS Chest Pain	8-10 min travel time from Sta 8-1	A
1306	30 Dec 24	81A	10:08	9.51	BLS Abdominal Pain	Concurrent incident; delay in reponse	A

**IR&R STAFFING LEVELS:** Staffing levels for the month:

Staffing Targets by Position:		Station 8-1	Station 8-3	Note
Engine	Platoon A (Shifts 1, 3 & 8)	100%	64%	
	Platoon B (Shifts 2,4 & 6)	100%	85%	
	Platoon C (Shifts 5,7 & 9)	100%	20%	
Aid Unit	Platoon A (Shifts 1, 3 & 8)	0%	9%	B
	Platoon B (Shifts 2,4 & 6)	0%	0%	B
	Platoon C (Shifts 5,7 & 9)	5%	70%	B
	Battalion Chief on duty	81%		A
	Operations Support (Tenders)	100%		D
	Staffing at Station 8-2 (Johnson Point)	0 Shifts		E
<b>Sub-total</b>	<b>Station 8-3 (North Olympia) Staffing for Month</b>	<b>79%</b>		<b>C</b>
<b>Total</b>	<b>District Wide Staffing for the Month:</b>	<b>90%</b>		<b>C</b>

**Notes:**

- A) Does not include BC assigned as Company Officer if needed;
- B) Does not include cross-staffing from engine company if needed;

- C) *Includes minimum target staffing of Aid Unit 83 at Station 8-3;*
- D) *Operations Support Program staff for on-call Tender response; and*
- E) *Supplemental staffing at Station 8-2 if available on shift (number of 24-hr shifts counted).*

Volunteer Staffing: roster for the current month: see **Appendix 6**.

### **PERSONNEL MANAGEMENT, SAFETY & TRAINING:**

- 1) 4<sup>th</sup> Quarter fire training topics:
  - Wildland fire post incident analysis
  - Thurston County energy symposium
  - Fireground “mayday” training
  - Live fire training at East Olympia FD6 (November 20<sup>th</sup>)
- 2) 4<sup>th</sup> Quarter EMS & Medic-One OTEP:
  - Quarterly CPR training: infant CPR
  - Provider Resilience
- 3) Leadership:
  - Battalion and company level officer training
- 4) Annual requirements:
  - Blood-borne pathogens
  - Driver’s training
  - First-aid training & certification (firefighters)
  - Haz-mat operations
  - Hazard communications; employee right-to-know
  - Hearing protection
  - Heat & cold stress
  - Lead awareness training
  - Portable fire extinguishers
  - Respiratory protection equipment training & testing
  - Self-contained breathing apparatus fit testing
  - Technical rescue training
  - Asbestos awareness training
- 6) Other:
  - Facilities & Equipment Team (Chief, AC and F&E Staff), (December 12<sup>th</sup>);
  - All Officers Staff meeting (December 7<sup>th</sup>);
  - Training & Education Team (Chief, AC and Training Officer), (December 8<sup>th</sup>);
  - Health & Safety Team (Chief, AC, Health & Safety Officer), (December 11<sup>th</sup>);
  - District Community Outreach Team, ();
  - District Senior Management (Assistant Chief & Battalion Chiefs), (December 15<sup>th</sup>);
  - The South Bay Firefighters’ Association (SBFFA) (no meeting);
  - Safety Committee (no meeting)

### **PERSONNEL MANAGEMENT, RELATIONS:**

- 1) On December 18<sup>th</sup>, members Noah Campbell, Rhomel Delos Santos, Sean Frymire and Ryan Holsather were celebrated for their graduation from the Thurston County Emergency Medical Technician course. Congratulations!
- 2) The annual Christmas dinner and visit from Santa was held on December 4<sup>th</sup> and a good time was had by all!
- 3) The annual hearing test for all members was held at Station 8-1 on December 11<sup>th</sup>.
- 4) At their December 12<sup>th</sup> regular meeting, the Board recognized Commissioner Harper for his service to both North Olympia Fire District 7 and South Bay Fire District 8; this was the last meeting before his retirement from public service. Thanks Milt!
- 5) On December 13<sup>th</sup>, Chief LeMay hosted a workgroup whose purpose is to examine the volunteer program and how to maximize recruitment and retention.
- 6) The Labor Management Committee met on December 20<sup>th</sup>.

**EQUIPMENT & FACILITIES:**

- 1) Apparatus & Equipment:
  - a. Engine 81 (3502), Engine 83 (3136) and Utility 81 (3137) were serviced during the month.
  - b. The Hurst extrication tool received a software update and serving during the month.
- 2) Facilities:
  - a. No report.
- 3) Information Technology:
  - a. 17 active work stations, 1 on-site server, with overall “health” at 88%.
  - b. 13 reactive and 6 proactive service orders for the month.
  - c. 32 users have multi-factor authentication enabled.

**FINANCIAL:** (see also Budget Reports provided by the District Secretary).

Cash Balance	Fund 6680 Operations	Note	Fund 6681 CR&R	Note	Fund 6683 Reserve	Note	Fund 6685 Cap Fac Proj	Note
<b>Beg. 1 Jan 23</b>	\$ 1,099,430		\$ 446,228		\$ 1,311,922		\$ 1,672,603	
<b>Current Balance</b>	\$ 659,967	1,3	\$ 880,150	1,3	\$ 1,656,813	1,3	\$ 596,562	1,3
<b>Budget End Bal</b>	\$ 492,727	2,4,5	\$ 457,352	2,5,6	\$ 1,638,893	2,5	\$ 221,474	2,4,6

**Notes:**

- 1: As of 1 January 2024.
- 2: Estimates based upon preliminary tax revenue calculations & fully accounted expensed for remaining budget year.
- 3: Interest rates for current period:  
 LGIP Pool: 1.74 %  
 TCIP Pool: 1.81 %.
- 4: Includes transfer of \$750,000 from Fund 6685 into Fund 6680 in February 2023.
- 5: Includes transfer of \$350,000 from Fund 6680 into Fund 6681 and \$320,000 from Fund 6680 into Fund 6683 in November 2023.
- 6: Include transfer of \$345,500 from Fund 6685 into Fund 6681 in November 2023.

Operating Cash Flow: projected for the year: see **Appendix 7**.

Operating Expenditures vs Budget: **Appendix 7a**



# 2023 District Goal #1 Status Report

## December

**STATUS:**



On Track



Some Delay/Difficulty






Significant Impact

The District shall adopt and implement a 3-year staffing plan to provide sufficient IR&R staffing to deploy from 2 firestations to meet TLoS objectives.

Achievement of District-wide staffing goal for the month:

JAN	FEB	MAR	APR	MAY	JUN	JUL	AUG	SEP	OCT	NOV	DEC
89%	94%	93%	83%	81%	84%	90%	87%	93%	90%	90%	90%

- 1)  Complete negotiations with Union for renewal of CBA by December 2022. Complete.
- 2)  Adopt strategic IR&R staffing model by January 2023. Complete.
- 3)  Provide regular reports regarding achievement of staffing level and Target Levels of Service objectives. Ongoing monthly reporting on staffing levels (above) and Target Levels of Service (in *Monthly Report*).




# 2023 District Goal #2 Status Report

## December


**STATUS:**



On Track





Some Delay/Difficulty



Significant Impact

The District will adopt a 2023-2027 financial plan to provide funding for adequate staffing, operational support and capital assets commensurate with IR&R staffing plan (Goal #1).

- 1)  Provide 2023-2027 financial plan to Board for approval by February 2023. Complete.
- 2)  Based upon an interactive process using the *District Strategic Communications Plan* format, share information and receive input on adopted 2023-2027 financial plan starting in January 2023. Continued communications with stakeholders, primarily ad-hoc inquiries and social media messages.
- 3)  The Board will adopt a resolution to place on the 2023 election ballot a measure to provide additional funding to support the 2023-2027 financial plan. Complete.




# 2023 District Goal #3 Status Report

## December


### STATUS:



On Track







Some Delay/Difficulty



Significant Impact

The District will update its position descriptions and position requirements to clarify competency requirements, encourage professional development and promote performance accountability.

- 1)  A team will convene to review and update the position descriptions for all positions and provide a recommendation to Chief VanCamp by March 2023. Complete.
- 2)  A team will convene to review and update the minimum requirements for competencies for all positions and provide a recommendation to Chief VanCamp by June 2023. Complete.
- 3)  A team will convene to review and update the *District Training & Education Master Plan* by December 2023. Chiefs LeMay and Clowes have begun work on the 2024 “tactical” training plan in conjunction with work required by 2024 Goal #2 to review and update the *District Training & Education Master Plan*.
- 4)  Adopted changes to position descriptions and minimum competencies will be used to help in the professional development planning/accountability in 2024 (for 2023) PDP process (1<sup>st</sup> quarter 2024). Complete.



# Appendix 4 -- Strategic Communications Plan

## Strategic Communications Plan – Calendar

	Status		November 2023	December 2023
<b>Action(s)</b>	complete  Complete		1. Adopt 2024 Goals & Objectives	1. Prepare & mail newsletter
<b>Who</b>	complete		1. BoFC, Fire Chief	1. District Sec.
<b>How</b>	1. Complete (Note No open public meeting in October decided not needed)		1. Open public meeting	1. Develop & mail



## APPENDIX 5- MONTHLY RESPONSE RECORD

Inc #	Date	Sta Zone	Grid	Location	Alarm Time	Resp Time	Type	Resp	Platoon #
1214	1 Dec 23	307	J17	2730 24th Ave NE	10:11	4.55	BLS Fall	3	A
1215	1 Dec 23	319	I20	7245 32nd Ave NE #B-21	13:42	8.16	Fire 1 (Mutual Aid)	4	A
1216	1 Dec 23	83G	C17	3048 Fishtrap Lp NE	14:03	12.15	Water Rescue	7	A
1217	2 Dec 23	81A	I17	2604 33rd Trl NE	02:15	6.10	BLS Anxiety Attack	3	A
1218	2 Dec 23	82A	B19	9939 Point View St NE	08:25	11.21	Fire Alarm Activation	4	C
1219	2 Dec 23	307	K17	2725 12th Ave NE	14:52	5.19	ALS Fracture	3	C
1220	2 Dec 23	81L	G20	7148 Deerfield Park Dr NE	15:31	7.00	BLS Fall	2	C
1221	3 Dec 23	81A	I17	Libby @ 31st Ct NE	07:31	5.13	Service Call	4	A
1222	3 Dec 23	83E	E15	319 Lyon Crest Ln NE	08:49	5.35	BLS Medical Alarm	3	A
1223	3 Dec 23	81L	G20	6718 Prairie Ridge Dr NE	10:39	10.53	BLSY Patient Assist	3	A
1224	3 Dec 23	83E	D16	8309 Zangle Rd NE	12:36	14.16	BLSY Patient Assist	2	A
1225	3 Dec 23	83A	I15	3520 Boston Harbor Rd NE	13:01	9.36	Service Call	2	A
1226	3 Dec 23	83G	C17	2732 Fishtrap Rd NE	13:37	11.38	BLS Trauma	3	A
1227	4 Dec 23	81L	G20	6718 Prairie Ridge Dr NE	01:45	12.24	BLSY Patient Assist	3	A
1228	4 Dec 23	81A	I17	3225 South Bay Rd NE	12:54	2.11	ALS Chest Pain	3	B
1229	5 Dec 23	83A	I15	Gull Harbor @ 36th Ave NE	07:19	5.46	BLS MVA	5	A
1230	6 Dec 23	83A	H15	4222 Gull Harbor Rd NE	23:33	7.26	BLS Overdose	4	A
1231	6 Dec 23	83A	F16	6447 Woodard Bay Rd NE	08:31	5.23	ALS Overdose	2	B
1232	6 Dec 23	81A	I18	South Bay @ Chehalis Western Trl NE	17:10	2.56	BLS MVA	5	B
1233	7 Dec 23	81L	G20	6718 Prairie Ridge Dr NE	00:50	15.25	BLS Patient Assist	3	B
1234	7 Dec 23	83G	E17	6945 Woodard Bay Rd NE	04:38	8.33	ALS Pregnancy	4	B
1235	7 Dec 23	81F	H18	4449 Johnson Point Rd NE	05:45	6.38	BLS Chest Pain	4	B
1236	7 Dec 23	83C	G17	5332 Libby Rd NE	07:58	7.28	ALS Respiratory Prob	2	C
1237	7 Dec 23	81A	I17	3031 36th Ave NE	10:24	3.38	BLS Fall	3	C
1238	7 Dec 23	307	J16	2523 Simon Ln NE	13:38	5.03	BLS Sick Person	3	C
1239	8 Dec 23	83A	H16	3741 Harrington Ln NE	09:12	5.55	BLS Fall	2	B
1240	8 Dec 23	81F	H19	4016 Foxhall Dr NE	12:30	6.01	ALS Chest Pain	2	B
1241	8 Dec 23	307	J17	2718 Lindell Rd NE	13:54	10.33	BLS Swollen Legs	2	B
1242	8 Dec 23	1A1	Y7	Camas Run @ 173rd Ave SW	17:45	N/A	Fire 1 (Mutual Aid)	1	B
1243	9 Dec 23	81C	I16	3000 Libby Rd NE	07:24	N/A	Service Call	4	C
1244	9 Dec 23	82A	D18	7841 Kerbaugh Rd NE	18:24	21.41	Wires Down	5	C
1245	9 Dec 23	81E	I20	3445 Eagle Dr NE	18:28	3.37	ALS Chest Pain	3	C
1246	10 Dec 23	81A	I17	3225 South Bay Rd NE	16:55	3.12	ALS Breathing Prob	4	A
1247	10 Dec 23	82C	E20	7306 Puget Beach Rd NE	18:42	10.19	BLSY Patient Assist	3	A
1248	11 Dec 23	83E	E16	6710 Appletree Ln NE	01:39	11.38	ALS Diabetic Prob	3	A
1249	11 Dec 23	83A	G16	46th @ Canter Ln NE	08:16	6.15	Wires Down	5	C
1250	12 Dec 23	81C	I16	3325 Friendly Grove Rd NE	12:13	5.15	BLS Abdominal Pain	3	A
1251	12 Dec 23	318	I22	8605 Campus Glen Dr NE	14:02	N/A	Service Call	3	A
1252	12 Dec 23	83A	G15	4805 Cushman Rd NE #47	18:43	4.29	BLSY Patient Assist	3	A
1253	13 Dec 23	83A	H16	3741 Harrington Ln NE	14:39	3.02	BLS Unk Med Prob	2	B
1254	14 Dec 23	81C	I16	3333 Friendly Grove Rd NE	10:17	4.15	BLS Fall	2	A
1255	15 Dec 23	81L	H20	7021 Prairie Ridge Dr NE	23:57	6.59	ALS Chest Pain	3	A
1256	15 Dec 23	82A	F19	6215 Johnson Point Rd NE	11:44	7.33	ALS Breathing Prob	2	B
1257	15 Dec 23	307	J17	2731 Lindell Rd NE	17:04	7.42	ALS Bleeding	2	B
1258	15 Dec 23	319	I20	7245 32nd Ave NE #2-B	19:27	N/A	Fire 2 (Mutual Aid)	3	B
1259	16 Dec 23	81C	I16	2213 Tom Evans Rd NE	15:03	5.37	BLS Medical Alarm	3	C
1260	16 Dec 23	81L	G20	6718 Prairie Ridge Dr NE	20:14	12.10	BLSY Patient Assist	3	C
1261	16 Dec 23	83G	E17	6945 Woodard Bay Rd NE	22:41	7.27	ALS Breathing Prob	2	C
1262	17 Dec 23	81A	I17	3001 South Bay Rd NE	01:12	19.13	ALS Sick Person	6	C
1263	17 Dec 23	81A	I17	3035 South Bay Rd NE	01:21	0.00	BLSY Patient Assist	3	C
1264	17 Dec 23	83G	C17	3348 Fishtrap Lp NE	03:33	N/A	BLS Medical Alarm	2	C
1265	17 Dec 23	81E	I20	7045 Hawks Prairie Rd NE	06:17	8.07	Service Call	6	B
1266	17 Dec 23	81C	I16	2228 Tom Evans Rd NE	09:33	5.36	CO Alarm Activatioin	3	B
1267	17 Dec 23	82B	D20	7639 Marvin Rd NE	14:02	10.18	BLS Fall	3	B
1268	17 Dec 23	81H	I19	5121 Pleasant Glade Rd NE	14:44	10.15	ALS Breathing Prob	3	B
1269	17 Dec 23	82A	B19	9840 Johnson Point Rd NE	15:01	10.52	BLSY Patient Assist	3	B
1270	18 Dec 23	83C	G16	4941 Libby Rd NE	00:41	8.06	BLS Fall	3	B

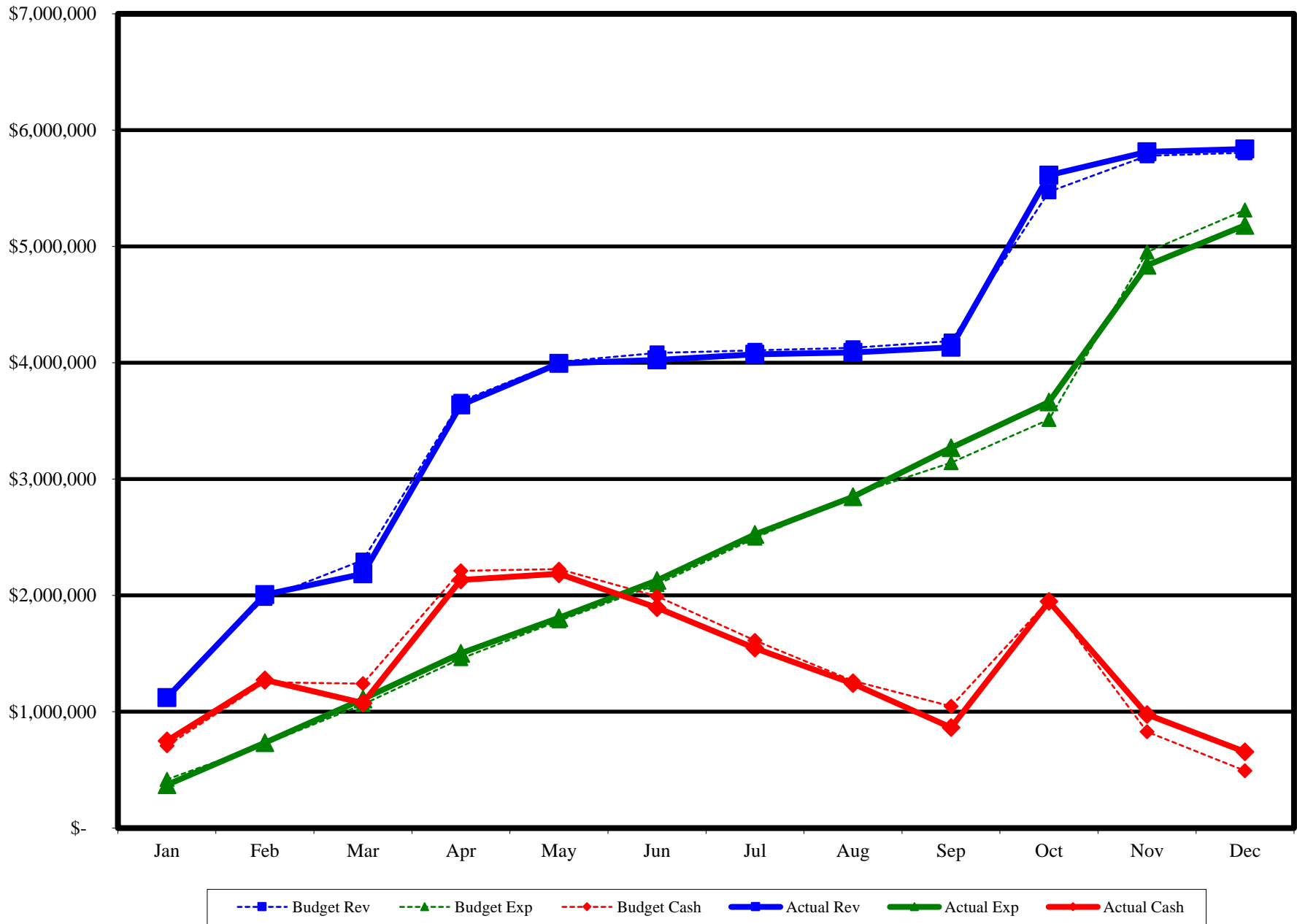
## APPENDIX 5- MONTHLY RESPONSE RECORD

Inc #	Date	Sta Zone	Grid	Location	Alarm Time	Resp Time	Type	Resp	Platoon #
1271	18 Dec 23	83A	H15	1124 36th Ave NE	06:35	6.08	Fire 1	9	C
1272	18 Dec 23	83E	E15	342 72nd Ave NE	11:00	11.19	BLS Fall	4	C
1273	18 Dec 23	83E	E15	6915 Bayview Dr NE	15:35	9.14	BLS Syncope	2	C
1274	19 Dec 23	81L	G20	6718 Prairie Ridge Dr NE	02:21	13.47	BLSY Patient Assist	4	C
1275	19 Dec 23	81L	G20	5440 St Charles Lp NE	10:06	7.18	ALS Diabetic Prob	3	A
1276	19 Dec 23	83A	G16	5002 Boston Harbor Rd NE	11:55	6.55	BLS Fall	3	A
1277	19 Dec 23	O3C	L16	2305 Fir St SE	18:53	7.11	Fire Alarm Activation	3	A
1278	19 Dec 23	83A	G15	4806 Cushman Rd NE #133	19:06	8.56	BLSY Patient Assist	3	A
1279	20 Dec 23	81C	H17	3616 Libby Rd NE	13:32	3.45	ALS Chest Pain	3	C
1280	22 Dec 23	83A	G15	5144 Cushman Rd NE	06:57	4.37	ALS Low BP	2	B
1281	22 Dec 23	81C	I16	2900 Friendly Grove Rd NE	18:05	5.48	Fire Alarm Activation	4	B
1282	23 Dec 23	81D	I17	3126 26th Ave NE	23:39	7.11	BLS Dizziness	4	A
1283	24 Dec 23	81H	G18	5139 Sleater Kinney Rd NE	19:50	5.17	BLS Fall	4	B
1284	25 Dec 23	81A	I17	3225 South Bay Rd NE	09:13	2.51	ALS Seizure	3	C
1285	25 Dec 23	83E	D15	406 76th Way NE	15:25	N/A	Fire Alarm Activation	4	C
1286	25 Dec 23	81E	G19	4922 Puget Rd NE #221	16:21	7.41	ALS Chest Pain	3	C
1287	25 Dec 23	81E	G20	4939 Foxtrail Dr NE	19:51	N/A	BLS Fall	3	C
1288	26 Dec 23	83G	C17	8925 Libby Rd NE	01:55	14.30	BLS Unk Med Prob	3	C
1289	26 Dec 23	81L	G20	6718 Prairie Ridge Dr NE	07:52	12.30	BLSY Patient Assist	3	B
1290	26 Dec 23	81H	F18	5608 Sleater Kinney Rd NE	10:15	6.53	BLSY Patient Assist	3	B
1291	26 Dec 23	82B	E20	7212 Lovely Ln NE	12:01	10.45	ALS Chest Pain	3	B
1292	26 Dec 23	81H	H18	4532 36th Ave NE	13:03	5.15	BLS Syncope	4	B
1293	26 Dec 23	307	J17	1630 South Bay Rd NE	17:28	5.23	ALS Breathing Prob	4	B
1294	27 Dec 23	307	J16	2417 20th Ct NE	12:44	6.35	ALS Head Injury	3	C
1295	28 Dec 24	83A	H15	3816 Gull Harbor Rd NE	12:22	4.43	ALS Seizure	2	A
1296	28 Dec 24	83E	E15	331 72nd Way NE	16:26	6.19	BLSY Patient Assist	4	A
1297	28 Dec 24	81L	G20	6718 Prairie Ridge Dr NE	22:26	11.58	BLSY Patient Assist	2	A
1298	29 Dec 24	81C	I16	2228 Tom Evans Rd NE	00:54	N/A	BLS Fall	2	A
1299	29 Dec 24	81H	I18	29th @ Sleater Kinney Rd NE	05:20	5.33	Service Call	3	A
1300	29 Dec 24	81C	I16	2228 Tom Evans Rd NE	07:51	N/A	BLS Assist L/E	3	C
1301	29 Dec 24	307	J16	1829 Meixner St NE	09:04	5.33	BLS Weakness	3	C
1302	29 Dec 24	81F	G19	4644 Johnson Point Rd NE	13:50	16.59	ALS Breathing Prob	5	C
1303	29 Dec 24	307	J16	2536 Simon Ln NE	16:42	8.46	ALS Allergic Reaction	3	C
1304	30 Dec 24	1A11	DD10	Prather @ Oregon Trail Rd SW	23:49	N/A	Fire 1 (Mutual Aid)	1	C
1305	30 Dec 24	83G	D17	8323 Libby Rd NE	09:50	9.45	ALS Chest Pain	4	A
1306	30 Dec 24	81A	I18	3630 34th Ln NE	10:08	9.51	BLS Abdominal Pain	2	A
1307	30 Dec 24	83A	G16	1515 Mercantile Ln NE	15:08	6.49	ALS Respiratory Prob	4	A
1308	30 Dec 24	81A	I18	3630 34th Ln NE	20:39	3.22	ALS Unk Med Prob	4	A
1309	31 Dec 24	81A	I16	2649 Libby Rd NE	20:11	5.16	ALS Diabetic Prob	4	B

## APPENDIX 6 -- VOLUNTEER STAFFING

NAME	RANK / STATUS	PLATOON / DATE	NAME	RANK / STATUS	PLATOON / DATE
Armstrong, Walker	OSP		Henson, Ronald C	Admin Staff	
Barnes, Xavier	FF	A	Lacy, Ben	FF/EMT	B
Barthule, Tyler J	Admin Staff		LaDue, Chris	LT	B
Campbell, Noah	recruit	A	McCann, Dustin	FF/AO	B
Carlton, Susan E	Admin Staff		McCosh, Devin	FF/EMT	A
Caron, Judy	Admin Staff		Mulligan, Tyler	FF/EMT	B
Clemens, Jonathan	EMSO		Perry, Andrew	EMT	C
Cochran, Ann	Admin Staff		Poole, James	FF/AO	B
Delos Santos, Rhomel M	FF	C	Poppert, Kenneth	recruit	B
Fass, Bonnie	Admin Staff		Prine, Don	OSP	
Freed, Richard	FF/EMT	C	Reavis, Cody	FF/EMT	A
Frymire, Sean	recruit	B	Stewart, Christopher	FF/AO	B
Gill, Patricia Ann	Admin Staff		Sullivan, Amber	EMT	C
Grimaldo, Zachary R	FF/EMT	C	Van Kirk, Nick	FF/EMT	A
Harn, Jakob	FF	A	Williams, Tom	OSP	
Hayes, Dale	FF/EMT/AO	B	Youngs, John	FF/EMT/AO	C
			Zopolis, James P	Admin Staff	

## APPENDIX 7 - 2023 BUDGET VS ACTUAL, CASH BALANCE



### APPENDIX 7A -- MONTHLY OPERATING EXPENDITURE VS BUDGET

