

DISTRICT MONTHLY REPORT: JULY 2020

ADMINISTRATIVE:

- 1) On July 27th, the Board held its second and last workshop on District financial planning. The outcome of the workshop included a 6-year financial plan of balanced expenditures and revenues and longer-term plan for capital project scheduling and funding. These goals form the “cap-stone” of over five years of comprehensive planning on staffing, deployment, operations and funding.
- 2) At their regular meeting on July 14th, the Board approved updates of *Policy 1-03 “Procurement, Expenditures & Audit Guidelines”* and *Policy 1-06 “Use of District Purchasing & Travel Cards”* and a new *Policy 1-07 “Federal Uniform Guidance Procurement Policy”*. The Board also rescinded the SARS-COV2 Covid-19 pandemic emergency declaration of March 2020.

MASTER PLANNING: Action Item Summary List:

2020 Goal #1--IR&R Staffing: see **Appendix 1**.

2020 Goal #2--Replacement Type 1 Engine: see **Appendix 2**.

2020 Goal #3--Training & Education Master Plan: see **Appendix 3**.

2020 Goal #4--Comprehensive Public Communications Plan: see **Appendix 4**.

PUBLIC RELATIONS & COMMUNITY SERVICES:

- 1) On July 28th, dayshift crews assisted Thurston County Public Works in testing of hydrants at Boston Harbor.
- 2) Chief VanCamp met with Thurston 9-1-1 (“TComm”) Director Keith Flewelling on July 22nd regarding potential use of the Johnson Point Firestation (8-2) with the new county-wide radio system network.

EMERGENCY RESPONSE: Total of 661 calls to date; 581 for 2008-19 average; (see attached *Monthly Call Summary Report* **Appendix 5**):

- 1) **Type of responses** for the month:

	Fire	ALS	BLS	Pub Sfty	False	Total
2020 In FD8	8	21	39	9	9	86
2020 Total	11	27	46	11	9	104
2019 (Total)	12	89	(Tot EMS)	15	3	119
Average ^{NOTE 1}	10	68	(Tot EMS)	13	2	93

- 2) **Average number of responders-per-incident** for the month:

	Total	Daytime	Night	Weekend
2020	4.3	3.9	4.7	4.5
2019	4.1	3.8	4.4	4.1

- 3) **Performance measures to Target Levels of Service*** for the month/year:

Response Zone	EMS			Fire		
	Total	Meet	Pct	Total	Meet	Pct
Station 8-1	38	27	71%	5	5	100%
Station 8-2	6	1	17%	2	1	50%
Station 8-3	14	9	64%	1	1	100%

Average	EMS			Fire		
	Total	Meet	Pct	Total	Meet	Pct
Avg 2020 To Date	60.0	39.3	64%	3.6	3.3	92%
Avg 2019	66.8	38.6	60%	1.5	1.8	70%
Avg 08-19 <small>NOTE 2</small>	54.0	34.4	64%	3.5	2.4	70%

*KEY: EMS targets: minimum 2 responders on scene within 8 minutes
Fire targets: minimum 4 responders on scene within 10 minutes
Does not include false alarms, service calls, mutual aid outside District
NOTE 1: Combination of pre-merger FD7 and FD8, for 2008-2019 (monthly average)
NOTE 2: Combination of pre-merger FD7 and FD8, average for 2008-201

4) Delayed responses for the month:

FD8	Date	Sta	Time	R/T	Incident Type	Comments	Shift
566	1 Jul 20	81H	11:10	21.30	BLS Unk Med Prob	Actual arrival time not recorded originally	
577	4 Jul 20	81F	02:07	12.26	ALS Sick Person	Difficulty in locating correct address	4
579	4 Jul 20	81A	06:38	10.32	BLS Sick Person	Difficulty in locating correct address	5
588	7 Jul 20	82B	19:15	9.52	ALS Sick Person	Travel time from Sta 8-1	8
600	11 Jul 20	83G	03:19	20.11	ALS Sick Person	Actual arrival time not recorded originally	2
603	11 Jul 20	83G	09:23	13.30	BLS Illness	Travel time from Sta 8-3	3
610	12 Jul 20	83E	14:29	9.37	BLS MVA	Down-graded to non-emergency	4
614	14 Jul 20	82A	12:50	11.10	BLS Abdom Pain	Travel time from Sta 8-1	
615	14 Jul 20	83A	14:00	10.43	BLS Fall	Engine 83 unavailable, travel time from Sta 8-1	
628	17 Jul 20	81L	23:10	9.57	ALS Rapid Heart Rate	Eng 35 response, cancelled @ scene	9
629	18 Jul 20	81L	12:16	9.50	BLS Fall	Travel time from Sta 8-1	1
637	20 Jul 20	83E	19:37	14.41	BLS Marine Rescue	Difficulty in locating correct location	3
638	21 Jul 20	82A	00:33	11.43	BLS Breathing Prob	Travel time from Sta 8-1	3
642	22 Jul 20	82A	16:15	15.37	ALS Chest Pains	Staged by law enforcement	5
645	24 Jul 20	81B	02:48	10.01	ALS Chest Pains	Travel time from Sta 8-1	6
646	24 Jul 20	82A	05:00	11.41	BLSY Patient Assist	Travel time from Sta 8-1	6
653	26 Jul 20	81E	08:07	17.21	BLS Fall	Engine 35 delayed response	9
656	26 Jul 20	81F	18:26	12.13	BLS Hypotension	Engine 81 unavailable, travel time from Sta 8-3	9
664	29 Jul 20	81E	20:25	9.25	ALS Chest Pains	Difficulty in locating correct address	3

IR&R STAFFING LEVELS: Staffing levels for the month:

Staffing Targets by Position:		Station 8-1	Station 8-3	Note
Dayshift	Battalion Chief:	65%		A
	Engine/EMS Company:	100%	100%	B
	Station Staffed:	100%	100%	
Night & Weekend	Battalion Chief:	82%		
	Company Officer:	100%	62%	B
	Engine Company:	100%	62%	B,C
	EMS Company:	100%	95%	D
	Operations Support (Tenders)	23%		E
Total	Summary of Staffing Level for the Month:	100%	97%	D

Notes:

- A) Includes weekday holidays when BC not staffed;
- B) Includes BC assigned as Company Officer if needed;
- C) May be cross-trained/certified staff (e.g. Firefighter-EMT);
- D) Includes minimum target staffing of Aid Unit 83 at Station 8-3; and
- E) Operations Support Program staff for on-call for Driver-Operator & Tender response.

Volunteer Staffing: status for the current month: see **Appendix 6**.

PERSONNEL MANAGEMENT, SAFETY& TRAINING:

- 1) Current Training Topics:
 - Motor vehicle collision incident: stabilization & extrication,
 - SCBA air management and fire scene rehabilitation,
 - Standard evolution: car fire,
 - SCBA quarterly donning, and
 - AED-CPR quarterly training.
- 2) Medic-One OTEP:
 - 3rd quarter in-house training by Chief Clemens & Lt Gormley,
 - Medical assessment: syncope & patient medial examination,
 - Sudden cardiac death; death & dying session,
 - Supraglottic airway management, and
 - Triage & multi-casualty incident.
- 3) Leadership:
 - Operations Team meeting held July 2nd; the meeting was held “virtually”.
- 4) Other:
 - Driver-Operator training & certification (ongoing);
 - Chief Hall established a new “Training & Safety” in-box in the common area (dayroom) at Station 8-1.

PERSONNEL MANAGEMENT, RELATIONS:

- 1) On July 28th, the District and the County Training Officers’ Committee recognized new graduates from the Thurston County Firefighter Recruit Academy. It was a novel process, all of which was done remotely over an internet feed using “Zoom”. Our graduates Robert Dixon, Angelina Flynn, Jake Johnson, Coby Kubiak, Claudette Matunan and Christian Vladez participated from Station 8-1 along with several District chief officers. Johnson was awarded the Academy’s *Outstanding Recruit Award*. Congratulations to Jake and all graduates!
- 2) At their July 14th regular meeting, the Board recognized Shift 4 for an outstanding response to a recent serious emergency call. The team on the shift included Chief Robinette, Lieutenants David Dodge and Jacob Zvirzdys, Firefighters Dustin McCann, Devin McCosh, Mitch Bourque, Shane Frost, Elliot Sheller and David Timmins, all of which did an excellent job!
- 3) The South Bay Firefighters’ Association meeting was held “virtually” on July 6th.
- 4) The special projects grant from Thurston County Medic One was approved for the District, which will use the funds for member training on special technical operations support; this will allow our responders to better assist the Thurston County Special Operations Response Team (SORT) for incidents within the District.



EQUIPMENT & FACILITIES:

- 1) Apparatus & Equipment:
 - a. Engine 81 (3136) was placed back into service during the month after an extended servicing;
 - b. Engine 82 (3131) is awaiting repairs for damage sustained in an accident during June; it is being scheduled into the repair shop in August;

- c. Engine 84 (reserve-3124) is back at Station 8-3 awaiting repairs to its ladder rack equipment (not yet scheduled);
- d. Engine 83 (3130) will be shopped for a minor oil leak from the pump, but, is in service at this time (being monitored) awaiting shop scheduling.
- e. Hose testing was conducted during the month with several lengths of hose failing the test; Chief McBride is working on a proposal for purchase of replacement hose (the last significant purchase of hose was over 5 years ago).

2) Facilities:

- a. No report.

FINANCIAL: (see also Budget Reports provided by the District Secretary).

Cash Balance	Fund 6680 Operations	Note	Fund 6681 CR&R	Note	Fund 6683 Reserve	Note	Fund 6685 Cap Fac Proj	Note
Beg. 1 Jan 19	\$ 1,115,005		\$ 1,966,988		\$ 1,275,688		\$ 1,574,542	
Current Balance	\$ 1,025,055	1,3	\$ 614,789	1,3	\$ 1,287,142	1,3	\$ 1,512,626	1,3
Budget End Bal	\$ 899,613	2,3,4	\$ 828,641	2,3,4	\$ 1,293,900	2,3	\$ 1,562,000	2,3

Notes:

- 1: As of 1 August 2020.
- 2: Estimates based upon preliminary tax revenue calculations & fully accounted expensed for remaining budget year.
- 3: Interest rates for current period:
LGIP Pool: 1.74 %
TCIP Pool: 1.81 %.
- 4: Includes transfer of \$275,000 from Fund 6680 to Fund 6681 (November 2020).

SARS-COV2/COVID-19 Expenditure Summary:

Month: Labor costs: \$ 8,468 Goods & services: \$ 0
To-Date: Labor costs: \$ 35,244 Goods & services: \$ 26,405

Operating Cash Flow: projected for the year: see **Appendix 7**.

Operating Expenditures vs Budget: projected for the year: see **Appendix 7A**.



2020 District Goal #1 Status Report

July

STATUS:



Not Started



Started



In-Progress







Complete (Project)



Complete-Ongoing (Program)

The District shall achieve minimum Incident Readiness & Response (IR&R) staffing levels, as identified in the *District Target Levels of Service (TLoS)*, at least 90% of the time on average by January 2021.

- 1)  The District shall fill all vacant (as of October 2019) full-time career positions by March 2020.
 - Complete.
- 2)  The District shall provide adequate qualified staffing for a minimum of two Apparatus Driver-Operators for each shift by August 2020.
 - Total number of students enrolled: EVIP program: 0,
 - Driver-Operators certified: 12
 - Training hours: 63 hours this month, 221.8 hours to date
- 3)  The District shall provide adequate qualified staffing for a minimum of one Basic Life Support (BLS) aid car unit for each shift by August 2020.
 - Current staffing level for Station 8-1: 100%
 - Current staffing level for Station 8-3: 95%
- 4)  The District shall continue to strive to attain 100% staffing for its IR&R targets.
 - Current staffing level for Station 8-1: 100%
 - Current staffing level for Station 8-3: 97%



2020 District Goal #2 Status Report

July

STATUS:



Not Started



Started



In-Progress






Complete (Project)



Complete-Ongoing (Program)

The District shall determine the specifications, receive Board approval, purchase, receive and place in service a replacement Type 1 pumper by December 2020.

- 1)  A committee will be formed and empowered to produce recommend specifications to the Fire Chief by no later than January 2020. The recommendations shall be in compliance with the provisions of the *District Apparatus & Equipment Master Plan*.
 - Complete.
- 2)  The District shall procure the replacement Type 1 pumper in a manner consistent with public procurement requirements and prudent fiscal practices no later than October 2020.
 - Delivery time estimated for June 2021.
- 3)  All relevant District Driver-Operators will be qualified to operate the new Type 1 pumper by December 2020.
 - Refer to Goal #1, Objective #2.



2020 District Goal #3 Status Report

July

STATUS:



Not Started



Started



In-Progress



Complete (Project)



Complete-Ongoing (Program)

The District shall implement the first phase of a comprehensive IR&R District training & education program by December 2020.

- 1) The District shall approve and adopt the *District Training & Education Master Plan* as presented by the Fire Chief by December 2019.
 - Complete.
- 2) Consistent with Goal #1, Objective #1, and the adopted *District IR&R Master Plan*, the District will establish and begin delivery of a standardized training program of basic firefighting and emergency medical services curriculum to each on-duty shift by July 2020.
 - 3rd quarter regular training program plan implemented and training being conducted.
- 3) The District shall develop and implement the initial phase of a comprehensive officer skills maintenance training program for all existing District officers by September 2020.
 - Chief LeMay and Chief Hall evaluating potential officer training curriculum; this program is consistent with other Thurston County fire agencies planning/programming (through the County Training Officer's Committee).



2020 District Goal #4 Status Report

July

STATUS:



Not Started



Started



In-Progress



Complete (Project)



Complete-Ongoing (Program)

The District shall adopt and begin implementation of a comprehensive District public communications program by December 2020.

- 1) The Board shall approve and adopt the *District Community Risk Reduction [Communication] Master Plan* as presented by the Fire Chief by January 2020.
 - Complete.
- 2) The District shall develop and adopt a list of key messages it wishes to convey to its stakeholders by February 2020.
 - Complete, included in adopted Plan.
- 3) The District shall identify and implement means and methods for effectively communicating key messages and other information (consistent with the adopted *District Community Risk Reduction [Communications] Master Plan*) to the public by April 2020.
 - Complete, included in adopted Plan.
- 4) The District shall create, distribute, collect and analyze a comprehensive survey of public interest/opinion of key District messages by November 2020.
 - No report.

APPENDIX 5- MONTHLY RESPONSE RECORD

Inc #	Date	Sta Zone	Grid	Location	Alarm Time	Resp Time	Type	Resp	Shift #
566	1 Jul 20	81H	I19	3020 Jorgenson Rd NE	11:10	21.30	BLS Unk Med Prob	4	
567	2 Jul 20	83E	E15	645 73rd Ave NE	07:17	7.14	ALS Unk Med Prob	3	
568	2 Jul 20	82A	E18	6833 Kellogg Dr NE	11:08	7.30	Fire Alarm Activation	5	
569	2 Jul 20	307	J17	2429 South Bay Rd NE	11:12	8.38	ALS Respiratory Prob	3	
570	2 Jul 20	83A	H16	3930 Baker Ames Rd NE	16:47	4.59	Service Call	6	
571	2 Jul 20	307	J17	2643 24th Ave NE	17:05	17.37	BLS Jaw Pain	3	
572	3 Jul 20	81H	I18	3412 Quail Creek Ln NE	11:41	5.01	BLS Fall	3	
573	3 Jul 20	81A	I17	2835 South Bay Rd NE	12:12	2.44	BLS MVA	6	
574	3 Jul 20	83G	D17	3341 77th Ave NE	14:07	7.14	ALS Breathing Prob	3	
575	3 Jul 20	81H	H18	3918 South Bay Lp NE	19:50	4.08	ALS Rapid Heart Rate	4	
576	3 Jul 20	307	J17	2235 South Bay Rd NE	22:22	4.46	BLS Dizziness	4	4
577	4 Jul 20	81F	G19	4922 Puget Rd NE #406	02:07	12.26	ALS Sick Person	4	4
578	4 Jul 20	81H	G18	5103 Sleater Kinney Rd NE	04:43	7.03	ALS Chest Pains	4	4
579	4 Jul 20	81A	I16	3303 Libby Rd NE	06:38	10.32	BLS Sick Person	4	5
580	4 Jul 20	307	K17	10th @ South Bay Rd NE	12:13	4.46	BLSY Unk Med Prob	4	5
581	4 Jul 20	82A	E19	5323 70th Ave NE	13:31	8.58	Structure Fire	14	5
582	4 Jul 20	81H	F18	5640 Sleater Kinney Rd NE	20:56	8.37	Brush Fire	11	5
583	5 Jul 20	82A	C19	8925 Johnson Point Rd NE	21:04	10.08	Brush Fire	9	6
584	6 Jul 20	81F	G19	5400 Johnson Point Rd NE	13:26	N/A	BLS MVA	6	
585	6 Jul 20	81H	I19	3032 Jorgenson Rd NE	14:44	6.35	ALS Chest Pains	3	
586	7 Jul 20	324	K19	Martin @ Desmond Dr SE	13:36	5.33	Brush Fire	6	
587	7 Jul 20	81A	I16	3127 Libby Rd NE	16:14	5.06	BLSY Patient Assist	3	
588	7 Jul 20	82B	D20	8111 Walnut Rd NE	19:15	9.52	ALS Sick Person	5	8
589	8 Jul 20	81A	I17	3212 Libby Rd NE	17:23	3.50	ALS Respiratory Prob	3	
590	8 Jul 20	307	K17	605 Devoe St NE #B	21:11	5.43	ALS Chest Pains	4	9
591	9 Jul 20	307	K17	2830 8th Ave NE	07:29	7.22	ALS Chest Pains	2	
592	9 Jul 20	81A	I17	3123 36th Ave NE	13:26	3.12	ALS Sick Person	3	
593	9 Jul 20	03E	K17	3201 Martin Way E	17:16	3.58	Brush Fire (MA)	2	
594	9 Jul 20	83A	G15	4806 Cushman Rd NE #138	19:32	5.56	BLS Sick Person	4	1
595	10 Jul 20	81A	H17	3614 Shincke Rd NE	00:55	5.22	Structure Fire	8	1
596	10 Jul 20	83G	D17	8347 Evergreen Dr NE	12:28	9.50	Fire Alarm Activation	5	
597	10 Jul 20	307	J16	2539 Simon Ln NE	23:20	5.26	ALS CPR	8	2
598	11 Jul 20	307	K17	605 Devoe St NE #B	02:18	7.04	ALS Chest Pains	2	2
599	11 Jul 20	307	K17	605 Devoe St NE #B	02:26	6.03	BLS Breathing Prob	4	2
600	11 Jul 20	83G	D17	2407 Fishtrap Lp NE	03:19	20.11	ALS Sick Person	4	2
601	11 Jul 20	307	K17	605 Devoe St NE #B	06:25	5.55	BLS Unk Med Prob	4	3
602	11 Jul 20	307	K17	605 Devoe St NE #B	07:13	9.07	ALS Unk Med Prob	4	3
603	11 Jul 20	83G	C18	3622 Lovejoy Ct NE	09:23	13.30	BLS Illness	2	3
604	11 Jul 20	81J	I16	1518 26th Ave NE	11:31	7.02	ALS CVA	3	3
605	11 Jul 20	81A	I17	3244 South Bay Rd NE	17:35	1.48	Fire Alarm Activation	6	3
606	11 Jul 20	81F	H19	Hawks Prairie @ South Bay Rd NE	18:26	2.53	Private Vehicle Fire	5	3
607	12 Jul 20	81B	F17	5929 Lemon Rd NE	09:26	5.36	BLS Weakness	2	4
608	12 Jul 20	81A	I16	3127 Libby Rd NE	09:34	6.16	BLS Sick Person	2	4
609	12 Jul 20	83A	H16	4341 Canter Ln NE	10:08	7.23	BLSY Patient Assist	5	4
610	12 Jul 20	83E	E15	73rd @ Boston Harbor Rd NE	14:29	9.37	BLS MVA	5	4
611	13 Jul 20	83A	G15	4806 Cushman Rd NE #107	15:41	7.18	BLS Fall	3	
612	14 Jul 20	81A	I17	3031 36th Ave NE	00:51	8.37	Burn Ban Violation	4	5
613	14 Jul 20	307	J17	2813 Lindell Rd NE	11:35	11.45	BLS Weakness	3	
614	14 Jul 20	82A	E18	6833 Kellogg Dr NE	12:50	11.10	BLS Abdom Pain	3	
615	14 Jul 20	83A	G16	5549 Boston Harbor Rd NE	14:00	10.43	BLS Fall	3	
616	14 Jul 20	83A	H15	1036 46th Ave NE	22:27	4.54	Burn Ban Violation	8	6
617	15 Jul 20	81H	I18	3505 Sleater Kinney Rd NE	04:20	6.36	BLS Fall	4	6
618	15 Jul 20	82C	F20	5912 Puget Beach Rd NE	14:42	0.00	Burn Ban Violation	3	
619	15 Jul 20	83A	H15	3845 Boston Harbor Rd NE	15:13	3.22	ALS Unconscious	5	
620	15 Jul 20	82A	E19	5041 70th Ave NE	19:46	9.03	Fire Alarm Activation	4	7

APPENDIX 5- MONTHLY RESPONSE RECORD

Inc #	Date	Sta Zone	Grid	Location	Alarm Time	Resp Time	Type	Resp	Shift #
621	16 Jul 20	83G	D16	8204 Evergreen Dr NE	06:43	9.01	Fire Alarm Activation	3	
622	16 Jul 20	81A	I17	3443 Lilly Rd NE	09:13	3.47	Fire Alarm Activation	4	
623	16 Jul 20	81F	G19	Puget @ Johnson Point Rd NE	13:02	4.43	BLS MVA	7	
624	17 Jul 20	307	K17	2725 12th Ave NE	09:33	N/A	Fire Alarm Activation	4	
625	17 Jul 20	81A	I17	3405 Shincke Rd NE	10:26	2.04	BLS Sick Person	4	
626	17 Jul 20						(Dispatch Error)		
627	17 Jul 20	307	J17	2429 South Bay Rd NE	11:40	3.55	BLS Unk Med Prob	3	
628	17 Jul 20	81L	G20	6716 Prairie Ridge Dr NE	23:10	9.57	ALS Rapid Heart Rate	3	9
629	18 Jul 20	81L	G20	7007 47th Ave NE	12:16	9.50	BLS Fall	4	1
630	18 Jul 20	81L	G20	6923 47th Lp NE	12:54	1.51	ALS Seizure	4	1
631	18 Jul 20	81E	I20	6801 Hawks Prairie Rd NE	17:44	6.25	ALS Seizure	4	1
632	19 Jul 20	O3E	K17	3330 Pacific Ave SE	08:34	4.16	Structure Fire (MA)	4	2
633	19 Jul 20	81J	I16	1518 26th Ave NE	12:28	6.21	BLS DLoC	2	2
634	19 Jul 20	81F	G20	6301 Foxtrail Ct NE	19:47	8.38	CO Alarm	6	2
635	20 Jul 20	83A	H16	4341 Canter Ln NE	06:50	5.52	BLSY Patient Assist	4	
636	20 Jul 20	81A	I18	3600 South Bay Rd NE	13:55	0.00	Natural Gas Leak	5	
637	20 Jul 20	83E	D16	8400 Zangle Rd NE	19:37	14.41	BLS Marine Rescue	5	3
638	21 Jul 20	82A	E19	7402 Granite Ln NE #2	00:33	11.43	BLS Breathing Prob	4	3
639	21 Jul 20	81E	H20	6500 Hawks Prairie Rd NE	06:28	6.25	BLS Unk Med Prob	3	
640	22 Jul 20	81J	I15	2621 Gull Harbor Rd NE	04:49	7.02	ALS Respiratory Prob	4	4
641	22 Jul 20	81B	H17	2900 36th Ave NE	12:09	4.16	Burn Ban Violation	3	
642	22 Jul 20	82A	C18	8939 Buttonwood Ln NE	16:15	15.37	ALS Chest Pains	3	5
643	22 Jul 20	81E	I20	7024 Tolmie Ct NE	23:02	8.14	ALS Respiratory Prob	4	5
644	23 Jul 20	81E	I20	3114 Bonanza Dr NE	18:31	9.39	Fire Alarm Activation	4	6
645	24 Jul 20	81B	F17	5929 Lemon Rd NE	02:48	10.01	ALS Chest Pains	4	6
646	24 Jul 20	82A	E18	4305 68th Ave NE	05:00	11.41	BLSY Patient Assist	4	6
647	24 Jul 20	83E	F15	6429 Boston Harbor Rd NE	11:21	4.27	BLS Weakness	2	
648	24 Jul 20	81B	I17	3031 36th Ave NE	11:28	6.44	Burn Ban Violation	3	
649	25 Jul 20	81E	I20	7024 Tolmie Ct NE	03:47	8.15	BLS Fall	4	7
650	25 Jul 20	83A	G15	4806 Cushman Rd NE #124	14:43	8.03	Fire Alarm Activation	6	8
651	25 Jul 20	81A	I17	3212 Libby Rd NE	15:48	3.17	BLS Breathing Prob	4	8
652	25 Jul 20	81L	G20	7007 47th Ave NE	20:01	7.05	BLS Weakness	4	8
653	26 Jul 20	81E	I20	3123 Bonanza Ct NE	08:07	17.21	BLS Fall	3	9
654	26 Jul 20	81A	I16	2839 Libby Rd NE	12:18	6.38	BLS Allergic Reaction	3	9
655	26 Jul 20	81H	H18	3800 Sleater Kinney Rd NE #5	18:22	5.03	BLS DoA	3	9
656	26 Jul 20	81F	H19	5920 Hawks Prairie Rd NE	18:26	12.13	BLS Hypotension	4	9
657	26 Jul 20	82A	E19	7034 Johnson Point Rd NE	22:07	9.19	Fire Alarm Activation	4	9
658	27 Jul 20	81H	G18	4708 Sleater Kinney Rd NE	08:27	5.22	Brush Fire	8	
659	27 Jul 20	82A	C19	9133 Gallea St NE	10:50	7.45	BLS Water Rescue	7	
660	28 Jul 20	81F	G19	5242 Johnson Point Rd NE	14:46	N/A	BLS MVA	6	
661	29 Jul 20	323	L21	8146 Sweetbrier Ln SE	14:20	N/A	Fire Alarm Activation	3	
662	29 Jul 20	83E	E15	6927 Boston Harbor Rd NE	17:25	6.17	BLS Bleeding	3	
663	29 Jul 20	81H	G18	4600 Sleater Kinney Rd NE	19:56	4.20	BLS Unk Med Prob	5	3
664	29 Jul 20	81E	G19	4922 Puget Rd NE #305	20:25	9.25	ALS Chest Pains	5	3
665	30 Jul 20	81A	I17	3031 36th Ave NE	11:56	3.33	BLS Fall	4	
666	30 Jul 20	81F	G19	5535 Johnson Point Rd NE	18:17	6.51	BLS MVA	5	4
667	30 Jul 20	81E	H20	3612 Eagle Dr NE	23:34	7.46	Burn Ban Violation	4	4
668	31 Jul 20	83D	I15	3412 Boston Harbor Rd NE	10:13	5.07	Structure Fire	7	
669	31 Jul 20	81H	I18	3415 Sleater Kinney Rd NE	11:00	3.23	ALS Seizure	3	
670	31 Jul 20	81B	F17	6220 Lemon Rd NE	15:48	6.35	Smoke Investigation	2	

MONTHLY REPORT APPENDIX 6: VOLUNTEER STATUS REPORT

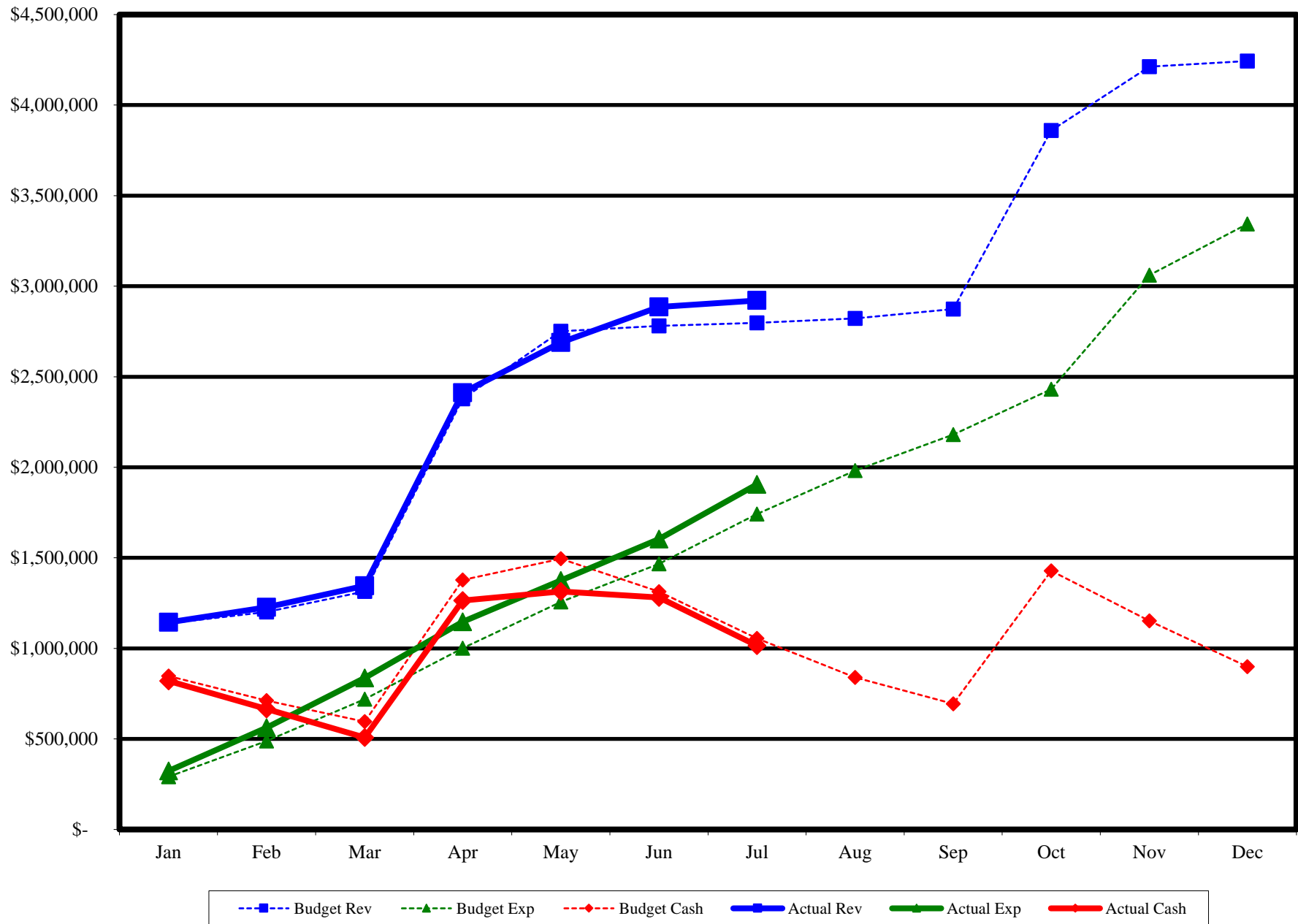
1

NAME	RANK/DATE	SHIFT/STATUS
Armstrong, Walker	OSP	
Bain, Tyler	FF/EMT	2
Beck, Jem	Recruit	
Benson, Marikka	EMT	3
Bivens, Dan	Receptionist	
Borrego, Charles S	Resigned	1/31/2020
Bourque, Mitch	FF	4
Brandt, Robert	FF	5
Bushaw, Bladden M	FF/EMT	3
Carlton, Susan E	Receptionist	
Chapman, Cody R	FF	2
Chase, Solana	Recruit	
Clem, Christopher E	OSP	
Clemens, Jonathan	EMSO	
Cochran, Ann	Receptionist	
Conklin, Amber	Resigned	2/15/2020
Dicke, Ben	FF/AO	8
Dixon, Robert	FF	
Dodge, David	Lieutenant	4
Ermshar, Cassidy	FF/EMT	3
Estrada, Diana	FF/EMT	1
Fass, Bonnie	Receptionist	
Flynn, Angelina	EMT/FF	9
Freed, Richard	FF	9
Frost, Shane	FF	4
Gagnon, Christopher	Resigned	6/1/2020
Gettle, Eric James	FF/EMT	7
Gill, Patricia Ann	Receptionist	
Gormley, Robert	Lieutenant	9
Harn, Jakob	FF	8
Hayes, Dale	FF/EMT/AO	9

NAME	RANK/DATE	SHIFT/STATUS
Henson, Ronald C	Receptionist	
Iyall, Garrett	Resigned	5/28/2020
Johnson, Jacob	EMT/FF	6
Kraft, Bethany H	FF/EMT	2 & 6
Kramer, Gavin	FF	9
Kubiak, Cody	FF	
Lacy, Ben	FF/EMT	2
LaDue, Chris	BC	2 & 6
Lara, Leroy	LoA	7/28/2020
Lee, Michael	FF	6
Leyva, Jennifer	FF/EMT	7
Leyva, Travis	EMT	2
Lindwall, Desiree	EMT	7
Liukkonen, David	LoA	7/28/2020
Longmire, Damian	BC	5 & 9
Lukens, Thea	EMT	8
Matunan, Claudette	FF	
May, Nicolas	Recruit	
McCann, Dustin	FF/AO	4
McCosh, Devin	FF/EMT	4
McLeod, Stephen	Resigned	1/13/2020
McLeod, Stephen	Resigned	1/13/2020
Medina, Zachary	EMT	7
Meyers, Raymond	Recruit	
Milligan, Nicholas	FF	2
Mize, Art	Chaplain	
Mountjoy, Julian C	Resigned	1/23/2020
Neal, Brandon	Resigned	4/27/2020
Perry, Andrew	EMT	9
Petersen, Lisa Amber	FF/EMT	5
Poole, James	FF/AO	7

NAME	RANK/DATE	SHIFT/STATUS
Powell, Shelby	FF	1
Prine, Don	OSP	
Robinette, Les	BC	4 & 7
Roebuck, Tara A	EMT	1
Rollman, Wyatt	FF	3
Sachet, James	Resigned	5/26/2020
Sheller, Elliot	FF/EMT	4
Sherman, Jauni	Recruit	
Sinclair, Sharon	Receptionist	
Skorna, Zach	Lieutenant	7
Stenerson, Ian	FF/AO	3
Stewart, Christopher	FF/AO	5
Sullivan, Amber	FF/EMT	5
Thies, Kyle	Resigned	6/1/2020
Thomas, Drew	Resigned	6/8/2020
Timmis, David	LoA	5/21/2020
Toth, Terry	FF/EMT	8
Valdez, Christian	FF	
VanKirk, Nick	FF/EMT	5
Warfield, Tony	LoA	3/6/2020
Williams, Tom	FF/AO	2
Wilson, Kaleb	Resigned	1/16/2020
Youngs, John	FF/EMT	9
Zimmerman, Jacob	FF	1
Zolman, Reagan	EMT	1
Zopolis, James P	Receptionist	
Zvirzdys, Joshua	LoA	4/1/2020

APPENDIX 7 - 2020 BUDGET VS ACTUAL, CASH BALANCE



APPENDIX 7A -- MONTHLY OPERATING EXPENDITURE VS BUDGET

