

# DISTRICT MONTHLY REPORT: JUNE 2020

## ADMINISTRATIVE:

- 1) On June 22<sup>nd</sup>, the Board met with staff for strategic planning on financial options for both operating and capital revenues and expenditures. A 2021-2026 financial plan will be developed.
- 2) On 30 June, the Facilities & Equipment Team (VanCamp, LeMay, McBride, Osborne and Mahoney) held their quarterly meeting. One topic was establishing and implementing use of a process check-list for all procurement.

## MASTER PLANNING: Action Item Summary List:

2020 Goal #1--IR&R Staffing: see **Appendix 1**.

2020 Goal #2--Replacement Type 1 Engine: see **Appendix 2**.

2020 Goal #3--Training & Education Master Plan: see **Appendix 3**.

2020 Goal #4--Comprehensive Public Communications Plan: see **Appendix 4**.

## PUBLIC RELATIONS & COMMUNITY SERVICES:

- 1) No report.

**EMERGENCY RESPONSE:** Total of 557 calls to date; 488 for 2008-19 average; (see attached **Monthly Call Summary Report Appendix 5**):

- 1) **Type of responses** for the month:

	Fire	ALS	BLS	Pub Sfty	False	Total
2020 In FD8	2	21	45	8	3	79
2020 Total	4	28	55	8	3	93
2019 (Total)	10	87	(Tot EMS)	11	2	110
Average <sup>NOTE 1</sup>	6	71	(Tot EMS)	8	3	87

- 2) **Average number of responders-per-incident** for the month:

	Total	Daytime	Night	Weekend
2020	4.3	4.0	4.9	3.8
2019	4.0	3.7	3.9	4.4

- 3) **Performance measures to Target Levels of Service\*** for the month/year:

Response Zone	Total	EMS Meet	Pct	Total	Fire Meet	Pct
Station 8-1	38	26	68%	1	1	100%
Station 8-2	12	0	0%	0	0	0%
Station 8-3	17	13	76%	1	1	100%
Average	Total	EMS Meet	Pct	Total	Fire Meet	Pct
Avg 2020 To Date	60.3	38.5	64%	2.8	2.7	94%
Avg 2019	66.8	38.6	60%	1.5	1.8	70%
Avg 08-19 <sup>NOTE 2</sup>	54.0	34.4	64%	3.5	2.4	70%

\*KEY: EMS targets: minimum 2 responders on scene within 8 minutes

Fire targets: minimum 4 responders on scene within 10 minutes

Does not include false alarms, service calls, mutual aid outside District

NOTE 1: Combination of pre-merger FD7 and FD8, for 2008-2019 (monthly average)

NOTE 2: Combination of pre-merger FD7 and FD8, average for 2008-201

#### 4) Delayed responses for the month:

FD#	Date	Sta	Time	R/T	Incident Type	Comments	Shift
473	1 Jun 20	83G	07:51	12.33	BLS Fall	Travel time from Sta 8-3	
478	2 Jun 20	83A	00:30	9.47	ALS Chest Pains	Delay in turn-out to response	8
489	5 Jun 20	81K	07:30	24.32	BLS Syncope	Actual arrival time not recorded originally	
503	8 Jun 20	82B	16:26	11.09	BLS Sick Person	Travel time from Sta 8-1	
505	8 Jun 20	81A	19:19	9.52	BLS Sick Person	Unusual circumstances at scene, coord with L/E	6
506	9 Jun 20	82A	11:50	10.34	BLS Fall	Travel time from Sta 8-1	
511	11 Jun 20	82A	01:53	11.40	BLS Back Pain	Travel time from Sta 8-1	8
513	11 Jun 20	81F	21:04	13.42	ALS Rapid Heart Rate	Difficulty in locating correct address	9
517	13 Jun 20	82B	17:57	12.38	BLS Fall	Travel time from Sta 8-1	
519	14 Jun 20	81L	09:59	11.41	BLS Welfare Check	Travel time from Sta 8-1	3
521	16 Jun 20	82A	01:32	15.53	BLSY Patient Assist	Non-emergency, travel time from Sta 8-1	4
523	16 Jun 20	82A	10:48	9.05	ALS Fall	Travel time from Sta 8-1	
525	17 Jun 20	81F	00:54	10.12	BLSY Patient Assist	Non-emergency response from Sta 8-1	5
530	18 Jun 20	82A	13:34	14.26	ALS Weakness	Communicable disease precautions; travel time Sta 8-1	
536	19 Jun 20	82A	13:52	11.04	BLSY Patient Assist	Non-emergency response from Sta 8-1	
537	19 Jun 20	81H	14:42	10.23	BLS Unk Med Prob	Travel time from Sta 8-2 (E-81 out of location)	
546	22 Jun 20	81A	19:31	11.41	CO Alarm	Delayed response from previous call	2
558	26 Jun 20	82B	12:07	18.50	BLS Sick Person	Non-emergency response from Sta 8-1	
560	27 Jun 20	82A	17:35	14.06	BLSY Patient Assist	Non-emergency response from Sta 8-1	7
561	28 Jun 20	82B	14:55	11.14	BLS Fall	Travel time from Sta 8-1	8
565	30 Jun 20	81F	23:36	18.04	BLS SoB	Address not marked, difficulty in finding correct location	9

#### IR&R STAFFING LEVELS: Staffing levels for the month:

Staffing Targets by Position:		Station 8-1	Station 8-3	Note
Dayshift	Battalion Chief:	74%		A
	Engine/EMS Company:	100%	100%	B
	Station Staffed:	100%	100%	
Night & Weekend	Battalion Chief:	79%		
	Company Officer:	100%	59%	B
	Engine Company:	100%	59%	B,C
	EMS Company:	100%	97%	D
	Operations Support (Tenders)	97%		E
Total	Summary of Staffing Level for the Month:	100%	98%	D

#### Notes:

- A) Includes weekday holidays when BC not staffed;
- B) Includes BC assigned as Company Officer if needed;
- C) May be cross-trained/certified staff (e.g. Firefighter-EMT);
- D) Includes minimum target staffing of Aid Unit 83 at Station 8-3; and
- E) Operations Support Program staff for on-call for Driver-Operator & Tender response.

**Volunteer Staffing:** status for the current month: see **Appendix 6**.

#### PERSONNEL MANAGEMENT, SAFETY& TRAINING:

##### 1) Current Training Topics:

- SCBA donning;
- Quarterly AED/CPR refresher;
- Standard wildland-urban interface fire suppression evolutions drill;
- Wildland "Red Card" certification refresher;
- N95 fit test and training;
- Heat related illness; and
- Safety Committee Minutes review and District Safety Officer response review.
- OTHER: new MSA G-1 SCBA fit-test and training.

##### 2) Medic-One OTEP:

- 2<sup>nd</sup> Quarter cancelled by Medic One due to SARS-COV2 / COVID-19 pandemic;
  - District developing in-house training process.
- 3) Leadership:
- Operations Team meeting held June 4<sup>th</sup>; the meeting was held “virtually”;
- 4) Other:
- On 29 June, a post incident analysis was held for a structure fire incident (15 June); all key responders attended the meeting to discuss “lessons learned” and identification of things that went “right” and “wrong”.

### **PERSONNEL MANAGEMENT, RELATIONS:**

- 1) At their 24 June regular meeting, the Board approved an addendum to the District Collective Bargaining Agreement that corrects a wage rate error.

### **EQUIPMENT & FACILITIES:**

- 1) Apparatus & Equipment:
- a. Engine 83 (3130) had battery servicing during the month.
  - b. Lt Osborne is evaluating the stock of hose the District has and will determine if replacement hose is necessary.
  - c. Engine 81 (3136) underwent its annual maintenance service during the month; Engine 82 (3131) served in its backup capacity. A head-gasket was replaced under warranty.
  - d. Engine 82 (3131) suffered damage on 27 June when it was being backed into Station 8-1; a side compartment door was sheared off. There were no injuries or serious damage to the building. An accident report was filed.
- 2) Facilities:
- a. No report.

### **FINANCIAL:** (see also Budget Reports provided by the District Secretary).

Cash Balance	Fund 6680 Operations	Note	Fund 6681 CR&R	Note	Fund 6683 Reserve	Note	Fund 6685 Cap Fac Proj	Note
<b>Beg. 1 Jan 19</b>	\$ 1,115,005		\$ 1,966,988		\$ 1,275,688		\$ 1,574,542	
<b>Current Balance</b>	\$1,129,129 1	1,3	\$ 1,339,195	1,3	\$ 1,285,992	1,3	\$ 1,511,224	1,3
<b>Budget End Bal</b>	\$ 899,613	2,3,4	\$828,641	2,3,4	\$ 1,293,900	2,3	\$ 1,562,000	2,3

#### **Notes:**

- 1: As of 1 July 2020.
- 2: Estimates based upon preliminary tax revenue calculations & fully accounted expensed for remaining budget year.
- 3: Interest rates for current period:  
LGIP Pool: 1.74 %  
TCIP Pool: 1.81 %.
- 4: Includes transfer of \$275,000 from Fund 6680 to Fund 6681 (November 2020).

### **SARS-COV2/COVID-19 Expenditure Summary:**

Month: Labor costs: \$ 5722 Goods & services: \$ 77  
 To-Date: Labor costs: \$ 26,776 Goods & services: \$ 26,405

**Operating Cash Flow:** projected for the year: see **Appendix 7**.

**Operating Expenditures vs Budget:** projected for the year: see **Appendix 7A**.



# 2020 District Goal #1 Status Report

## June

**STATUS:**



Not Started



Started



In-Progress







Complete (Project)



Complete-Ongoing (Program)

The District shall achieve minimum Incident Readiness & Response (IR&R) staffing levels, as identified in the *District Target Levels of Service (TLoS)*, at least 90% of the time on average by January 2021.

- 1)  The District shall fill all vacant (as of October 2019) full-time career positions by March 2020.
  - Vacancies filled in April 2020.
- 2)  The District shall provide adequate qualified staffing for a minimum of two Apparatus Driver-Operators for each shift by August 2020.
  - Total number of students enrolled: EVIP program: 4, driver-operator training: 18
  - Training hours: 40 hours this month, 138.5 hours to date
- 3)  The District shall provide adequate qualified staffing for a minimum of one Basic Life Support (BLS) aid car unit for each shift by August 2020.
  - Current staffing level for Station 8-1: 100%
  - Current staffing level for Station 8-3: 97%
- 4)  The District shall continue to strive to attain 100% staffing for its IR&R targets.
  - Current staffing level for Station 8-1: 100%
  - Current staffing level for Station 8-3: 98%



## 2020 District Goal #2 Status Report

### June

**STATUS:**



Not Started



Started



In-Progress






Complete (Project)



Complete-Ongoing (Program)

The District shall determine the specifications, receive Board approval, purchase, receive and place in service a replacement Type 1 pumper by December 2020.

- 1)  A committee will be formed and empowered to produce recommend specifications to the Fire Chief by no later than January 2020. The recommendations shall be in compliance with the provisions of the *District Apparatus & Equipment Master Plan*.
  - Complete.
- 2)  The District shall procure the replacement Type 1 pumper in a manner consistent with public procurement requirements and prudent fiscal practices no later than October 2020.
  - Procurement approved by Board on 9 June; purchase order approved by Chief VanCamp.
  - Delivery time estimated at 13-16 months.
- 3)  All relevant District Driver-Operators will be qualified to operate the new Type 1 pumper by December 2020.
  - Refer to Goal #1, Objective #2.



## 2020 District Goal #3 Status Report

### June

**STATUS:**



Not Started



Started



In-Progress






Complete (Project)



Complete-Ongoing (Program)

The District shall implement the first phase of a comprehensive IR&R District training & education program by December 2020.

- 1)  The District shall approve and adopt the *District Training & Education Master Plan* as presented by the Fire Chief by December 2019.
  - Complete.
- 2)  Consistent with Goal #1, Objective #1, and the adopted *District IR&R Master Plan*, the District will establish and begin delivery of a standardized training program of basic firefighting and emergency medical services curriculum to each on-duty shift by July 2020.
  - 2<sup>nd</sup> quarter regular training program being coordinated by Chief Hall and Battalion Chiefs, with assigned shift Lieutenants beginning implementation of programmed training.
  - 3<sup>rd</sup> quarter regular training program planned and scheduled for training delivery.
- 3)  The District shall develop and implement the initial phase of a comprehensive officer skills maintenance training program for all existing District officers by September 2020.
  - In planning stages.



# 2020 District Goal #4 Status Report

## June

### STATUS:



Not Started



Started



In-Progress







Complete (Project)



Complete-Ongoing (Program)

The District shall adopt and begin implementation of a comprehensive District public communications program by December 2020.

- 1)  The Board shall approve and adopt the *District Community Risk Reduction [Communication] Master Plan* as presented by the Fire Chief by January 2020.
  - Plan approved by Board at the 9 June regular meeting.
- 2)  The District shall develop and adopt a list of key messages it wishes to convey to its stakeholders by February 2020.
  - A draft list of key messages, means and methods are included in the draft community communications master plan documentation.
- 3)  The District shall identify and implement means and methods for effectively communicating key messages and other information (consistent with the adopted *District Community Risk Reduction [Communications] Master Plan*) to the public by April 2020.
  - Means and methods for communications included in adopted Plan.
  - Board reviewed *mySidewalk* on-line performance dashboard and community risk assessment at 9 June regular meeting.
- 4)  The District shall create, distribute, collect and analyze a comprehensive survey of public interest/opinion of key District messages by November 2020.
  - No report.

## APPENDIX 5- MONTHLY RESPONSE RECORD

Inc #	Date	Sta Zone	Grid	Location	Alarm Time	Resp Time	Type	Resp	Shift #
473	1 Jun 20	83G	C17	3548 Fishtrap Lp NE	07:51	12.33	BLS Fall	3	
474	1 Jun 20	81F	G20	4943 Foxtrail Dr NE	09:37	8.03	BLS CVA	4	
475	1 Jun 20	81F	G19	4922 Puget Rd NE #457	10:00	8.43	ALS Unconscious	8	
476	1 Jun 20	307	K17	605 Devoe St NE	14:35	5.44	BLS Back Pain	4	
477	1 Jun 20	83C	G16	5413 Libby Rd NE	17:46	5.29	CO Alarm	4	
478	2 Jun 20	83A	G16	5549 Boston Harbor Rd NE	00:30	9.47	ALS Chest Pains	2	8
479	2 Jun 20	81A	I18	3213 Skooter Ln NE	14:46	3.54	ALS Fall	3	
480	2 Jun 20	81A	I17	3210 South Bay Rd NE	16:28	3.24	BLS Overdose	3	
481	2 Jun 20	81J	I15	2842 Gull Harbor Rd NE	16:59	6.15	ALS Chest Pains	3	
482	3 Jun 20	307	J17	2731 Lindell Rd NE	12:11	5.17	BLS Sick Person	3	
483	3 Jun 20	82B	E20	7134 Lovely Ln NE	12:30	8.54	BLS Assist L/E	4	
484	3 Jun 20	81F	H19	3902 Foxhall Dr NE	15:09	5.05	ALS Heart Problem	3	
485	3 Jun 20	81L	H20	7401 44th Ave NE	17:42	6.38	BLS Abdom Pain	3	
486	3 Jun 20	81E	I20	6937 32nd Ct NE	19:36	8.31	BLS Kidney Infection	4	1
487	3 Jun 20	81G	H20	Carpenter @ Hawks Prairie Rd NE	22:38	6.02	BLS Unk Med Prob	5	1
488	4 Jun 20	83G	E17	3010 Sleepy Creek Ln NE	21:56	8.26	ALS Chest Pains	4	2
489	5 Jun 20	81K	G19	5103 Puget Rd NE	07:30	24.32	BLS Syncope	3	
490	5 Jun 20	307	J16	2536 20th Ave NE	20:05	4.02	ALS Rapid Heart Rate	5	3
491	5 Jun 20	81A	I17	3506 Shincke Rd NE	21:28	0.00	BLS Sick Person	1	3
492	5 Jun 20	81J	J16	Friendly Grove @ 26th Ave NE	23:12	4.38	BLS MVA	7	3
493	6 Jun 20	307	J16	26th @ Huber Ln NE	23:49	7.17	BLS Sick Person	2	3
494	6 Jun 20	83D	I15	3325 Boston Harbor Rd NE	13:00	8.54	Fire Alarm Activation	5	4
495	6 Jun 20	81B	I17	Lemon @ 36th Ave NE	20:48	4.11	Wires Down	4	4
496	6 Jun 20	307	J17	South Bay @ 24th Ave NE	23:34	5.08	BLS MVA	5	4
497	7 Jun 20	83A	F16	Woodard Bay @ Libby Rd NE	05:54	2.44	Wires Down	3	4
498	7 Jun 20	307	K17	605 Devoe St NE	11:22	5.30	BLE Mental Problem	4	5
499	7 Jun 20	83D	I15	513 Flora Vista Rd NE	14:52	8.19	Water Rescue	8	5
500	7 Jun 20	307	K17	605 Devoe St NE #B	15:35	4.32	BLS Back Pain	4	5
501	7 Jun 20	81H	I19	5540 Pleasant Glade Rd NE	18:24	7.57	Wires Down	4	5
502	8 Jun 20	81A	I18	3610 South Bay Rd NE	12:46	3.34	BLS MVA	7	
503	8 Jun 20	82B	D20	8210 Walnut Rd NE	16:26	11.09	BLS Sick Person	3	
504	8 Jun 20	307	J17	2826 Lindell Rd NE	19:13	5.53	ALS Seizure	4	6
505	8 Jun 20	81A	I17	3210 South Bay Rd NE	19:19	9.52	BLS Sick Person	4	6
506	9 Jun 20	82A	C19	9038 Gallea St NE	11:50	10.34	BLS Fall	4	
507	9 Jun 20	83C	G17	Libby @ 46th Ave NE	18:42	4.22	ALS MVA	8	7
508	10 Jun 20	307	K17	605 Devoe St NE	01:16	N/A	BLS Suicide	3	7
509	10 Jun 20	83A	G15	4715 Boston Harbor Rd NE	15:01	6.55	Service Call	3	
510	10 Jun 20	81A	H17	4211 Shincke Rd NE #2	17:09	3.05	BLS Leg Pain	3	
511	11 Jun 20	82A	D19	7813 Johnson Point Rd NE	01:53	11.40	BLS Back Pain	4	8
512	11 Jun 20	81A	I17	3031 36th Ave NE	15:18	3.18	ALS Unconscious	3	
513	11 Jun 20	81F	G19	4922 Puget Rd NE #773	21:04	13.42	ALS Rapid Heart Rate	4	9
514	12 Jun 20	81C	I16	3540 Friendly Grove Rd NE	04:23	8.06	Structure Fire	15	9
515	12 Jun 20	83A	G15	4805 Cushman Rd NE #50	12:18	3.58	BLS Weakness	3	
516	12 Jun 20	83A	G15	4805 Cushman Rd NE #50	15:27	4.11	BLSY Patient Assist	3	
517	13 Jun 20	82B	D20	7606 Andrews Beach Rd NE	17:57	12.38	BLS Fall	2	2
518	13 Jun 20	83A	H15	3642 Boston Harbor Rd NE	23:46	5.08	ALS Unconscious	4	2
519	14 Jun 20	81L	F21	6007 Hill St NE	09:59	11.41	BLS Welfare Check	4	3
520	15 Jun 20	83A	I16	36th @ Baker Ames Rd NE	14:51	6.24	Wires Down	7	
521	16 Jun 20	82A	B19	9743 Johnson Point Lp NE	01:32	15.53	BLSY Patient Assist	4	4
522	16 Jun 20	81F	G19	5032 Johnson Point Rd NE	02:33	5.54	ALS MVA	9	4
523	16 Jun 20	82A	D18	8137 Kerbaugh Rd NE	10:48	9.05	ALS Fall	3	
524	16 Jun 20	81C	I16	3121 Friendly Grove Rd NE	20:22	5.17	BLS MVA	9	5
525	17 Jun 20	81F	H19	5928 Foxhall Ct NE	00:54	10.12	BLSY Patient Assist	4	5
526	17 Jun 20	81L	F21	8026 61st Ave NE	07:02	1.55	ALS Chest Pains	3	
527	17 Jun 20	83A	G15	4806 Cushman Rd NE #125	16:34	4.43	BLSY Patient Assist	3	



## APPENDIX 5- MONTHLY RESPONSE RECORD

Inc #	Date	Sta Zone	Grid	Location	Alarm Time	Resp Time	Type	Resp	Shift #
528	18 Jun 20	81B	H17	3248 39th Way NE	23:22	6.00	ALS Heart Problem	4	6
529	18 Jun 20	81J	I15	2842 Gull Harbor Rd NE	11:12	8.42	BLS SoB	3	
530	18 Jun 20	82A	C18	8947 Buttonwood Ln NE	13:34	14.26	ALS Weakness	3	
531	18 Jun 20	81E	I20	7024 Tolmie Ct NE	20:55	8.15	BLS Sick Person	4	7
532	18 Jun 20	O1D	K15	506 4th Ave E	22:18	N/A	Structure Fire (MA)	4	7
533	19 Jun 20	81F	I19	3445 Hollywood Dr NE	09:36	5.45	BLS Injury	5	
534	19 Jun 20	81J	I16	1416 26th Ave NE	10:06	N/A	Fire Alarm Activation	8	
535	19 Jun 20	81L	H20	6922 Prairie Ridge Dr NE	13:17	6.02	ALS Chest Pains	5	
536	19 Jun 20	82A	B19	9909 Point View St NE	13:52	11.04	BLSY Patient Assist	5	
537	19 Jun 20	81H	G18	5434 South Bay Terrace Dr NE	14:42	10.23	BLS Unk Med Prob	3	
538	20 Jun 20	83A	H15	3838 Boston Harbor Rd NE	07:31	7.57	BLS Medical Alarm	2	9
539	20 Jun 20	308	J18	4343 26th Ave NE	09:09	6.17	BLSY Patient Assist	2	9
540	20 Jun 20	307	J17	2235 South Bay Rd NE	20:42	4.59	BLSY Heat Exhaustion	2	1
541	21 Jun 20	307	K16	821 Chambers St NE	16:01	6.46	BLS Welfare Check	4	1
542	22 Jun 20	83A	I16	1426 33rd Ave NE	05:34	8.39	BLS Mental Eval	3	1
543	22 Jun 20	81L	H20	7401 44th Ave NE	09:54	6.11	BLS Abdom Pain	4	
544	22 Jun 20	83A	H16	3930 Baker Ames Rd NE	10:40	3.53	Structure Fire	10	
545	22 Jun 20	83A	H15	Boston Harbor @ 39th Ave NE	18:59	6.33	ALS MVA	10	2
546	22 Jun 20	81A	I17	3034 South Bay Rd NE #B	19:31	11.41	CO Alarm	4	2
547	22 Jun 20	81A	I18	3630 34th Ln NE	21:28	3.53	BLS Fall	2	2
548	23 Jun 20	83F	E16	7300 Zangle Rd NE	07:15	6.34	Fire Alarm Activation	4	
549	23 Jun 20	81A	H17	4124 Whispering Firs Ln NE	07:36	4.31	BLS Transport	4	
550	23 Jun 20	83A	I16	1426 33rd Ave NE	07:49	7.52	BLS Leg Pain	3	
551	23 Jun 20	81F	H19	4134 Hunter Mill Ln NE	19:09	4.25	ALS CPR	7	3
552	23 Jun 20	81A	I17	3506 Shincke Rd NE	20:14	0.00	BLS Sick Person	4	3
553	24 Jun 20	83A	G15	4806 Cushman Rd NE #160	00:35	7.09	ALS Unconscious	7	3
554	24 Jun 20	318	H21	4221 Bainbridge Ct NE	14:33	4.40	Structure Fire (MA)	3	
555	25 Jun 20	81C	I16	3517 Frogs Leap Ln NE	05:01	6.08	ALS Diabetic	4	4
556	25 Jun 20	81A	I17	3035 36th Ave NE	21:09	2.52	BLS MVA	9	5
557	26 Jun 20	83A	I15	36th @ Gull Harbor Rd NE	00:53	5.12	BLS MVA	3	5
558	26 Jun 20	82B	E20	7501 Chinook St NE	12:07	18.50	BLS Sick Person	3	
559	26 Jun 20	83E	D15	7707 Boston Harbor Rd NE	14:10	6.20	BLS Weakness	4	
560	27 Jun 20	82A	B19	9909 Point View St NE	17:35	14.06	BLSY Patient Assist	4	7
561	28 Jun 20	82B	D20	7810 Walnut Rd NE	14:55	11.14	BLS Fall	5	8
562	28 Jun 20	81A	I17	3506 Shincke Rd NE	17:17	0.00	BLS Wellnes Check	3	8
563	29 Jun 20	83E	D15	7707 Boston Harbor Rd NE	07:35	7.11	ALS RHR	4	
564	30 Jun 20	83D	I15	3311 Gull Harbor Rd NE	03:31	6.56	BLS Fall	3	9
565	30 Jun 20	81F	G19	4922 Puget Rd NE #345	23:36	18.04	BLS SoB	3	9

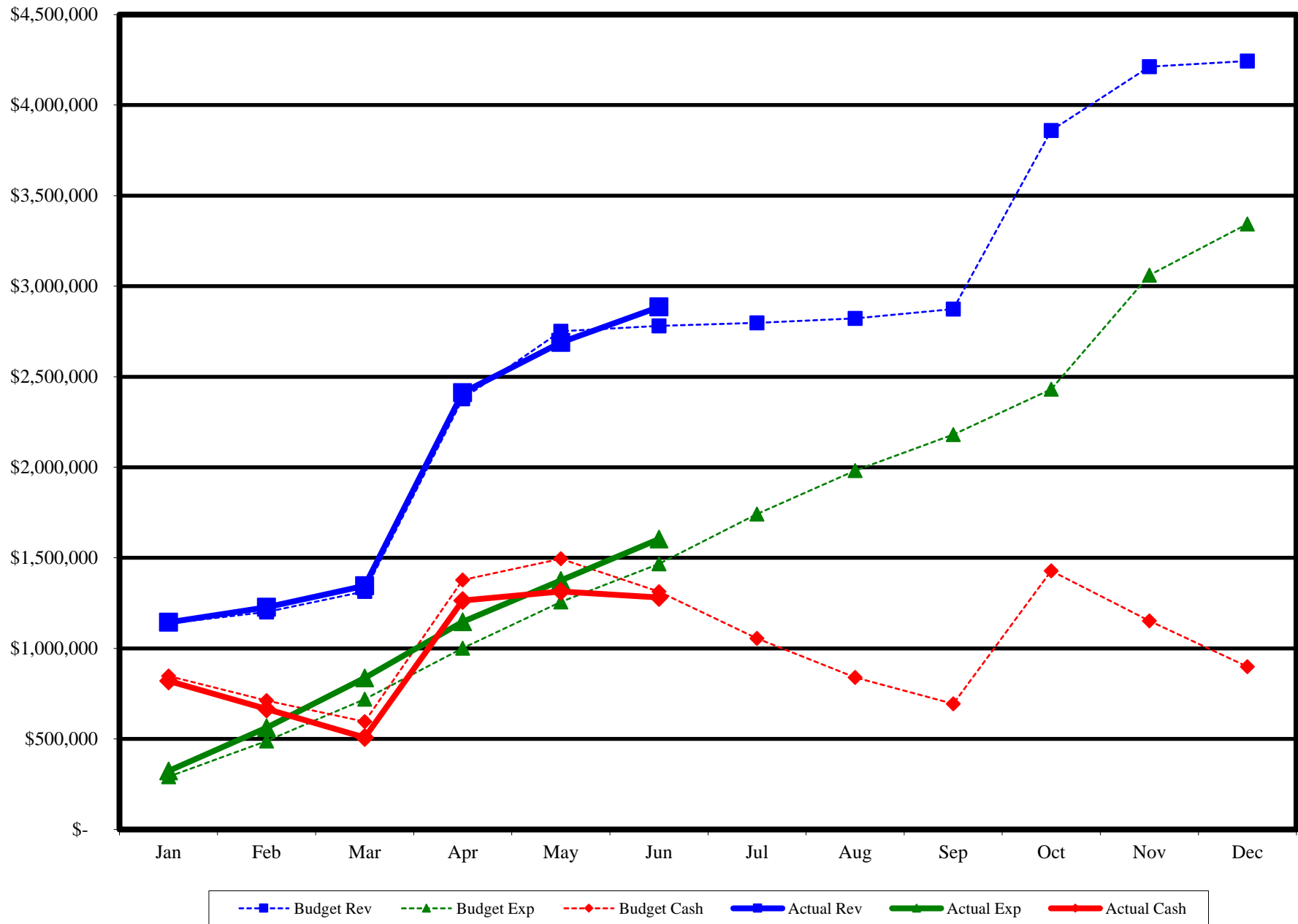
## APPENDIX 6 MONTHLY REPORT

NAME	RANK/STATUS	SHIFT/DATE
Armstrong, Walker	OSP	
Bain, Tyler	FF/EMT	2
Beck, Jem	Recruit	3
Benson, Marikka	EMT	3
Bigelow, Debra W	Receptionist	
Bivens, Dan	Receptionist	
Borrego, Charles S	Resigned	1/31/2020
Bourque, Mitch	FF	4
Brandt, Robert	FF	5
Bushaw, Bladden M	FF/EMT	3
Carlton, Susan E	Receptionist	
Caron, Judy G	Receptionist	
Chapman, Cody R	FF	2
Chase, Solana	Recruit	
Clem, Christopher E	OSP	
Clemens, Jonathan	EMSO	
Cochran, Ann	Receptionist	
Conklin, Amber	Resigned	2/15/2020
Dicke, Ben	FF/AO	8
Dixon, Robert	Recruit	
Dodge, David	Lieutenant	4
Ermshar, Cassidy	FF/EMT/AO	3
Estrada, Diana	FF/EMT	1
Fass, Bonnie	Receptionist	
Fletcher, Leslie	Receptionist	
Flynn, Angelina	EMT	9
Freed, Richard	FF	9
Frost, Shane	FF/AO	4
Gagnon, Christopher	Recruit	
Gettle, Eric James	FF/EMT	7

NAME	RANK/STATUS	SHIFT/DATE
Gill, Patricia Ann	Receptionist	
Gormley, Robert	Lieutenant	9
Harn, Jakob	FF	8
Hayes, Dale	FF/EMT/AO	9
Henson, Ronald C	Receptionist	
Iyall, Garrett	Resigned	5/28/2020
Johnson, Jacob	EMT	2
Kraft, Bethany H	FF/EMT	2 & 6
Kramer, Gavin	FF	9
Kubiak, Cody	Recruit	
Lacy, Ben	FF	2
LaDue, Chris	BC	2 & 6
Lara, Leroy	FF	6
Lee, Michael	FF	6
Leyva, Jennifer	FF/EMT	7
Leyva, Travis	EMT	6
Lindwall, Desiree	EMT	7
Liukkonen, David	FF/AO	6 & 8
Longmire, Damian	BC	5 & 9
Lukens, Thea	EMT	8
Matunan, Claudette	Recruit	
May, Nicolas	Recruit	
McCann, Dustin	FF/AO	4
McCosh, Devin	FF/EMT	4
McLeod, Stephen	Resigned	1/13/2020
McLeod, Stephen	Resigned	1/13/2020
Medina, Zachary	EMT	7
Meyers, Raymond	Recruit	
Milligan, Nicholas	FF	2
Mize, Art	Chaplain	

NAME	RANK/STATUS	SHIFT/DATE
Mountjoy, Julian C	Resigned	1/23/2020
Neal, Brandon	Resigned	4/27/2020
Nicolas May	Recruit	
Perry, Andrew	EMT	9
Petersen, Lisa Amber	FF/EMT	9
Poole, James	FF/AO	7
Powell, Shelby	FF	1
Prine, Don	OSP	
Robinette, Les	BC	4 & 7
Roebuck, Tara A	EMT	1
Rollman, Wyatt	FF	3
Sachet, James	Resigned	5/26/2020
Sheller, Elliot	FF/EMT	4
Sherman, Jauni	Recruit	
Sinclair, Sharon	Receptionist	
Skorna, Zach	Lieutenant	7
Stenerson, Ian	FF/AO	3
Stewart, Christopher	FF/AO	5
Sullivan, Amber	FF/EMT	5
Thies, Kyle	Recruit	
Thomas, Drew	Recruit	
Thomas, Drew	Resigned	6/8/2020
Timmis, David	LoA	5/21/2020
Toth, Terry	FF/EMT	8
Valdez, Christian	Recruit	
VanKirk, Nick	FF/EMT	5
Warfield, Tony	LoA	3/6/2020
Williams, Tom	FF/AO	2 & 6
Wilson, Kaleb	Resigned	1/16/2020
Youngs, John	FF/EMT	9
Zimmerman, Jacob	FF	1
Zolman, Reagan	EMT	1
Zopolis, James P	Receptionist	
Zvirzdys, Joshua	LoA	4/1/2020

## APPENDIX 7 - 2020 BUDGET VS ACTUAL, CASH BALANCE



## APPENDIX 7A -- MONTHLY OPERATING EXPENDITURE VS BUDGET

